



US00D522822S

(12) **United States Design Patent**  
**Dighton et al.**

(10) **Patent No.:** **US D522,822 S**  
(45) **Date of Patent:** **\*\* Jun. 13, 2006**

(54) **BILL WITH SIDE BOTTLE OPENER**

(76) Inventors: **Timothy S. Dighton**, 311 Drew SW.,  
Ardmore, OK (US) 73401; **Christopher**  
**Alan Peters**, P.O. Box 1553, Ardmore,  
OK (US) 73402

(\*\*) Term: **14 Years**

(21) Appl. No.: **29/236,712**

(22) Filed: **Aug. 20, 2005**

(51) **LOC (8) Cl.** ..... **07-99**

(52) **U.S. Cl.** ..... **D8/38; D2/893**

(58) **Field of Classification Search** ..... D8/16,  
D8/18, 19, 33-43, 88; D2/872, 876, 879,  
D2/882, 891, 893; 2/12, 195.1, 209.13; 7/151,  
7/156; 30/1.5; 81/3.07, 3.09, 3.27, 3.4, 3.55,  
81/3.57

See application file for complete search history.

(56) **References Cited**

**U.S. PATENT DOCUMENTS**

D311,266 S	*	10/1990	Parker	.....	2/209.13
D363,157 S		10/1995	Rodgers		
D375,869 S	*	11/1996	Canela	.....	D7/507
D399,108 S	*	10/1998	Koefeldt	.....	D8/38
D424,788 S	*	5/2000	Davis	.....	D2/882
D432,375 S		10/2000	Rennick		
6,185,772 B1		2/2001	Bates		
6,851,147 B1	*	2/2005	Abrahall	.....	7/151
D503,516 S		4/2005	Wysopal		
D507,093 S	*	7/2005	Burmester	.....	D2/893

D510,471 S	*	10/2005	Yan	.....	D2/882
2002/0144335 A1	*	10/2002	Adams	.....	2/209.13
2004/0117894 A1	*	6/2004	Kuo	.....	2/209.13

**OTHER PUBLICATIONS**

Assorted Cap Lifters (all): Just for Openers, p. 20, Donald A. Bull & John R. Stanley, © 1999, Schiffer Publishing Ltd., ISBN: 0-7643-0846-7.\*

Can Piercer: Just for Openers, p. 57, Donald A. Bull & John R. Stanley, © 1999, Schiffer Publishing Ltd., ISBN: 0-7643-0846-7.\*

R-9 Baseball Cap Cap-Lifter: Just for Openers, p. 131, Donald A. Bull & John R. Stanley, © 1999, Schiffer Publishing Ltd., ISBN: 0-7643-0846-7.\*

\* cited by examiner

*Primary Examiner*—Caron D. Veynar

*Assistant Examiner*—Garth Rademaker

(74) *Attorney, Agent, or Firm*—Derrick W. Harvey

(57) **CLAIM**

The ornamental design for a bill with side bottle opener, as shown.

**DESCRIPTION**

FIG. 1 is a side perspective view thereof;


FIG. 2 is a front view thereof;


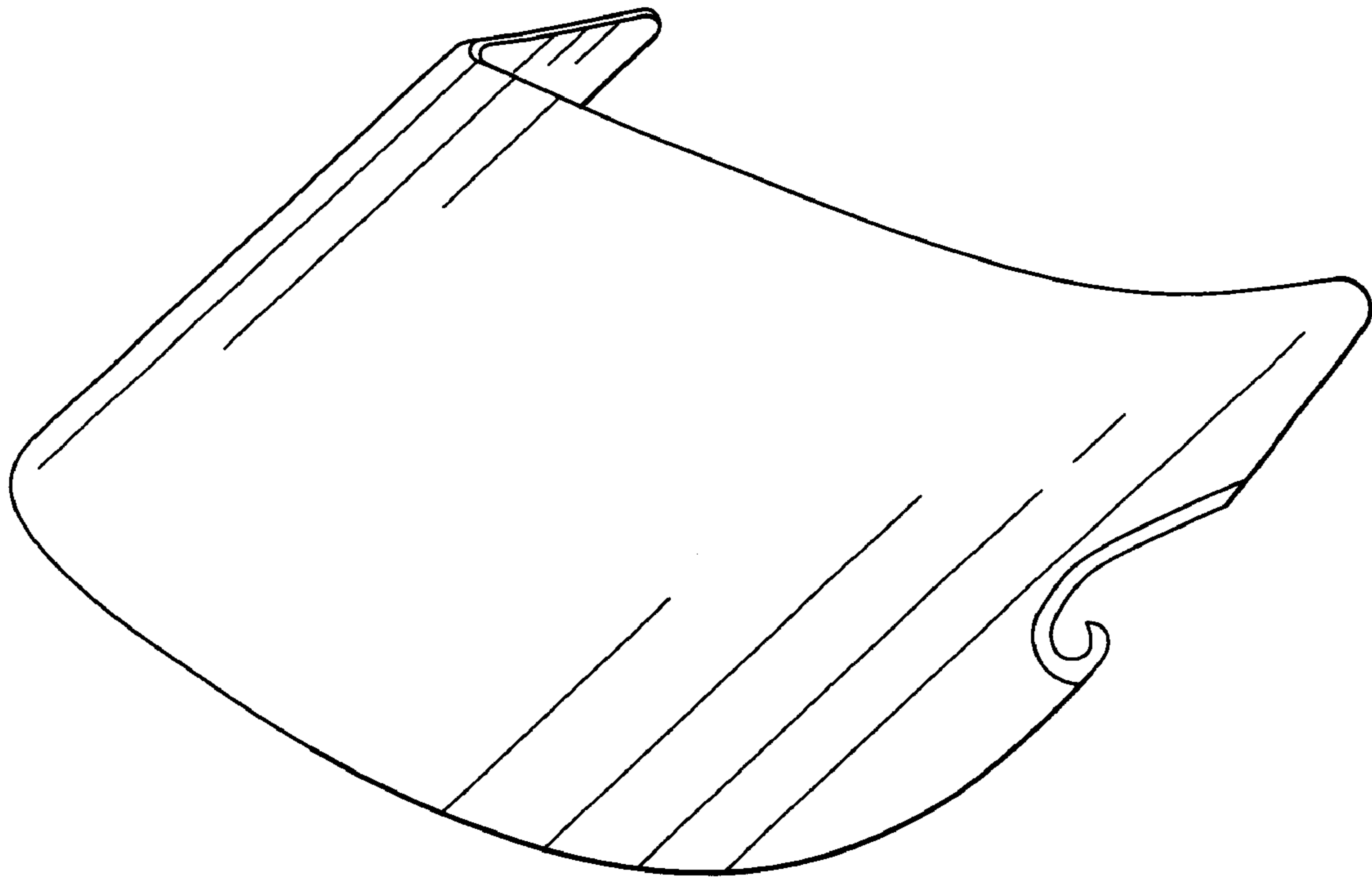
FIG. 3 is a side view thereof;

FIG. 4 is a top view thereof; and,

FIG. 5 is a bottom view thereof.

**1 Claim, 3 Drawing Sheets**








FIG. 2




FIG. 3

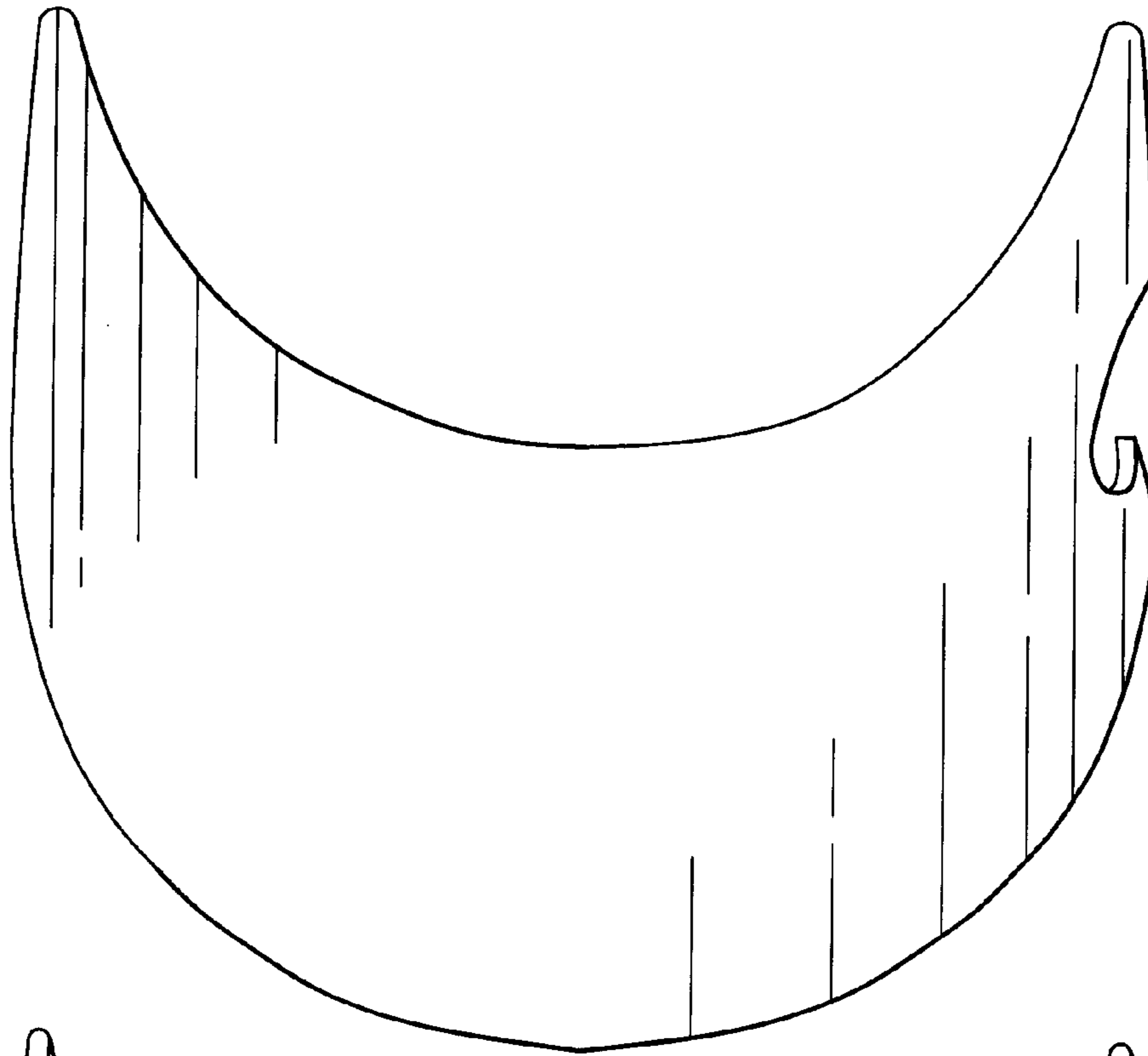


FIG. 4

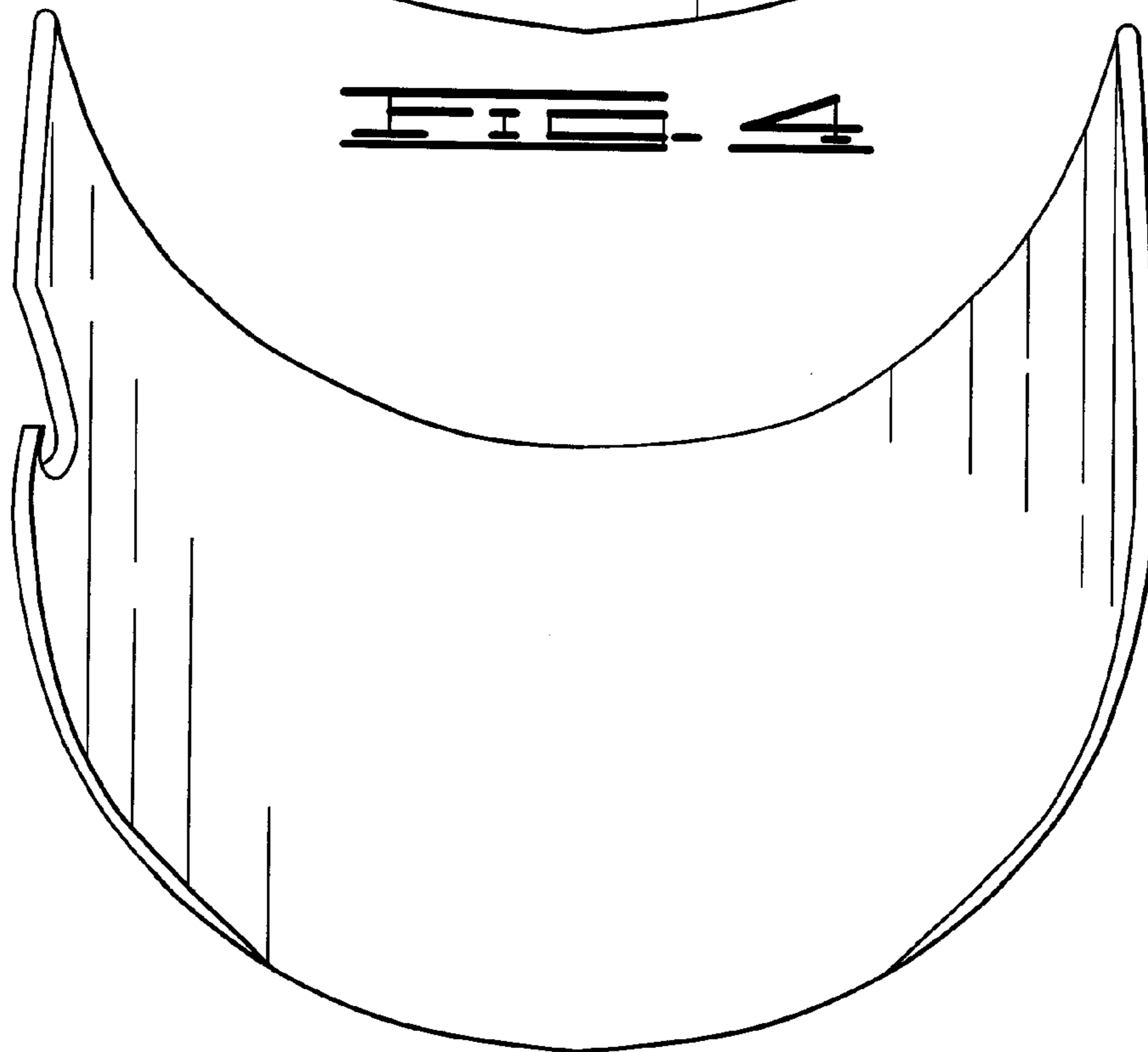


FIG. 5