



US00D522806S

(12) **United States Design Patent**
Abrams

(10) **Patent No.:** **US D522,806 S**

(45) **Date of Patent:** **** Jun. 13, 2006**

(54) **TEA DRIP CATCHER**

(75) Inventor: **Harold Abrams**, 6700 Thimens,
Montreal Quebec (CA), H4S1S5

(73) Assignee: **Harold Abrams**, Montreal (CA)

(**) Term: **14 Years**

(21) Appl. No.: **29/203,798**

(22) Filed: **Apr. 20, 2004**

(51) **LOC (8) Cl.** **07-99**

(52) **U.S. Cl.** **D7/399; D7/397; D7/398;**
D7/213

(58) **Field of Classification Search** **D7/399,**
D7/387, 388, 389, 397, 398, 213; 222/566,
222/571, 108, 111; 428/140

See application file for complete search history.

(56) **References Cited**

U.S. PATENT DOCUMENTS

D122,778 S	*	10/1940	May	D7/213
D184,234 S	*	1/1959	Maccio	D7/213
4,934,548 A	*	6/1990	Hsu	215/307
5,484,635 A	*	1/1996	Andersen et al.	428/40.1

6,073,816 A	*	6/2000	Granberg	222/566
D501,359 S	*	2/2005	Bodum	D7/397
D501,626 S	*	2/2005	Graves et al.	D7/398

OTHER PUBLICATIONS

Tea Drip Catcher, Kitchen Kapers Inc.copyright 2005.*
Lemon Wedge Drip Catcher,Liquid Planet Online,one sale
for less than a year according to the company.*

* cited by examiner

Primary Examiner—M. N. Pandozzi


(57) **CLAIM**

The ornamental design for a tea drip catcher, as shown and
described.

DESCRIPTION

FIG. 1 is a front elevational view of a tea drip catcher
showing my new design;
FIG. 2—is a left side elevational view thereof, the right side
being a mirror image.
FIG. 3—is a rear elevational view thereof.
FIG. 4—is a top plan view thereof; and,
FIG. 5—is a bottom plan view thereof.

1 Claim, 1 Drawing Sheet






Fig. 1




Fig. 4



Fig. 2



Fig. 5

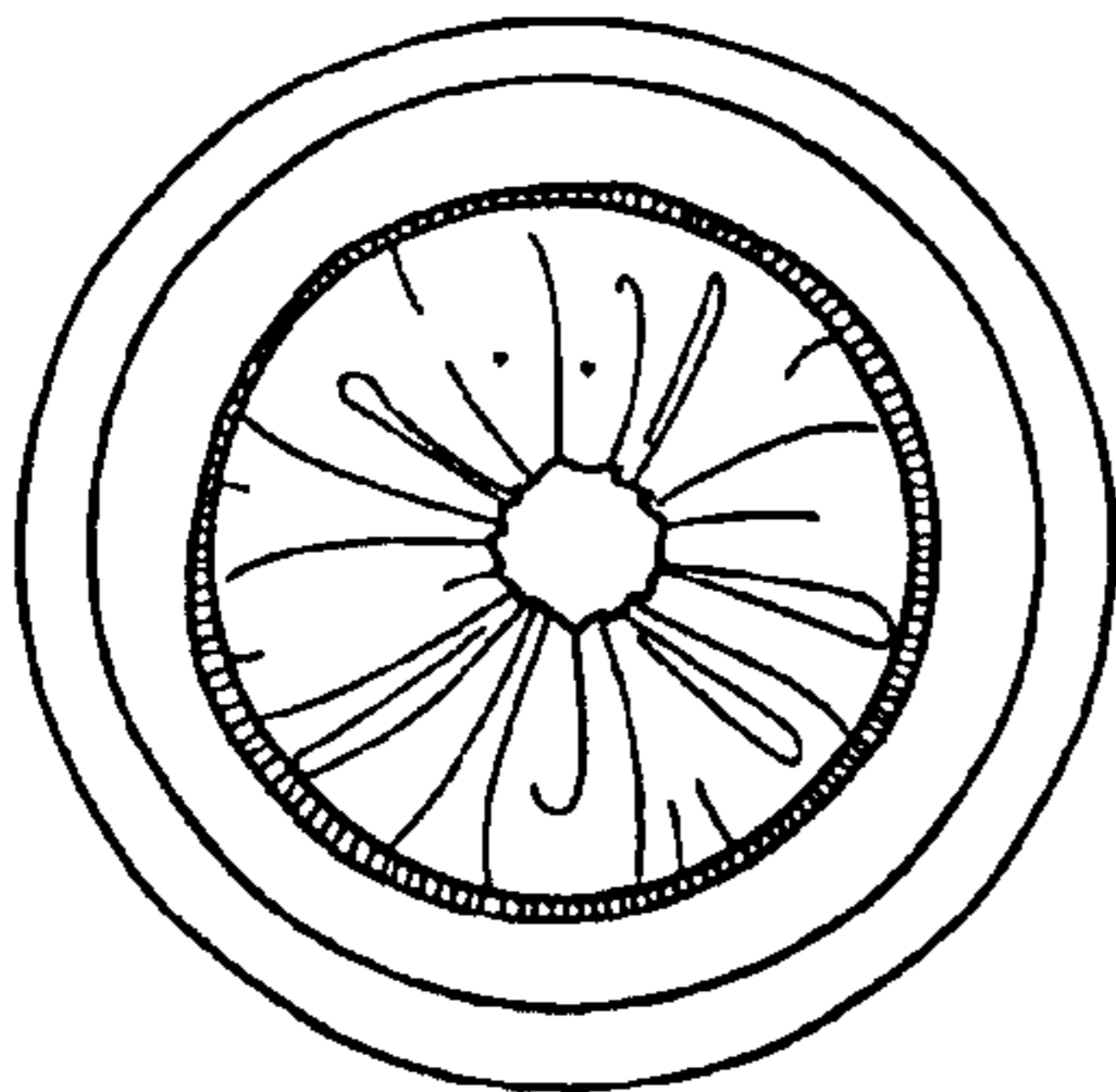


Fig. 3