



US00D522756S

(12) **United States Design Patent**
Moore

(10) **Patent No.:** **US D522,756 S**

(45) **Date of Patent:** **** Jun. 13, 2006**

(54) **GOLF PUTTER BASTING BRUSH DEVICE**

D372,585 S * 8/1996 Zoccolillo et al. D4/124
D396,909 S * 8/1998 Carter D4/124 X

(76) Inventor: **Joseph Moore**, 1 Bradford Dr., Bella Vista, AR (US) 72714

* cited by examiner

(**) Term: **14 Years**

Primary Examiner—Alan P. Douglas
Assistant Examiner—Lavone D. Tabor

(21) Appl. No.: **29/234,305**

(74) *Attorney, Agent, or Firm*—Keisling Pieper & Scott PLC; Donald B. Pieper; Trent C. Keisling

(22) Filed: **Jul. 15, 2005**

(57) **CLAIM**

(51) **LOC (8) Cl.** **04-04**

The ornamental design for a golf putter basting brush device, as shown and described.

(52) **U.S. Cl.** **D4/124; D4/132**

(58) **Field of Classification Search** D4/124,
D4/132, 135, 138; 15/143.1, 159.1, 160,
15/186, 187, 191.1, 192, 193; 16/110.1, 430,
16/431, 902, DIG. 12, DIG. 18, DIG. 19;
D21/795

DESCRIPTION

See application file for complete search history.

FIG. 1 is a top isometric view of a golf putter basting brush device showing my new design;
FIG. 2 is a right side view thereof, the left side view being a mirror image thereof;
FIG. 3 is a back view thereof;
FIG. 4 is a front view thereof;
FIG. 5 is a top view thereof; and,
FIG. 6 is a bottom view thereof.

(56) **References Cited**

U.S. PATENT DOCUMENTS

D202,613 S * 10/1965 Lion 15/160 X
3,349,422 A * 10/1967 Heil 15/160
4,571,767 A * 2/1986 Dangler 15/161

1 Claim, 2 Drawing Sheets




FIG. 1

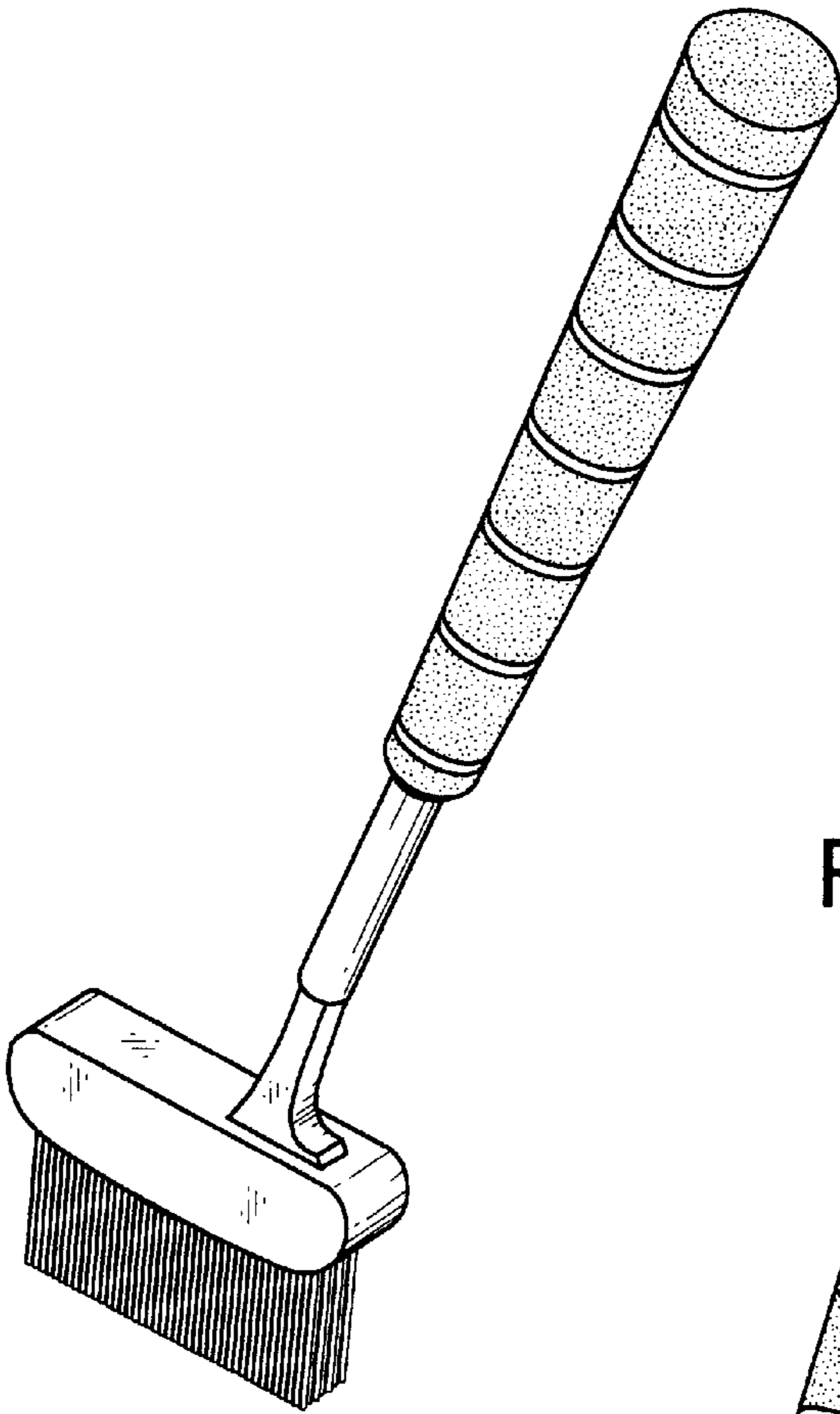


FIG. 2

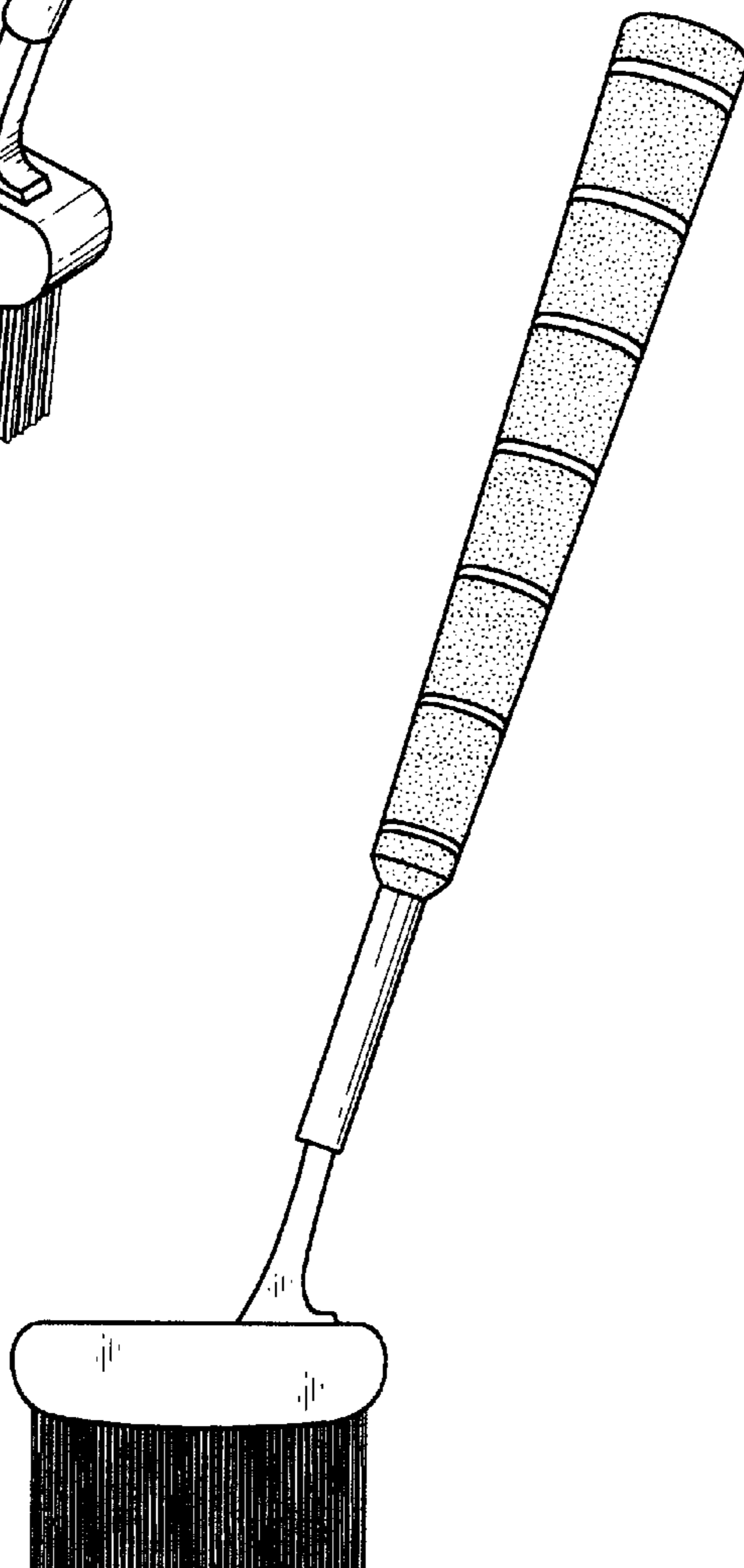


FIG. 3




FIG. 4

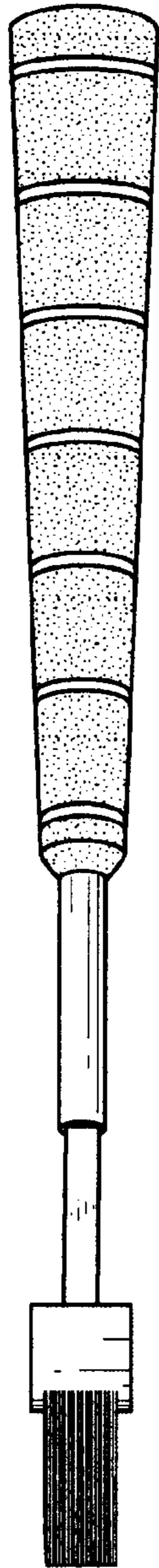


FIG. 5

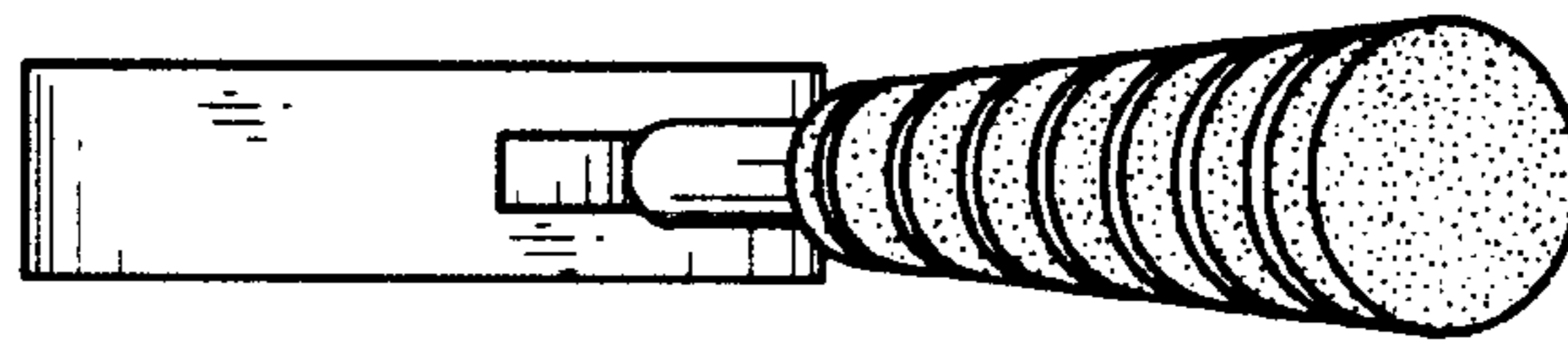


FIG. 6

