



US00D522754S

(12) **United States Design Patent**
Anderson

(10) **Patent No.:** **US D522,754 S**

(45) **Date of Patent:** **** Jun. 13, 2006**

(54) **GOLF BAG DIVIDER TOP**

D454,249 S 3/2002 Schmidt
6,513,653 B1 * 2/2003 Chen D3/255
6,726,009 B1 4/2004 Larson
6,938,763 B1 * 9/2005 Chen 206/315.6

(75) Inventor: **Douglas W. Anderson**, Phoenix, AZ
(US)

(73) Assignee: **Karsten Manufacturing Corporation**,
Phoenix, AZ (US)

(**) Term: **14 Years**

* cited by examiner

Primary Examiner—Louis S. Zarfes

Assistant Examiner—Monica A. Weingart

(74) *Attorney, Agent, or Firm*—Darrell F. Marquette

(21) Appl. No.: **29/235,083**

(57) **CLAIM**

(22) Filed: **Jul. 26, 2005**

The ornamental design for a golf bag divider top, as shown and described.

(51) **LOC (8) Cl.** **03-01**

(52) **U.S. Cl.** **D3/320**

(58) **Field of Classification Search** D3/318,
D3/319, 320, 328.1, 254, 255; 206/315.2,
206/315.3, 315.4, 315.5, 315.6, 315.7, 315.8,
206/315.11; 211/70.2; 248/96; 280/DIG. 6;
473/287

See application file for complete search history.

DESCRIPTION

FIG. 1 is a perspective view of a golf bag divider top showing my new design;

FIG. 2 is a top view of the golf bag divider top shown in FIG. 1;

FIG. 3 is a front elevational view of the golf bag divider top shown in FIG. 1.

FIG. 4 is a rear elevational view of the golf bag divider top shown in FIG. 1;

FIG. 5 is a bottom view of the golf bag divider top shown in FIG. 1;

FIG. 6 is a side elevational view of the golf bag divider top taken from the left in FIG. 2; and,

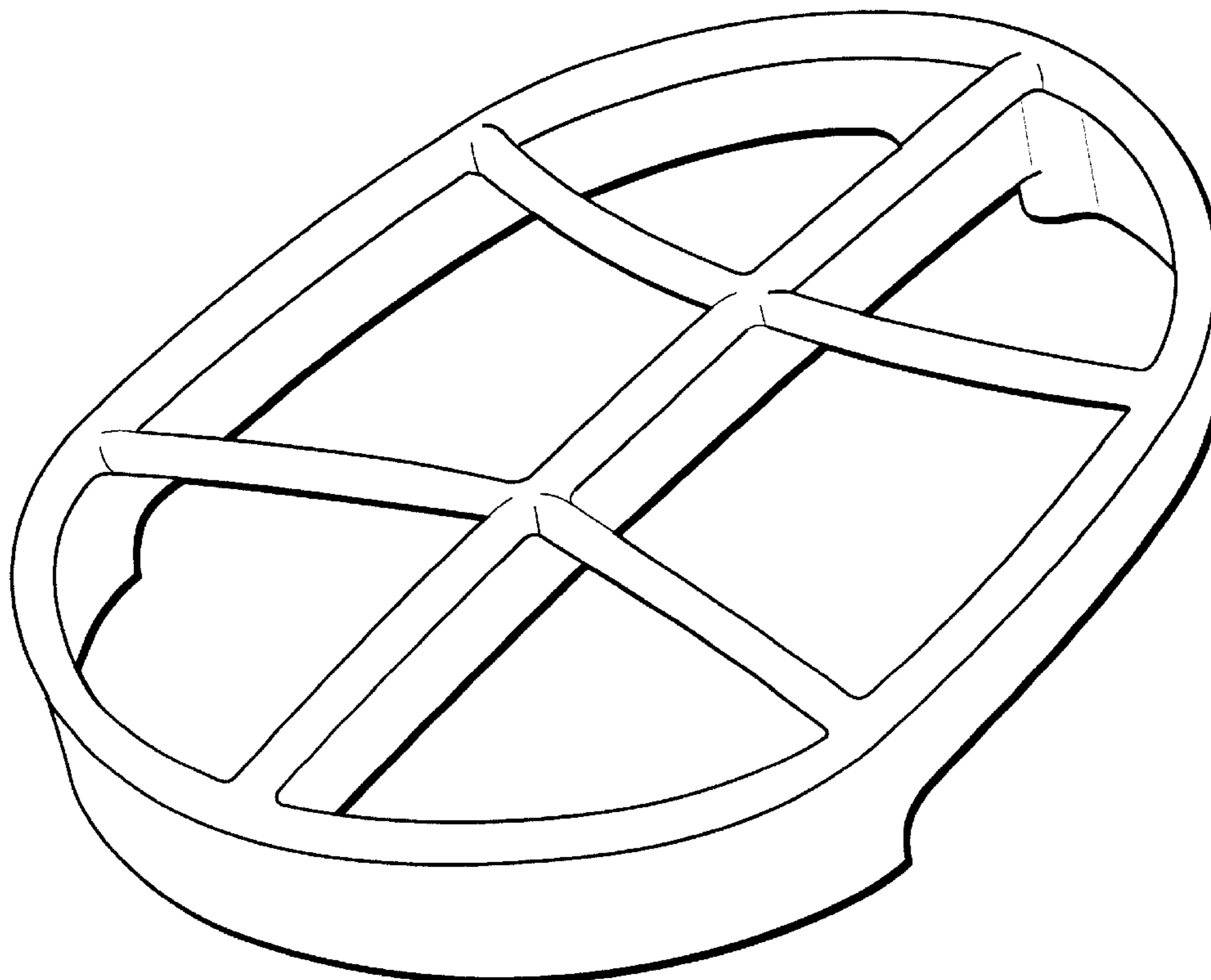
FIG. 7 is a side elevational view of the golf bag divider top taken from the right in FIG. 2.

(56) **References Cited**

U.S. PATENT DOCUMENTS

4,596,328	A	6/1986	Solheim	
4,600,100	A	7/1986	Solheim	
4,667,820	A	5/1987	Solheim	
5,482,160	A *	1/1996	Perrin 206/315.8
D402,469	S *	12/1998	Suk D3/320
D412,789	S *	8/1999	Suk D3/320
6,318,682	B1 *	11/2001	Chen 211/70.2

1 Claim, 4 Drawing Sheets



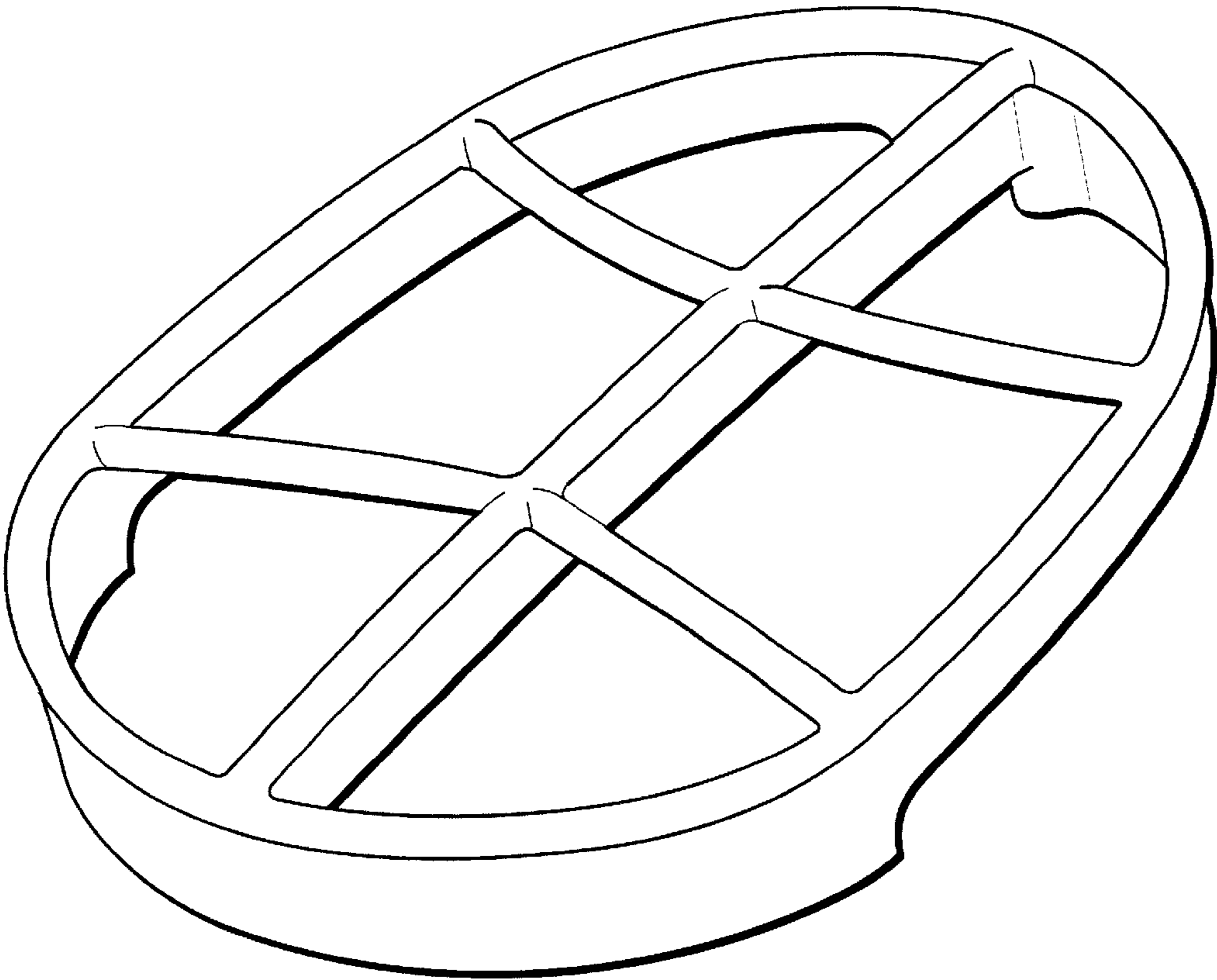


Fig.1




Fig. 2

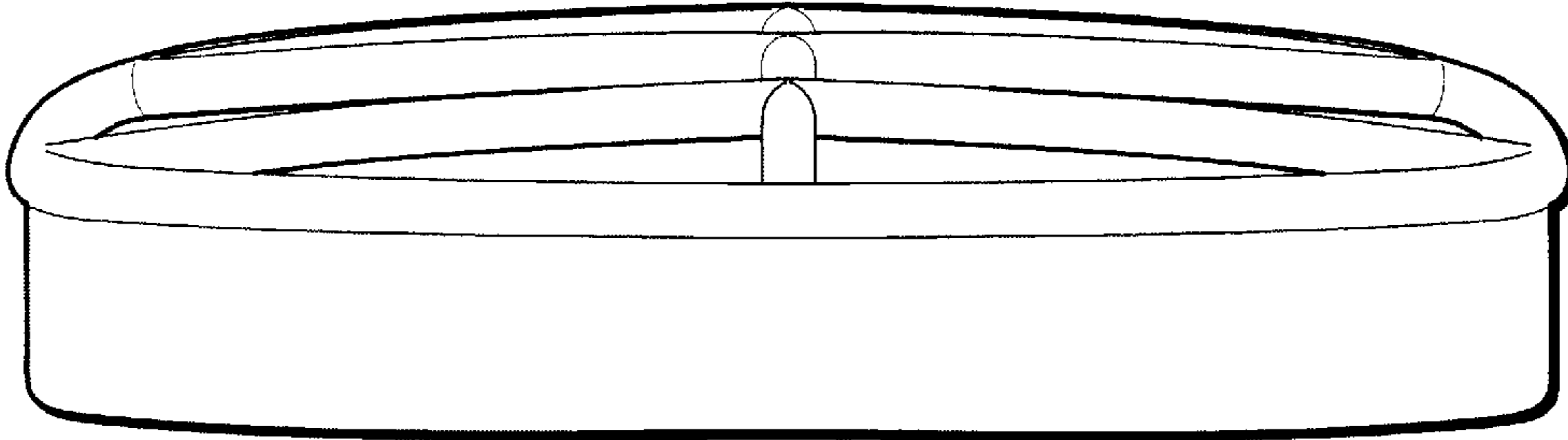


Fig. 3

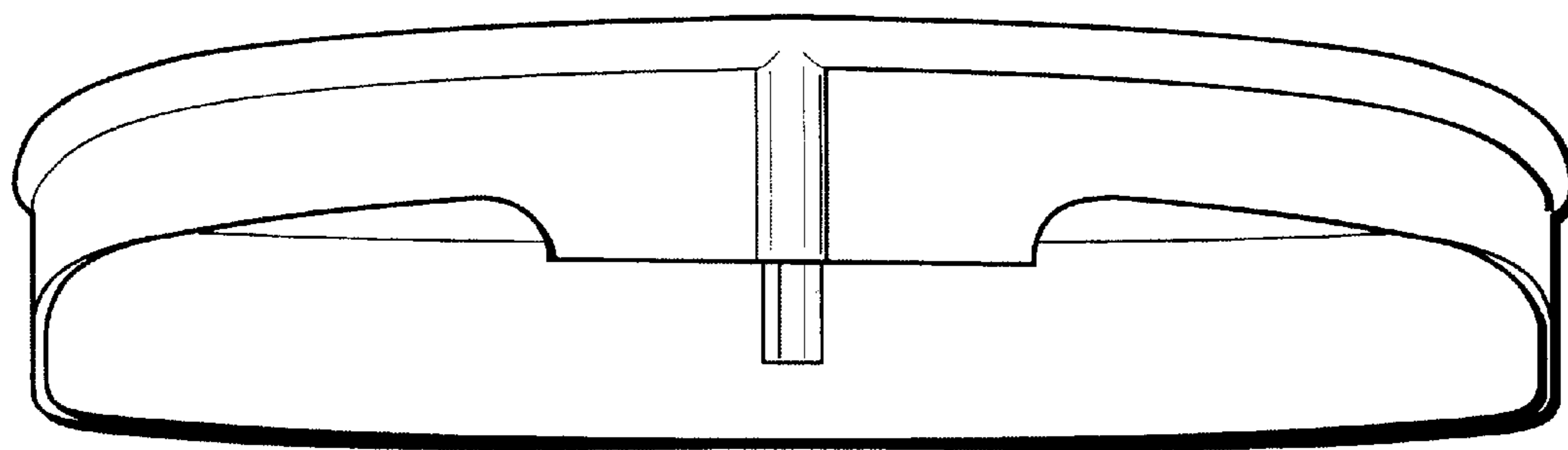


Fig. 4




Fig. 5

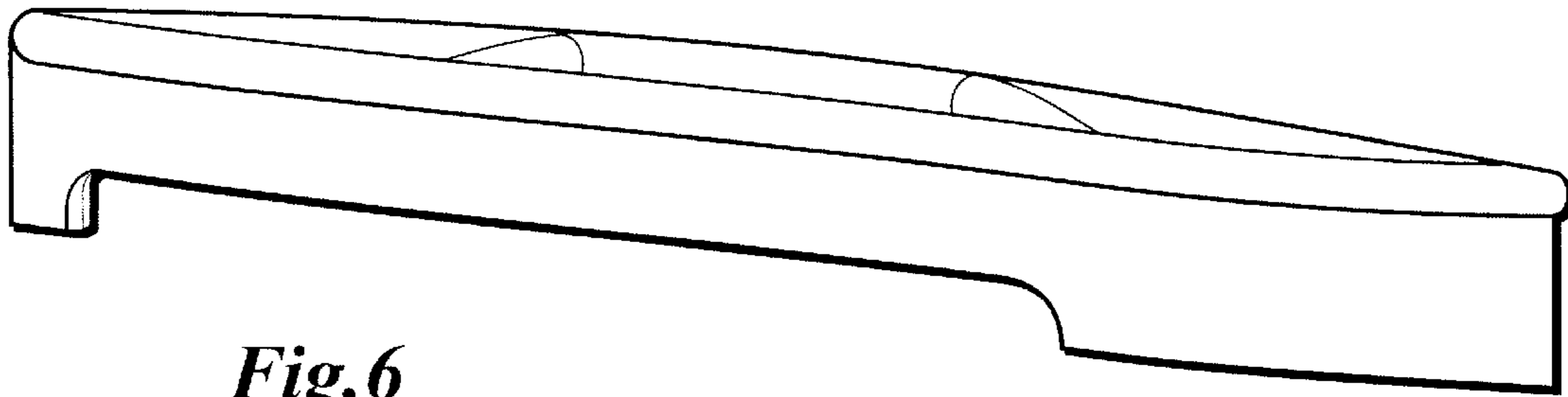


Fig. 6

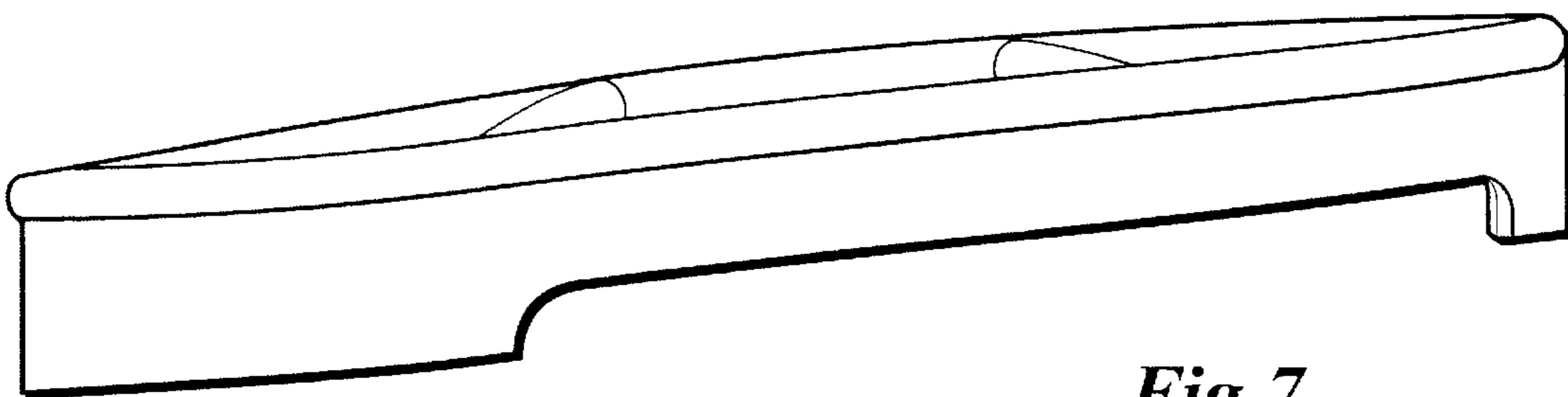


Fig. 7