



US00D522749S

(12) **United States Design Patent**  
**Tortorella et al.**

(10) **Patent No.: US D522,749 S**  
(45) **Date of Patent: \*\* Jun. 13, 2006**

(54) **ATTACHE CASE**

(75) Inventors: **Valentina Tortorella**, Paris (FR);  
**Isabelle Bois**, Paris (FR); **Sigrid Daubmeier**, Paris (FR); **Jean-Phillippe Martin**, Paris (FR)

(73) Assignee: **Louis Vuitton Malletier**, Paris (FR)

(\*\*) Term: **14 Years**

(21) Appl. No.: **29/210,923**

(22) Filed: **Aug. 10, 2004**

(30) **Foreign Application Priority Data**

Feb. 13, 2004 (EM) ..... 000136999-0004

(51) **LOC (8) Cl.** ..... **03-01**

(52) **U.S. Cl.** ..... **D3/299; D3/900**

(58) **Field of Classification Search** ..... D3/243,  
D3/268, 270, 271.1, 273, 276, 281-285, 287,  
D3/289, 290, 321, 324, 326, 327, 900, 902;  
190/100, 109, 115, 900, 903; 150/107, 117;  
383/38

See application file for complete search history.

(56) **References Cited**

**U.S. PATENT DOCUMENTS**

1,084,101 A \* 1/1914 Nover ..... 150/101  
1,632,337 A \* 6/1927 Hiering ..... 150/117  
4,140,164 A \* 2/1979 Staup ..... 150/110  
D260,053 S \* 8/1981 Siegel ..... D3/243  
D360,075 S \* 7/1995 Cross et al. .... D3/276  
D372,795 S \* 8/1996 Swinford et al. .... D3/243  
D380,612 S \* 7/1997 Kelley et al. .... D3/289

D498,924 S \* 11/2004 Karl ..... D3/287  
2002/0114539 A1 \* 8/2002 Strevey et al. .... 383/13

**OTHER PUBLICATIONS**

Air Pocket Pouch—Dec. 29, 2003. View at [http://web.archive.org/web/20031229223807/http://travelcomfortable.com/travel\\_bags.htm](http://web.archive.org/web/20031229223807/http://travelcomfortable.com/travel_bags.htm).\*

\* cited by examiner

*Primary Examiner*—Philip S. Hyder

*Assistant Examiner*—Rose Lynne Ulm

(74) *Attorney, Agent, or Firm*—Finnegan, Henderson, Farabow, Garrett & Dunner, LLP

(57) **CLAIM**

The ornamental design for an attache case, as shown and described.

**DESCRIPTION**

FIG. 1 is a left-front, perspective view of an attache case of our new design;

FIG. 2 is a right-front, perspective view of our new design, with the cover flap of the attache case partially open;

FIG. 3 is a rear view of our new design;

FIG. 4 is a top view of our new design;

FIG. 5 is a bottom view of our new design; and,

FIG. 6 is a left-side view of our new design, the right side view being a mirror image thereof.


In FIGS. 1-4 and 6 the strap is part of the claimed design, but not its arrangement in the figures. By “arrangement” we do not mean its design or constituent elements, but the shape of the strap as it is depicted in the figures.

**1 Claim, 5 Drawing Sheets**







**FIG. 1**




**FIG. 2**




**FIG. 3**



**FIG. 4**



**FIG. 5**



**FIG. 6**