



US00D522742S

(12) **United States Design Patent**  
**Priebe**

(10) **Patent No.:** **US D522,742 S**  
(45) **Date of Patent:** **\*\* Jun. 13, 2006**

(54) **FOUR WEEK PILL REMINDER**

(75) Inventor: **Robert N. Priebe**, Bloomington, MN (US)

(73) Assignee: **Apothecary Products, Inc.**, Burnsville, MN (US)

(\*\*) Term: **14 Years**

(21) Appl. No.: **29/215,565**

(22) Filed: **Oct. 21, 2004**

(51) **LOC (8) Cl.** ..... **03-01**

(52) **U.S. Cl.** ..... **D3/203.3**

(58) **Field of Classification Search** ..... D3/203.3,  
D3/201, 203.1, 203.2; 206/532–539; 220/524  
See application file for complete search history.

(56) **References Cited**

**U.S. PATENT DOCUMENTS**

|                 |   |         |          |       |          |
|-----------------|---|---------|----------|-------|----------|
| D349,850 S      | * | 8/1994  | Leman    | ..... | D3/203.3 |
| D357,178 S      | * | 4/1995  | Shaw     | ..... | D3/203.3 |
| D402,552 S      | * | 12/1998 | Reymond  | ..... | D3/203.3 |
| D415,958 S      | * | 11/1999 | Noble    | ..... | D3/203.3 |
| D418,288 S      | * | 1/2000  | Priebe   | ..... | D3/203.3 |
| D430,392 S      | * | 9/2000  | Noble    | ..... | D3/203.3 |
| 2004/0159576 A1 | * | 8/2004  | Holmberg | ..... | 206/538  |

**OTHER PUBLICATIONS**

Pill Dispenser.  
Apothecary Products, Inc. Medtime–Planner™ Pill Dispenser.

Apothecary Products, Inc. Deluxe Medtime–Planner™ Pill Dispenser.

ASI Mediplanner II Pill Dispenser.

\* cited by examiner

*Primary Examiner*—Catherine R. Oliver

(74) *Attorney, Agent, or Firm*—Merchant & Gould P.C.

(57) **CLAIM**

The ornamental design for four week pill reminder, as shown and described.

**DESCRIPTION**

FIG. 1 is a top perspective view of the four week pill reminder showing my new design;

FIG. 2 is a top plan view thereof;

FIG. 3 is a right side view thereof;

FIG. 4 is a rear end view thereof;

FIG. 5 is a front end view thereof;

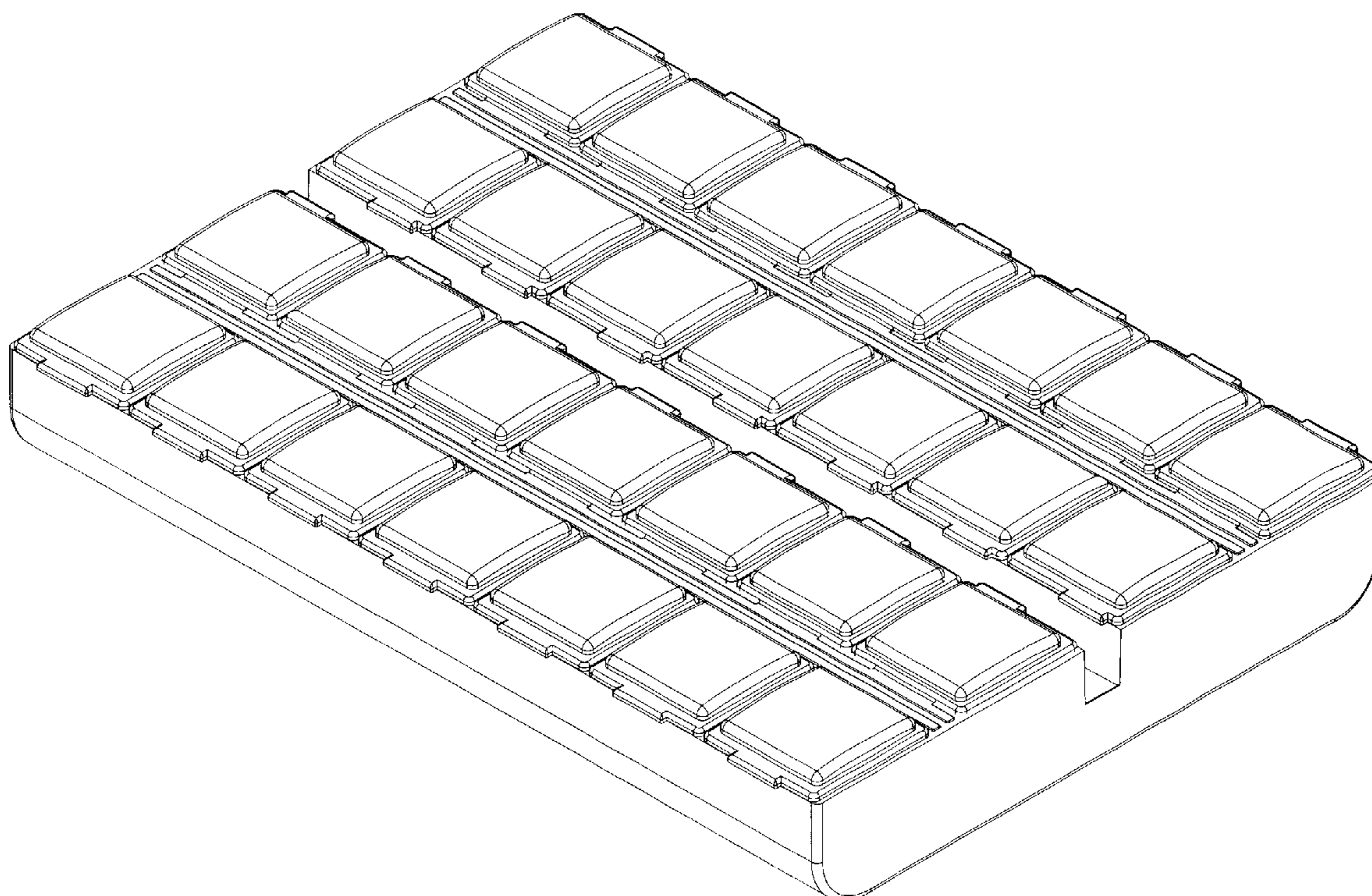
FIG. 6 is a bottom plan view thereof;

FIG. 7 is a cross-sectional view of the container shown in FIG. 2 taken along cross-sectional indicators 7—7;

FIG. 8 is a cross-sectional view of the container shown in FIG. 2 taken along cross-sectional indicators 8—8; and,

FIG. 9 is a cross-sectional view of the container shown in FIG. 2 taken along cross-sectional indicators 9—9.

**1 Claim, 7 Drawing Sheets**



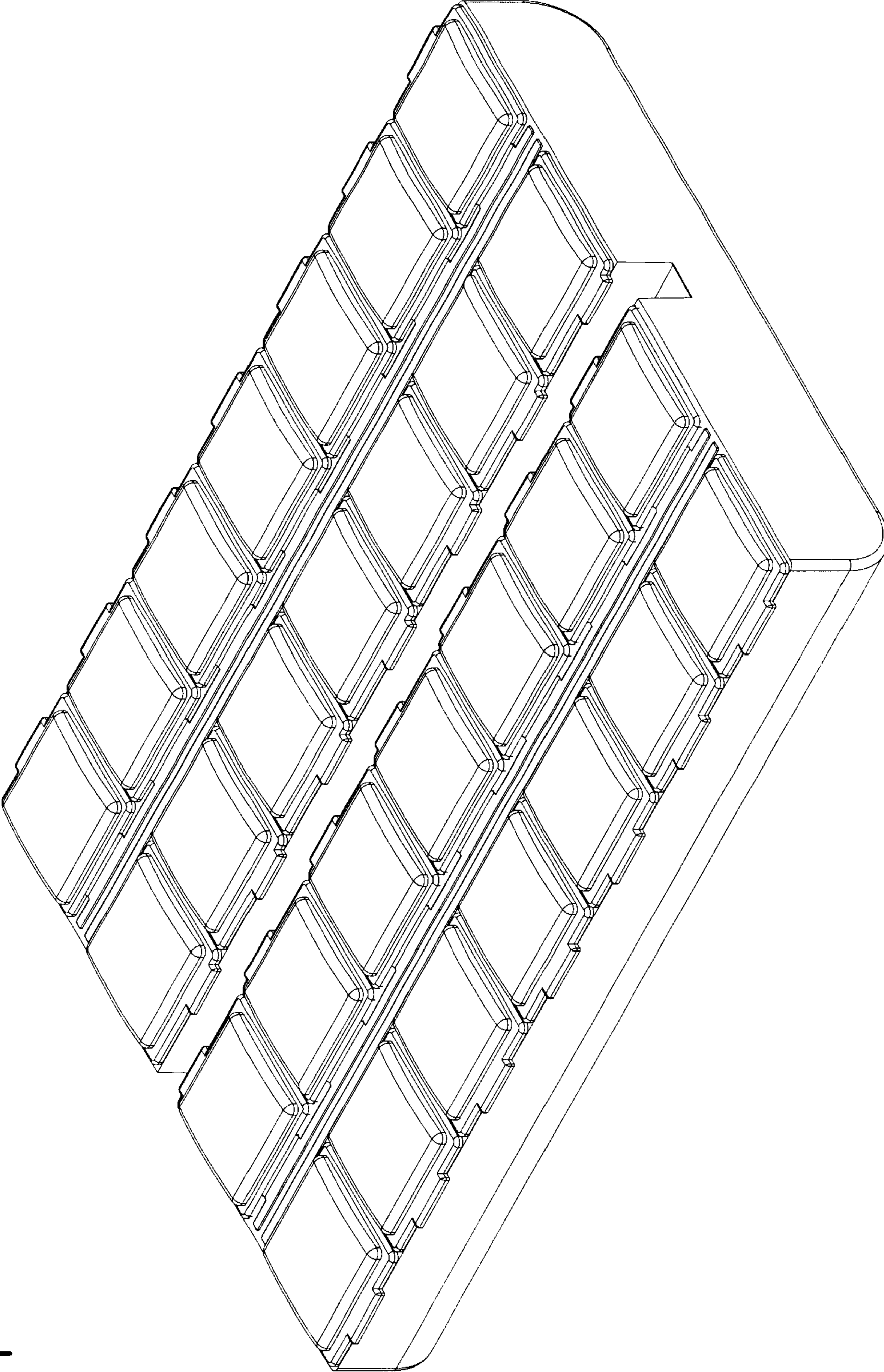


FIG. 1

FIG. 2

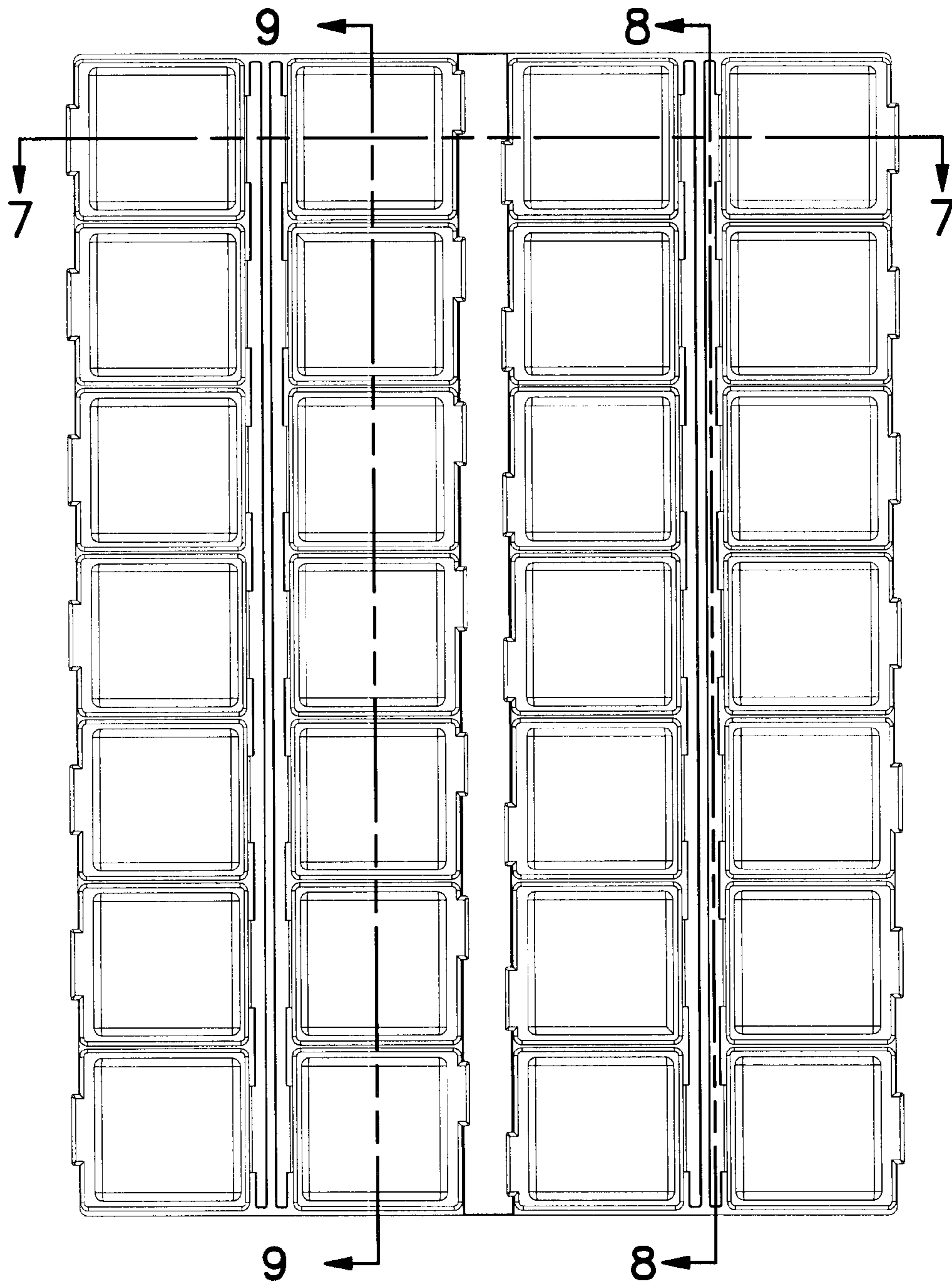


FIG. 3

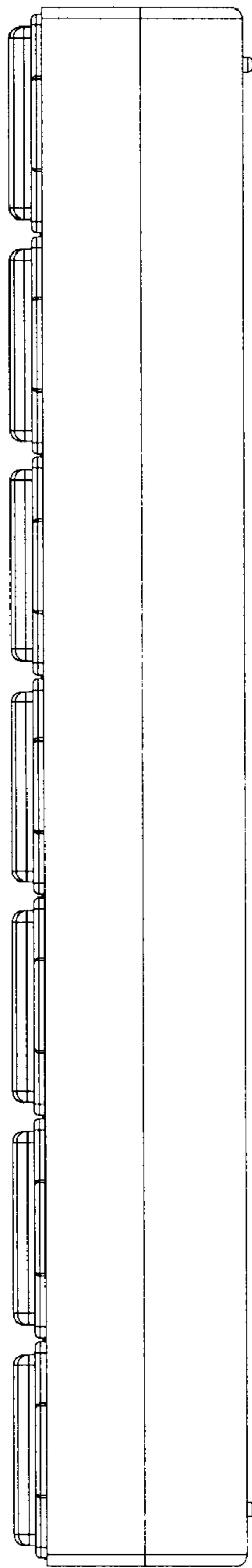


FIG. 4

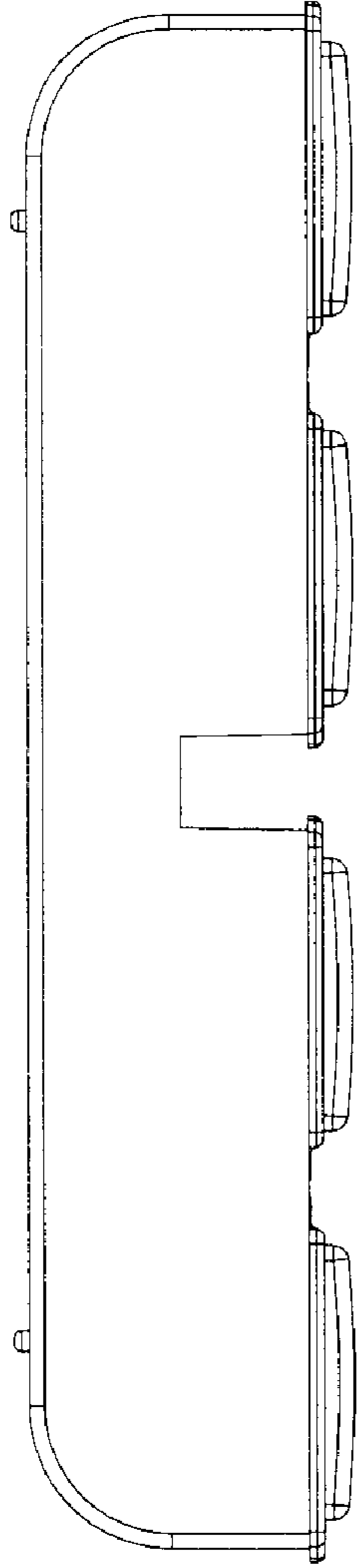


FIG. 5

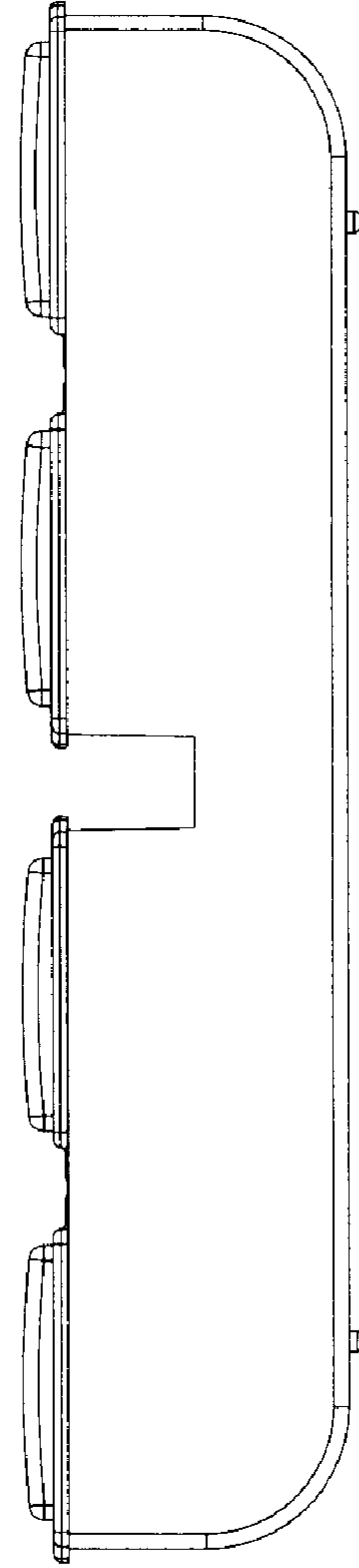



FIG. 6



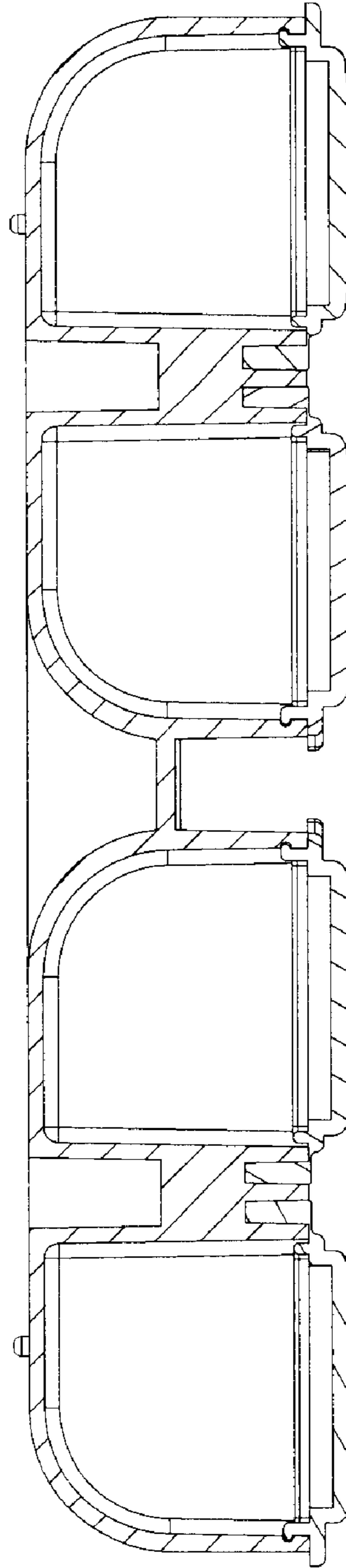


FIG. 7

FIG. 8

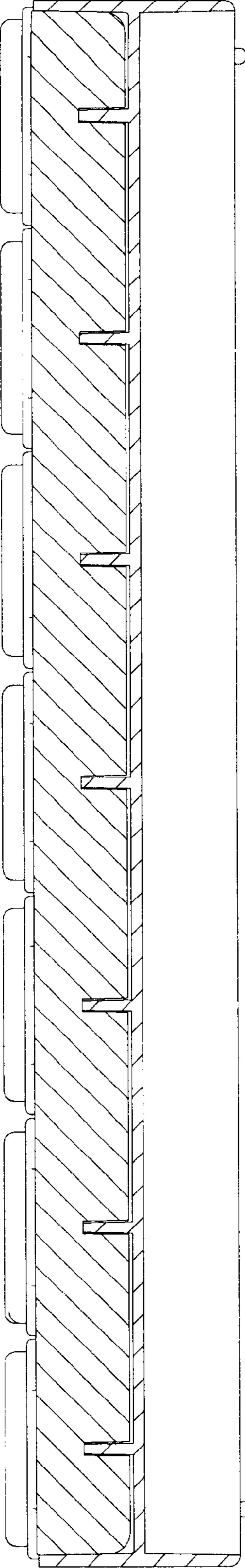


FIG. 9

