



US00D522729S

(12) **United States Design Patent** (10) **Patent No.:** **US D522,729 S**
Fogg (45) **Date of Patent:** **** Jun. 13, 2006**

(54) **SIDE ELEMENT OF A SHOE UPPER**

(75) Inventor: **Peter M. Fogg**, Lake Oswego, OR (US)

(73) Assignee: **Nike, Inc.**, Beaverton, OR (US)

(**) Term: **14 Years**

(21) Appl. No.: **29/234,437**

(22) Filed: **Jul. 19, 2005**

(51) **LOC (8) Cl.** **02-99**

(52) **U.S. Cl.** **D2/972**

(58) **Field of Classification Search** D2/902,
D2/907, 908, 943, 944, 969, 972-974; 36/45,
36/50.1, 77 M, 77 R, 83, 88, 113, 114, 126-131
See application file for complete search history.

(56) **References Cited**

U.S. PATENT DOCUMENTS

1,540,903 A	6/1925	Santoyo	
D92,201 S	5/1934	Perugia	
D121,340 S	7/1940	Scherer	
D208,393 S	8/1967	Onitsuka	
3,583,081 A	6/1971	Hayashi	
D232,200 S	7/1974	Inohara	
D248,513 S	7/1978	Soler	
5,117,568 A	6/1992	Mitsui	
D348,977 S	* 7/1994	Koh	D2/969
D392,456 S	3/1998	Yun	
D397,855 S	9/1998	Clarke	
D404,906 S	2/1999	Backus	
D417,774 S	12/1999	Hlavacs	
D434,213 S	11/2000	Smith	
D443,978 S	6/2001	McDowell	
D449,426 S	10/2001	Pollastrelli	
D451,270 S	12/2001	Hall	

(Continued)

OTHER PUBLICATIONS

Nike Footwear Catalog (1987); p. 90, published Jan. 1987, Beaverton, Oregon, USA.

Nike Men's Footwear Catalog (Fall 1997); p. 89, published Dec. 1996, Beaverton, Oregon, USA.

Nike Men's Footwear Catalog (Fall 1998); p. 117, published Nov. 1997, Beaverton, Oregon, USA.

Nike Women's Footwear Catalog (Fall 1999); p. 11,31, published Nov. 1998, Beaverton, Oregon, USA.

Nike Women's Footwear Catalog (Holiday 1999); p. 30, published Mar. 1999, Beaverton, Oregon, USA.

Nike Women's Footwear Catalog (Spring 2000); p. 8, published Jul. 1999, Beaverton, Oregon, USA.

Nike Men's Footwear Catalog (Spring 2001); p. 18, published Jun. 2000, Beaverton, Oregon, USA.

Nike Men's Footwear Catalog (Holiday 2001); pp. 16, 82, published Feb. 2001, Beaverton, Oregon, USA.

Nike Men's Footwear Catalog (Fall 2003); p. 59, published Nov. 2002, Beaverton, Oregon, USA.

Nike Footwear Catalogs (Spring 2005); pp. M4, M52, W5 published Jun. 2004, Beaverton, Oregon, USA.

Primary Examiner—Dominic Simone

(74) *Attorney, Agent, or Firm*—TraskBritt, P.C.

(57) **CLAIM**

The ornamental design for a side element of a shoe upper, as shown and described.

DESCRIPTION

FIG. 1 is a perspective view of a side element of a shoe upper showing my new design;

FIG. 2 is a side view of the side element of a shoe upper shown in FIG. 1;

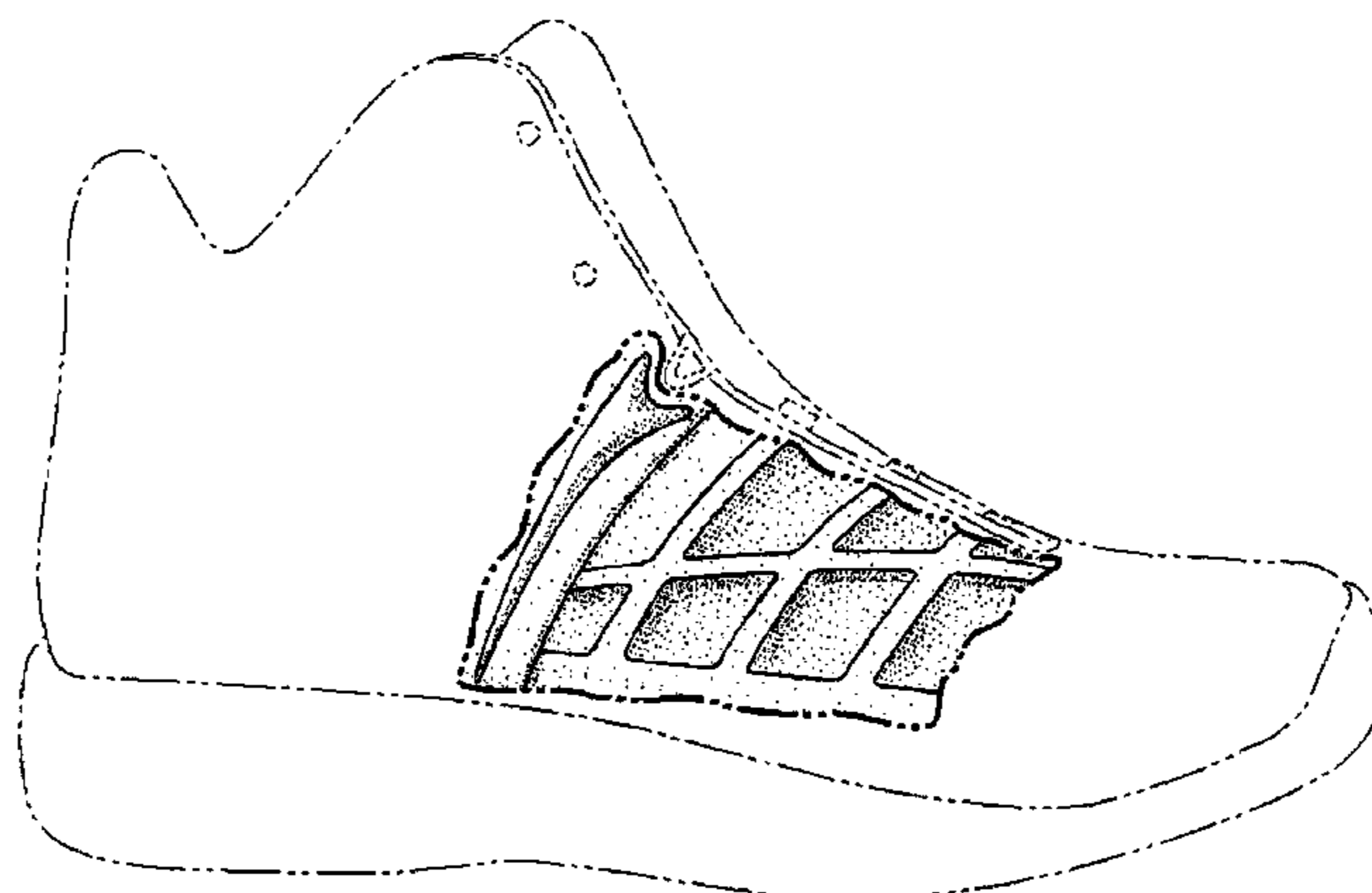
FIG. 3 is a front view of the side element of a shoe upper shown in FIG. 1;

FIG. 4 is a rear view of the side element of a shoe upper shown in FIG. 1; and,

FIG. 5 is a top view of the side element of a shoe upper shown in FIG. 1.

The uneven broken line immediately adjacent to the shaded area represent the bounds of the claimed design. All other uneven broken lines represent the remaining portion of the shoe. The uneven broken line representations in FIGS. 1-5 are for illustrative purposes only and form no part of the claimed design.

1 Claim, 2 Drawing Sheets



US D522,729 S

Page 2

U.S. PATENT DOCUMENTS

D452,070 S	12/2001	Holmes	6,701,644 B1	3/2004	Oorei et al.	
D452,608 S	1/2002	McDowell	D505,253 S	* 5/2005	Rask	D2/972
D452,990 S	1/2002	McDowell	D512,213 S	* 12/2005	Hlavacs	D2/972

* cited by examiner



FIG. 1

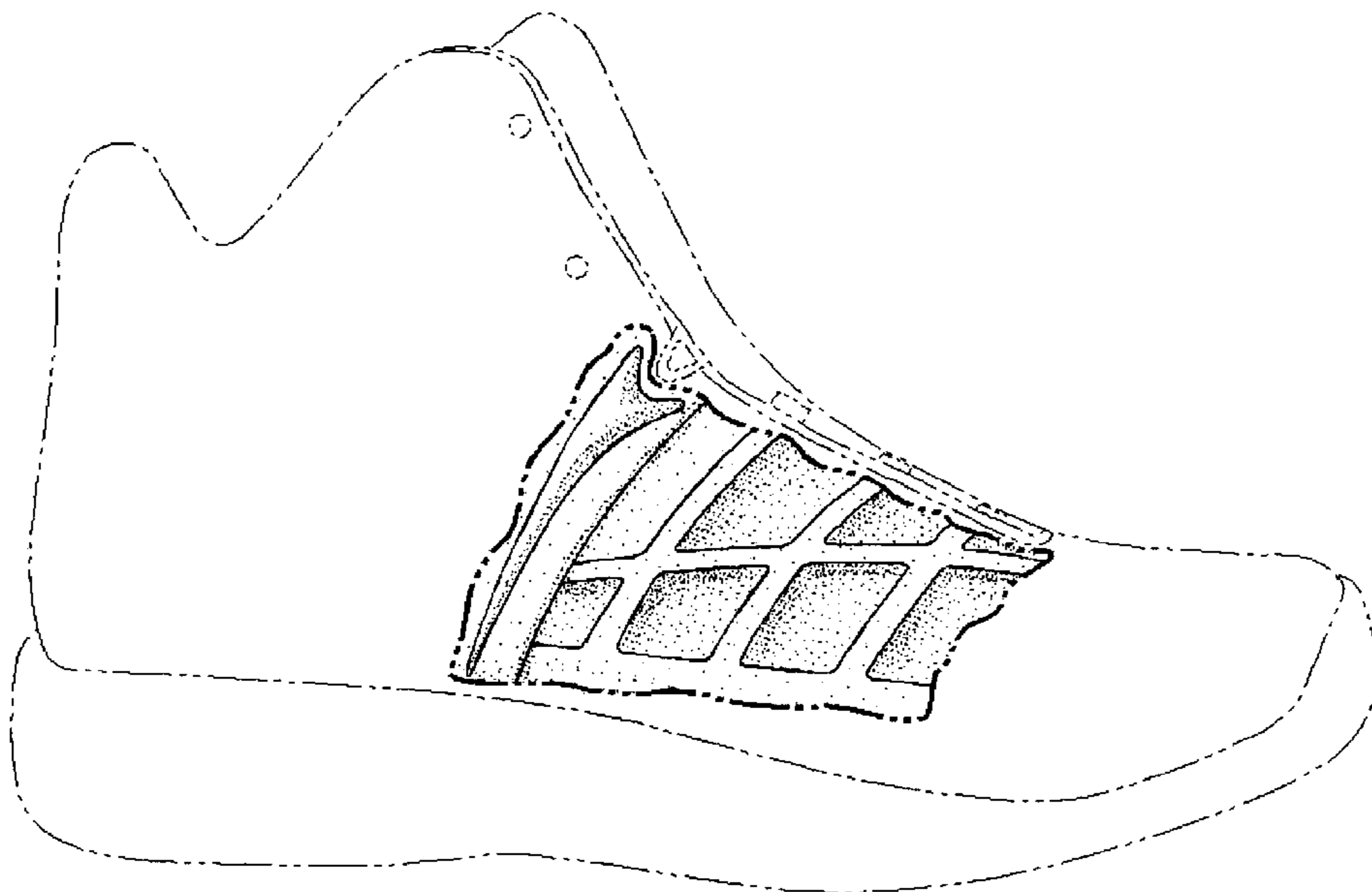


FIG. 2

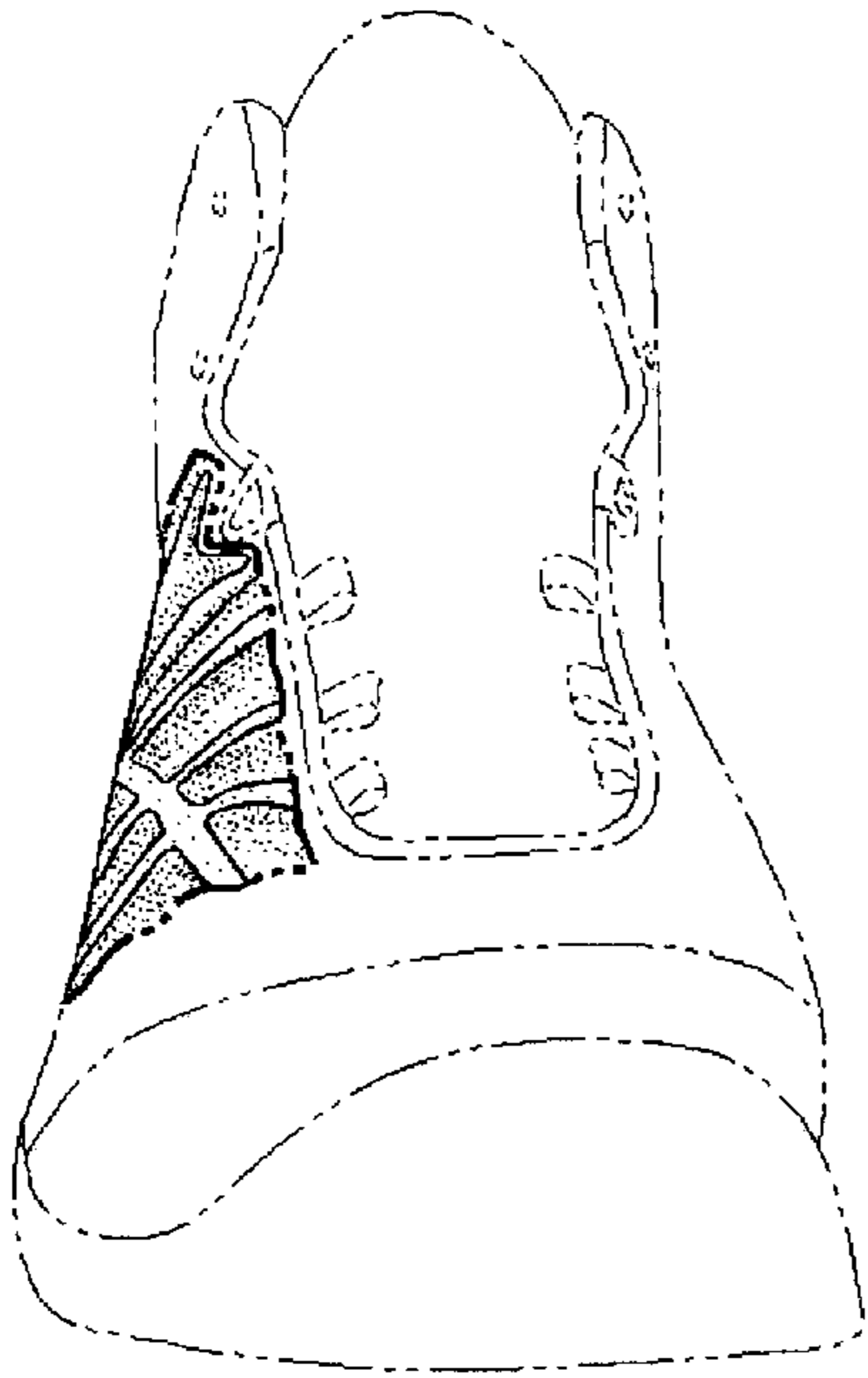


FIG. 3




FIG. 4

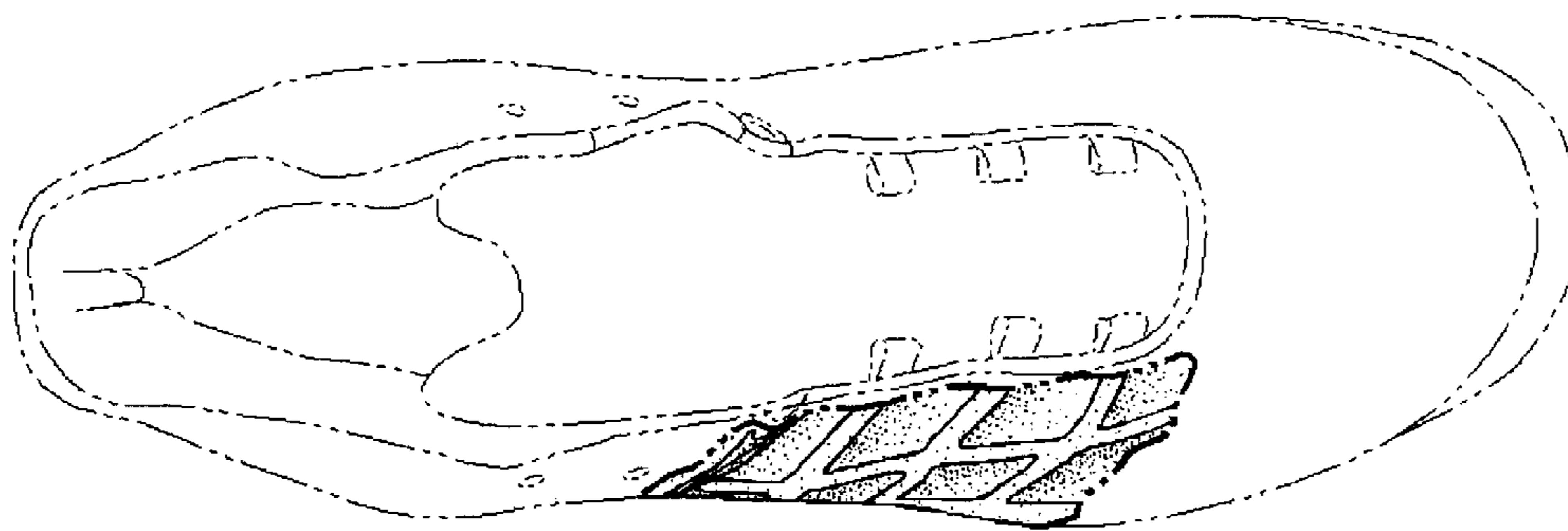


FIG. 5