



US00D522720S

(12) **United States Design Patent**  
**Leblanc**

(10) **Patent No.:** **US D522,720 S**  
(45) **Date of Patent:** **\*\* Jun. 13, 2006**

- (54) **HAT**
- (76) **Inventor:** **Cherryll A. Leblanc**, 4655 Chadwick Dr., Beaumont, TX (US) 77706
- (\*\*) **Term:** **14 Years**
- (21) **Appl. No.:** **29/214,688**
- (22) **Filed:** **Oct. 8, 2004**
- (51) **LOC (8) Cl.** ..... **02-03**
- (52) **U.S. Cl.** ..... **D2/873; D2/888**
- (58) **Field of Classification Search** ..... D2/865, D2/866, 869, 873, 885, 887, 888, 891, 895; 2/171.6, 172, 173.5, 175.1-175.3, 175.5, 2/195.7, 182.1, 183, 171.03; D21/416, 429, D21/620, 640; D11/133, 135, 159; 246/9, 246/19, 22; 160/108; D12/162; 223/12; 256/165.11  
See application file for complete search history.

- D392,926 S \* 3/1998 Adelaar ..... D12/162
- 5,802,617 A \* 9/1998 Boden ..... 2/183
- D406,438 S \* 3/1999 Morais ..... D2/869
- D418,179 S \* 12/1999 Hansen ..... D21/620
- 6,021,931 A \* 2/2000 Plastino ..... 223/12
- 6,499,435 B1 \* 12/2002 Markham ..... 119/512
- 6,561,393 B1 \* 5/2003 Cheng ..... 2/171.03

\* cited by examiner

*Primary Examiner*—Robert M. Spear  
*Assistant Examiner*—Mary Ann Calabrese  
(74) *Attorney, Agent, or Firm*—Stephen R. Greiner

(56) **References Cited**

**U.S. PATENT DOCUMENTS**

- 341,998 A \* 5/1886 Lott et al. .... 160/108
- 1,894,213 A \* 1/1933 Ostolaza ..... 2/182.1
- D153,538 S \* 4/1949 Morre ..... D2/887
- D169,486 S \* 5/1953 Hoefflich ..... D2/887
- 3,195,864 A \* 7/1965 Case ..... 256/65.11
- D350,427 S \* 9/1994 Vig et al. .... D2/887

(57) **CLAIM**

The ornamental design for a hat, as shown and described.

**DESCRIPTION**

FIG. 1 is an enlarged perspective view of a hat showing my new design;  
FIG. 2 is a top view thereof;  
FIG. 3 is a bottom view thereof;  
FIG. 4 is a left side elevational view thereof;  
FIG. 5 is a right side elevational view thereof;  
FIG. 6 is a front elevational view thereof; and,  
FIG. 7 is a rear elevational view thereof.  
The broken lines showing in each of the Figures represent stitching that forms a part of the claimed design.

**1 Claim, 2 Drawing Sheets**




FIG. 1




FIG. 2

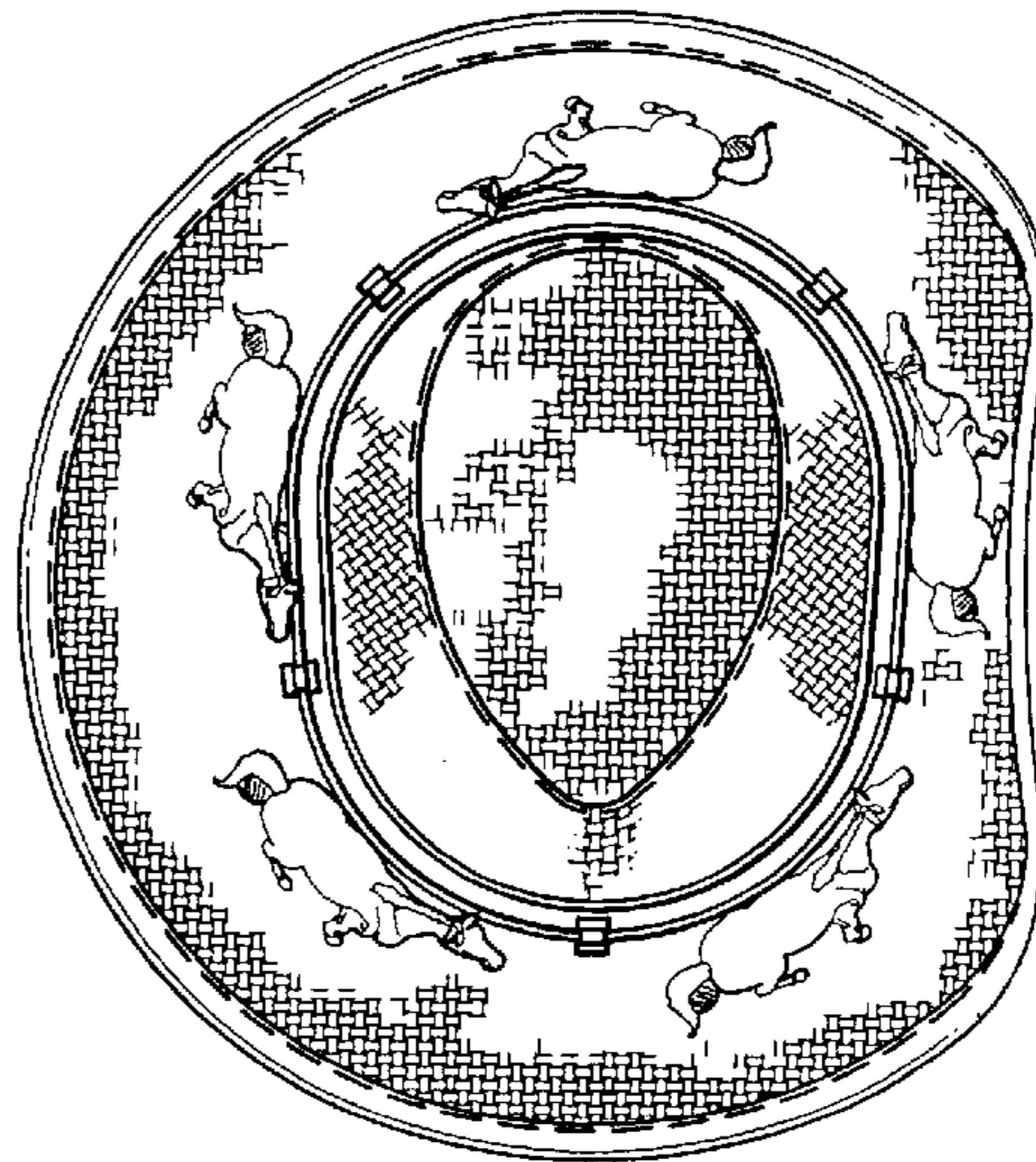


FIG. 3

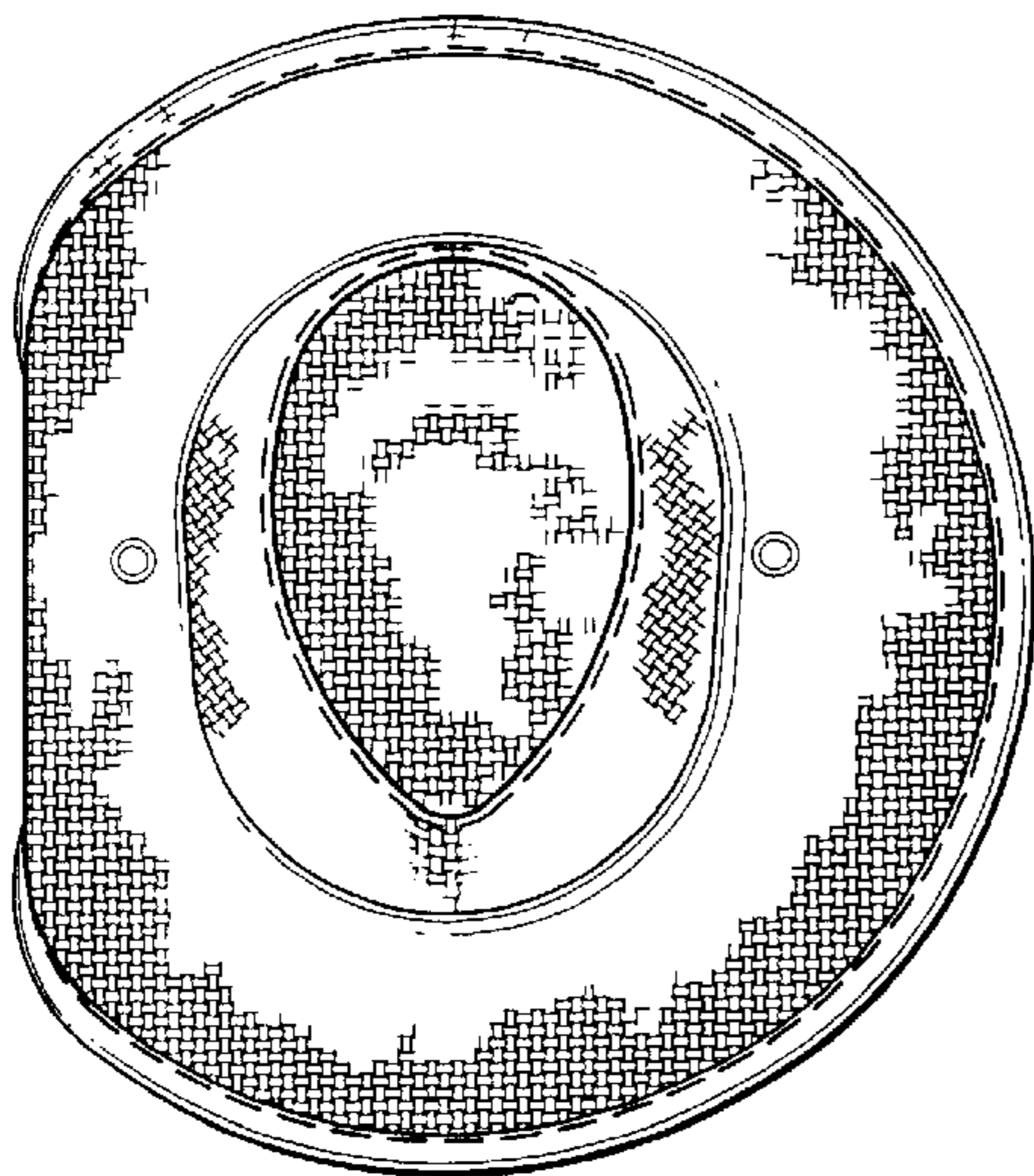


FIG. 4




FIG. 5




FIG. 6




FIG. 7

