



US00D522716S

(12) **United States Design Patent**  
**Kishihara et al.**

(10) **Patent No.:** **US D522,716 S**  
(45) **Date of Patent:** **\*\* Jun. 13, 2006**

(54) **WORK GLOVE**

D205,751 S \* 9/1966 Greenberg ..... D29/117.1

(75) Inventors: **Hidetoshi Kishihara**, Himeji (JP);  
**Toshimi Onishi**, Himeji (JP); **Yasuhiro**  
**Fukushima**, Himeji (JP); **Terukazu**  
**Fujihana**, Himeji (JP); **Kazuaki**  
**Morita**, Himeji (JP)

OTHER PUBLICATIONS

Gardener's Supply Company: Nitrile Glove, item #35-675,  
p. 2, Spring 2006 catalog.\*

\* cited by examiner

(73) Assignee: **Showa Co.** (JP)

*Primary Examiner*—Robert A. Delehanty

(\*\*) Term: **14 Years**

(74) *Attorney, Agent, or Firm*—Kusner & Jaffe

(21) Appl. No.: **29/237,816**

(57) **CLAIM**

(22) Filed: **Sep. 7, 2005**

The ornamental design for the work glove, as shown and  
described.

**Related U.S. Application Data**

**DESCRIPTION**

(62) Division of application No. 29/213,110, filed on Sep. 14,  
2004.

FIG. 1 is a perspective top view of a glove showing an  
embodiment of our new design;

(30) **Foreign Application Priority Data**

FIG. 2 is a perspective bottom view of the glove shown in  
FIG. 1;

Mar. 15, 2004 (JP) ..... 2004-007539  
Mar. 15, 2004 (JP) ..... 2004-007541  
Mar. 15, 2004 (JP) ..... 2004-007542  
Mar. 15, 2004 (JP) ..... 2004-007543

FIG. 3 is a front view thereof;

(51) **LOC (8) Cl.** ..... **02-06**

FIG. 4 is a rear view thereof;

(52) **U.S. Cl.** ..... **D2/623**

FIG. 5 is a right side view thereof;

(58) **Field of Classification Search** ..... D29/113,  
D29/116.2, 117.1, 117.2, 123; D2/610, 613-623;  
2/16, 159-163

FIG. 6 is a left side view thereof;

See application file for complete search history.

FIG. 7 is a top plan view thereof; and,

(56) **References Cited**

FIG. 8 is a bottom view thereof.

**U.S. PATENT DOCUMENTS**

The broken line showing of portions of the glove is for  
illustrative purposes only and forms no part of the claimed  
design.

D169,047 S 3/1953 Sebrell ..... D29/117.1

The broken line adjacent to the shaded areas of the glove  
define the bounds of the claimed design and form no part  
thereof.

**1 Claim, 3 Drawing Sheets**



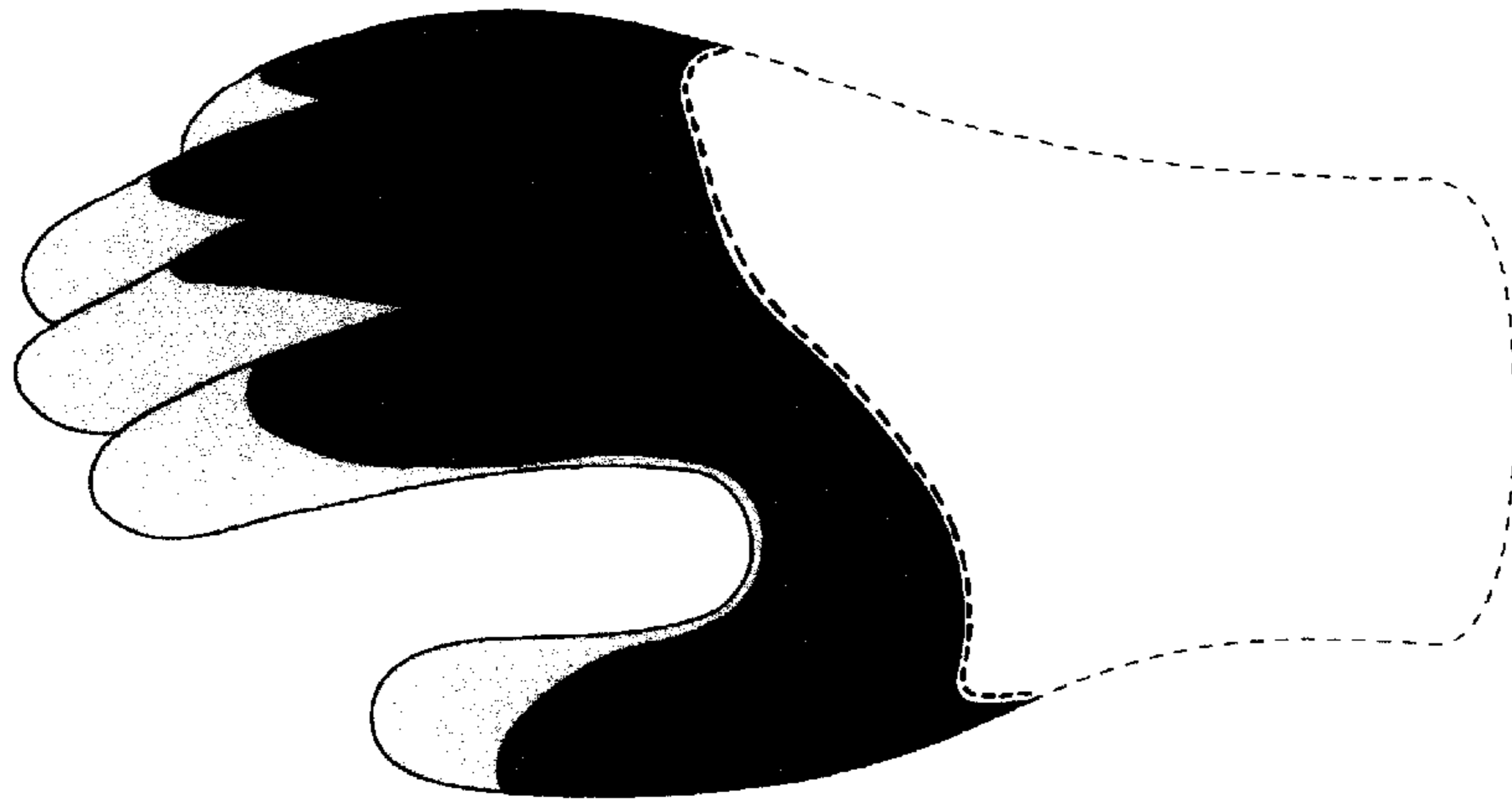


FIG. 1




FIG. 2

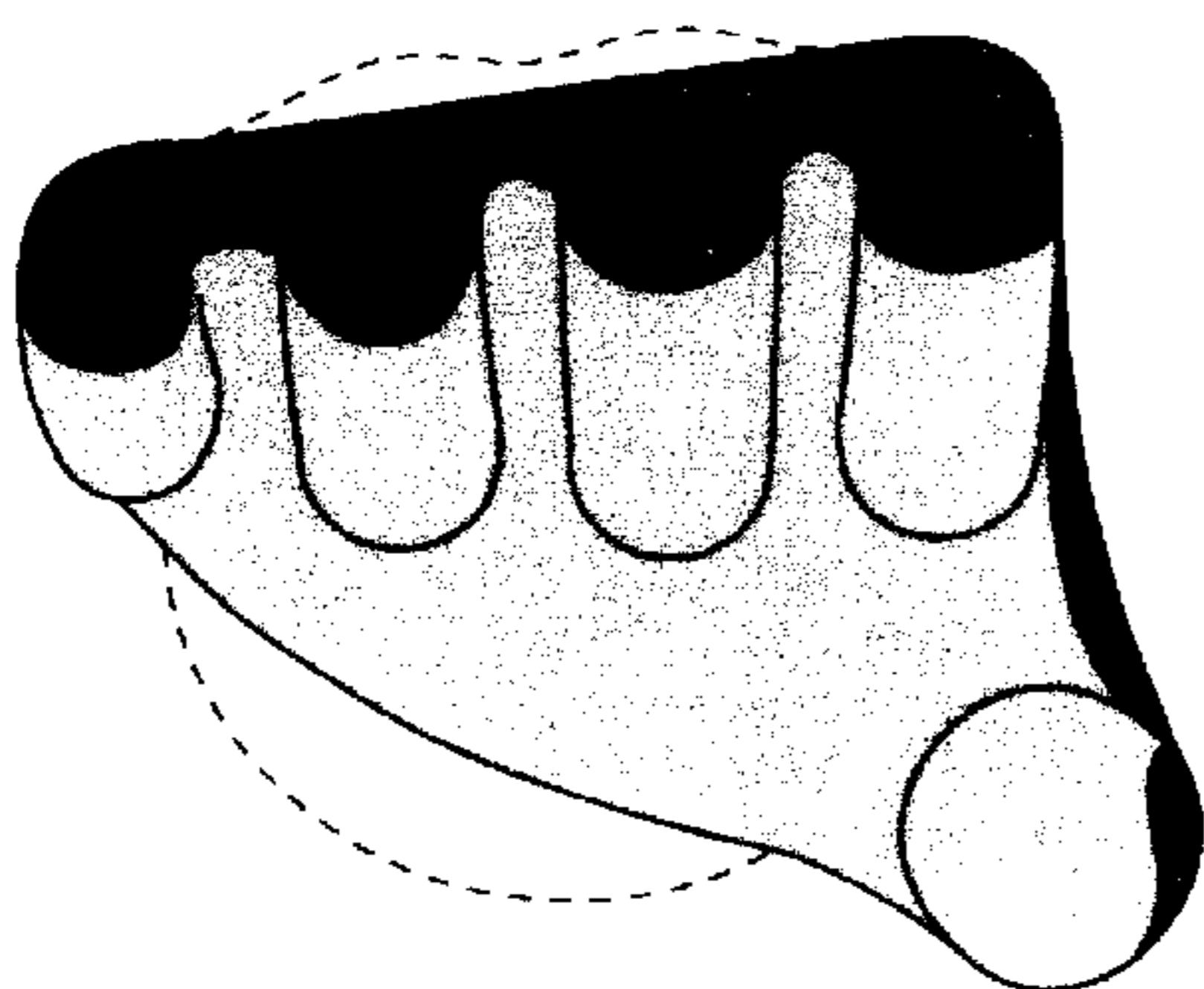


FIG. 3

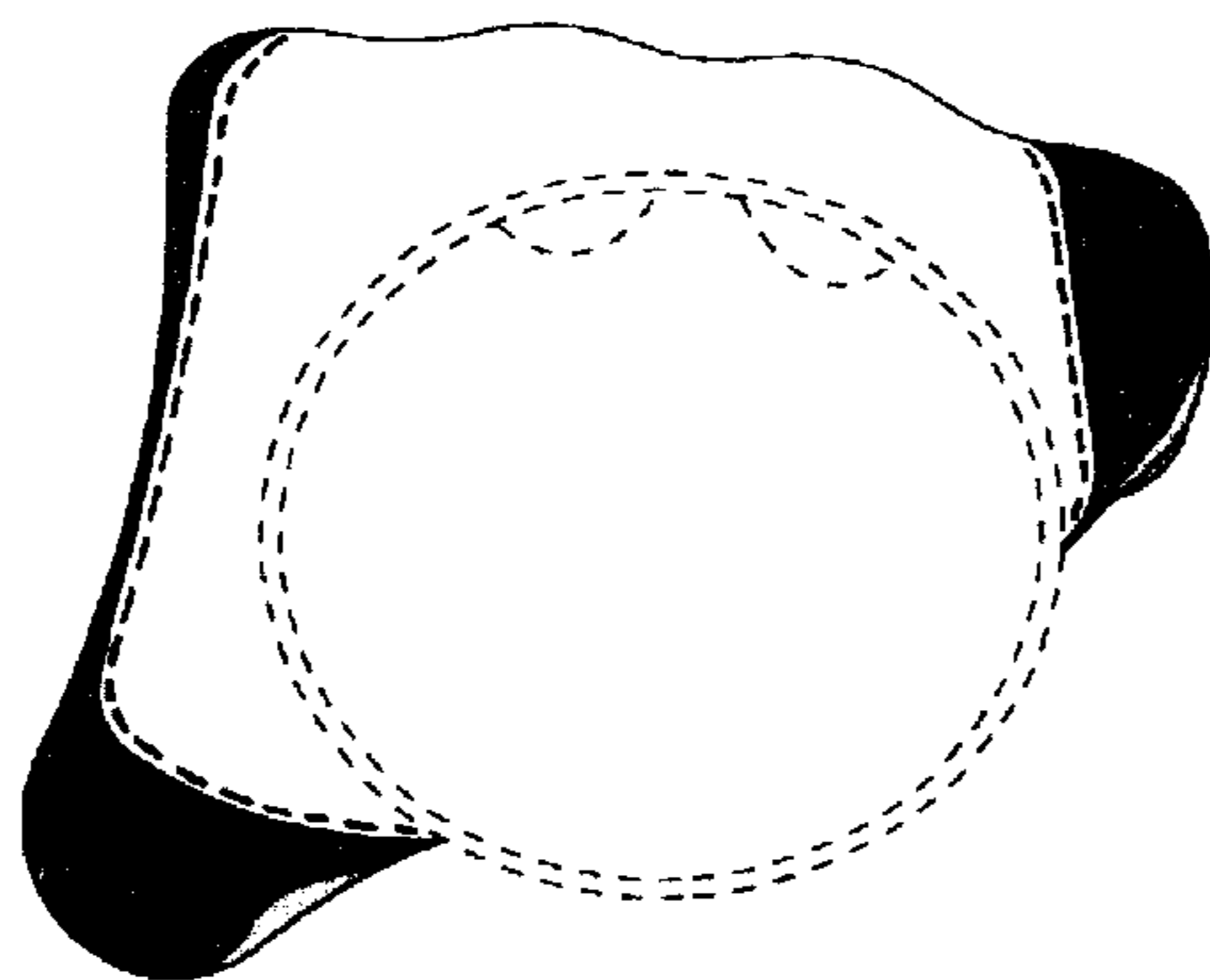


FIG. 4




FIG. 5




FIG. 6

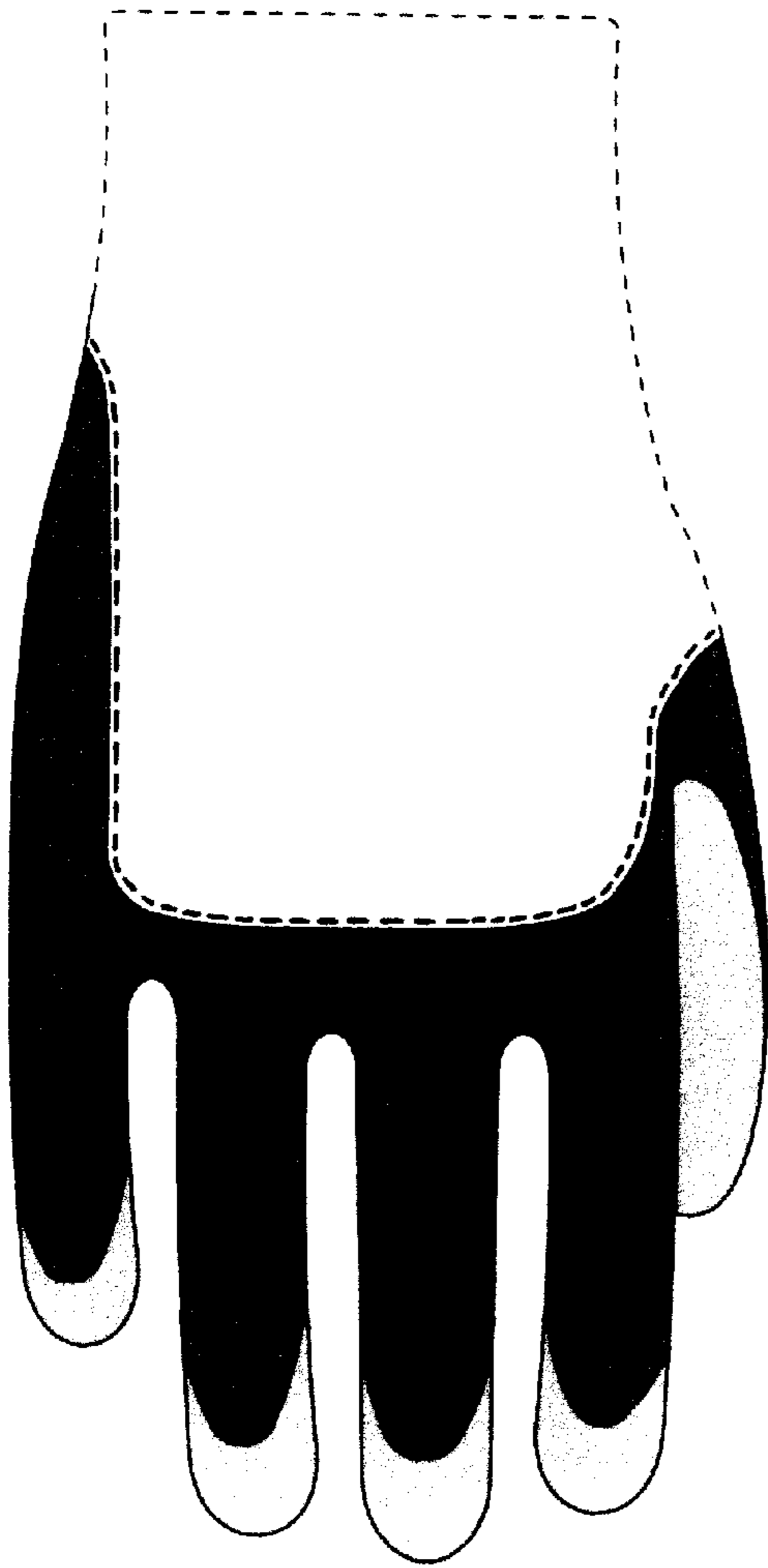


FIG. 7

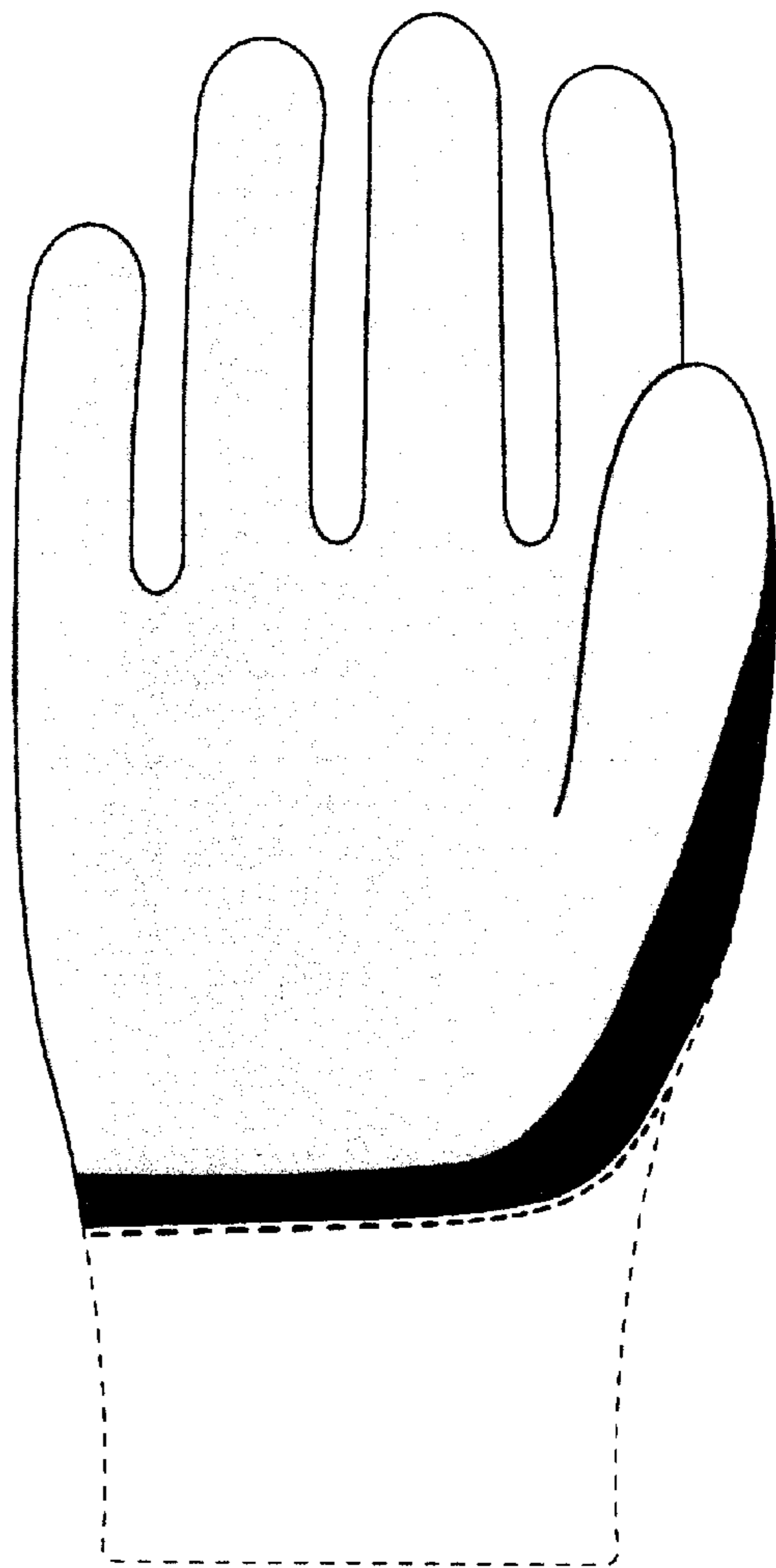


FIG. 8