

US00D522713S

(12) **United States Design Patent**
Nakata

(10) **Patent No.:** **US D522,713 S**
(45) **Date of Patent:** **** Jun. 13, 2006**

(54) **PET FEED**

(75) Inventor: **Yukie Nakata**, Osaka (JP)

(73) Assignee: **Sunrise Corporation**, Osaka (JP)

(**) Term: **14 Years**

(21) Appl. No.: **29/216,747**

(22) Filed: **Nov. 9, 2004**

(30) **Foreign Application Priority Data**

Jul. 26, 2004 (JP) 2004-022323

(51) **LOC (8) Cl.** **01-01**

(52) **U.S. Cl.** **D1/125**

(58) **Field of Classification Search** D1/100-30,
D1/199; D11/6, 13, 15, 17-8, 20; 426/27,
426/91, 93, 101, 103-4, 138, 144, 272, 280,
426/390-1, 412, 500, 512, 514, 565, 571,
426/94, 249, 282-4, 516, 549, 623, 635,
426/805, 92, 140; D21/672; 220/566; 264/75;
425/135, 191, 288, 319, 334, 381, 382.3;
D25/119, 121; D30/160; 428/371

See application file for complete search history.

(56) **References Cited**

U.S. PATENT DOCUMENTS

1,072,338 A * 9/1913 Lehman 426/104
3,387,069 A * 6/1968 Stohr 264/145
3,859,018 A * 1/1975 Gugler 425/126.1
4,194,873 A * 3/1980 Killmeyer 425/93
D310,750 S * 9/1990 Constance D1/128

5,002,791 A * 3/1991 Knebl 426/660
5,620,737 A * 4/1997 Kazemzadeh 426/641
5,679,381 A * 10/1997 Andersen et al. 425/104
5,819,453 A * 10/1998 Eichert et al. 40/411
6,626,660 B1 * 9/2003 Olson et al. 425/190
6,709,255 B1 * 3/2004 Kappes et al. 425/133.1
D494,735 S * 8/2004 Dahl et al. D1/125
2004/0096530 A1 * 5/2004 Proulx et al. 425/71

OTHER PUBLICATIONS

Catalog: Mary of Pudding Hill—Christmas 1990; Oct. 30, 1990; mail order form.*

Catalog: Mary of Pudding Hill—Christmas 1988; Oct. 12, 1988; p. 6.*

* cited by examiner

Primary Examiner—Robin Webster

Assistant Examiner—Karen E. Patterson

(74) *Attorney, Agent, or Firm*—Wenderoth, Lind & Ponack, L.L.P.

(57) **CLAIM**

The ornamental design for pet feed, as shown and described.

DESCRIPTION

FIG. 1 is a top plan view of the pet feed of this Design;

FIG. 2 is a front view thereof;

FIG. 3 is a bottom plan view thereof;

FIG. 4 is a back view thereof;

FIG. 5 is a right side view thereof; and,

FIG. 6 is a left side view thereof.

1 Claim, 1 Drawing Sheet




FIG. 1




FIG. 2

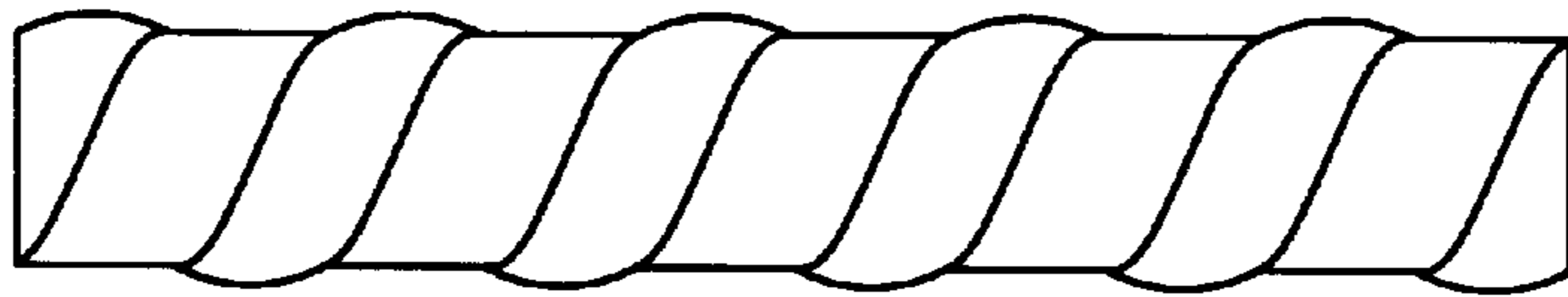


FIG. 3

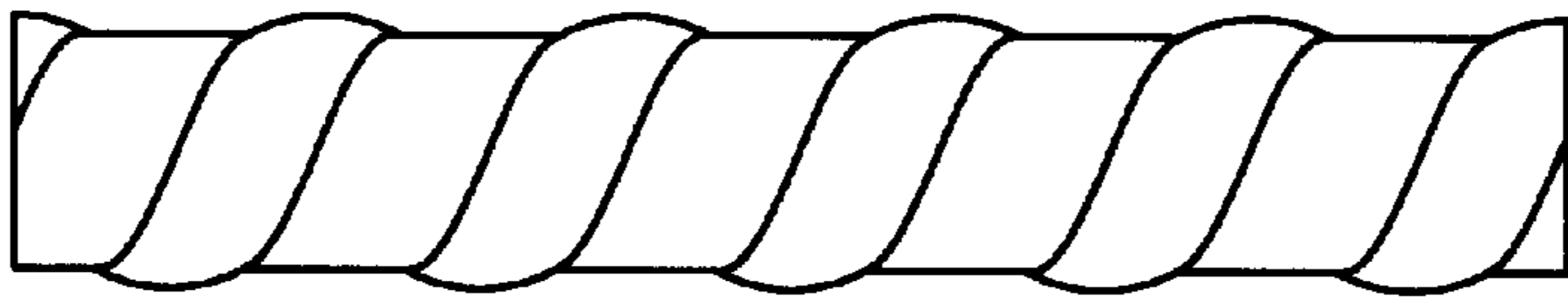


FIG. 4




FIG. 5

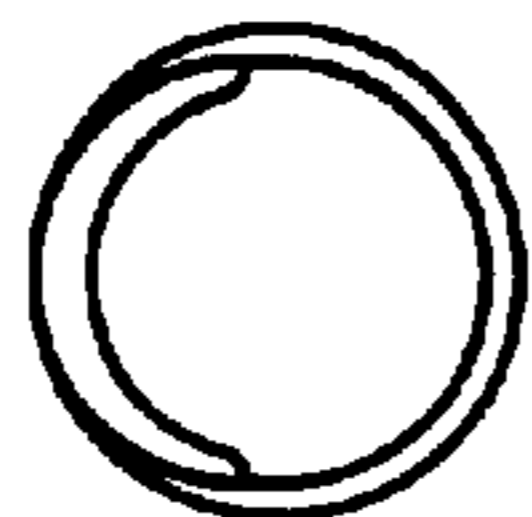


FIG. 6

