



US00D522689S

(12) **United States Design Patent**
Bores et al.

(10) **Patent No.:** **US D522,689 S**
(45) **Date of Patent:** **** Jun. 6, 2006**

(54) **CIGARETTE SAVER**

(76) Inventors: **Don Bores**, 1792 Cranberry Isles,
Apopka, FL (US) 32712; **Lily Liu**, 17
Preston La., Hicksville, NY (US) 11801

(**) Term: **14 Years**

(21) Appl. No.: **29/198,189**

(22) Filed: **Jan. 28, 2004**

(51) **LOC (8) Cl.** **27-03**
(52) **U.S. Cl.** **D27/136; D27/189**
(58) **Field of Classification Search** D27/136,
D27/172, 183, 186-187, 189-191; 206/236,
206/242, 246, 267, 265, 269; 131/256
See application file for complete search history.

(56) **References Cited**

U.S. PATENT DOCUMENTS

4,660,575 A * 4/1987 Andreason et al. 131/256
5,862,809 A * 1/1999 Nicotra 131/256
D409,327 S * 5/1999 Brock D27/136
6,273,094 B1 * 8/2001 Potter 131/256
D452,346 S * 12/2001 Storlie D27/136

6,431,177 B1 * 8/2002 Sieggen et al. 131/256
6,463,936 B1 * 10/2002 Hicks 131/256
2004/0084055 A1 * 5/2004 Rebensdorf 131/256

* cited by examiner

Primary Examiner—Jennifer Rivard

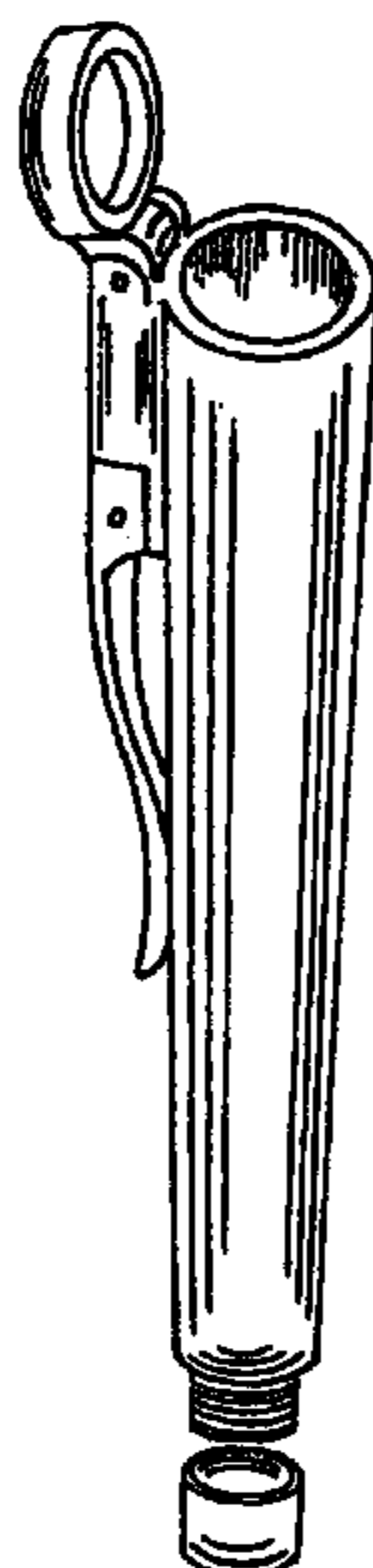
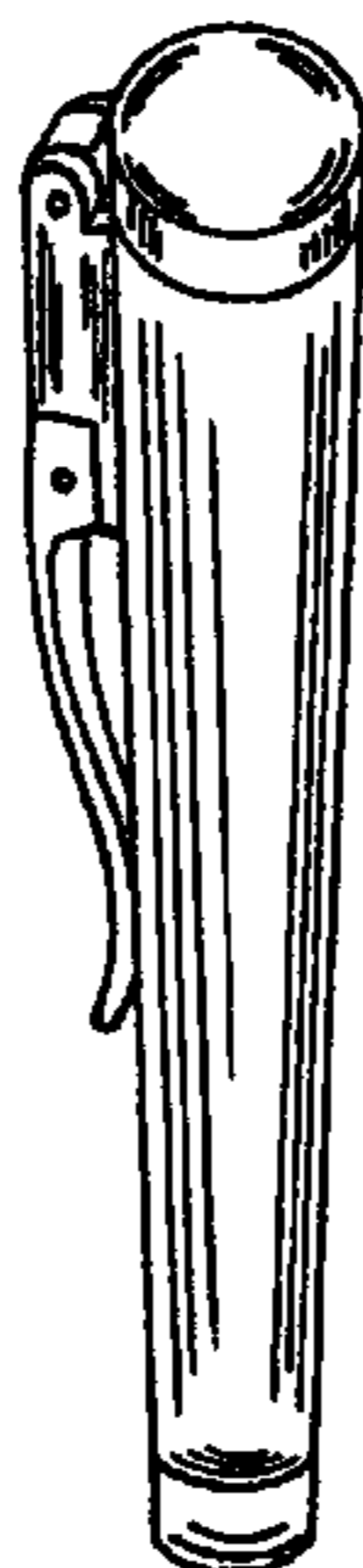
(57) **CLAIM**

The ornamental design for cigarette saver, substantially as shown and described.

DESCRIPTION

FIG. 1 is a top, front and left side perspective view of the cigarette saver in a position of use
FIG. 2 is a top plan view of the embodiment of FIG. 1
FIG. 3 is a bottom plan view of the embodiment of FIG. 1
FIG. 4 is a left side elevational view of the embodiment of FIG. 1, with its cap opened
FIG. 5 is a left side elevational view of the embodiment of FIG. 4, with its bottom device unscrewed position for cleaning purpose
FIG. 6 is a top, front and right side perspective view of the cigarette saver in a position of use; and,
FIG. 7 is a front view of the embodiment of FIG. 1.

1 Claim, 3 Drawing Sheets



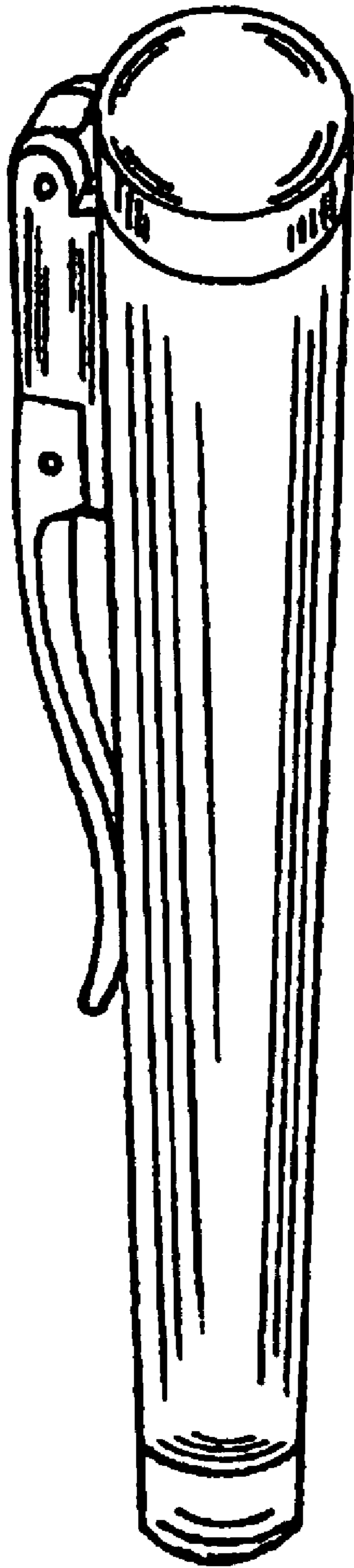


FIG. 1

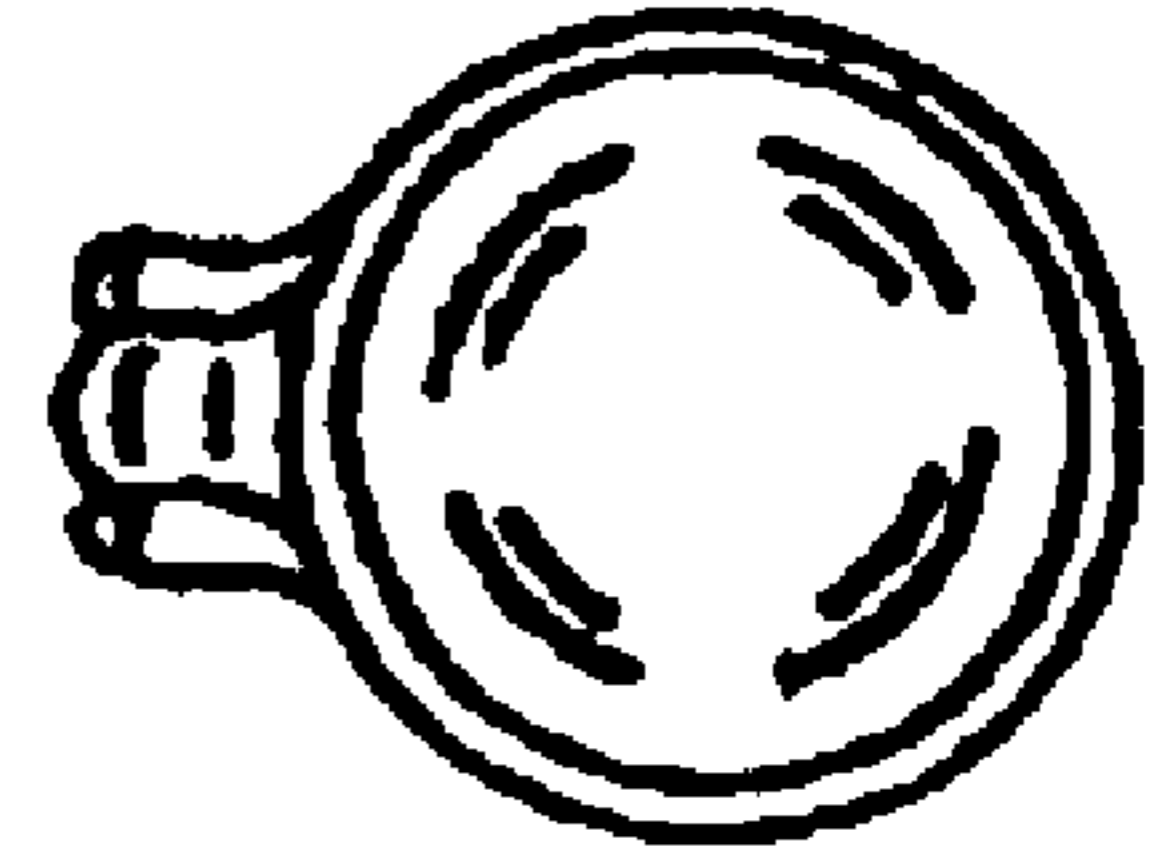


FIG. 2



FIG. 3

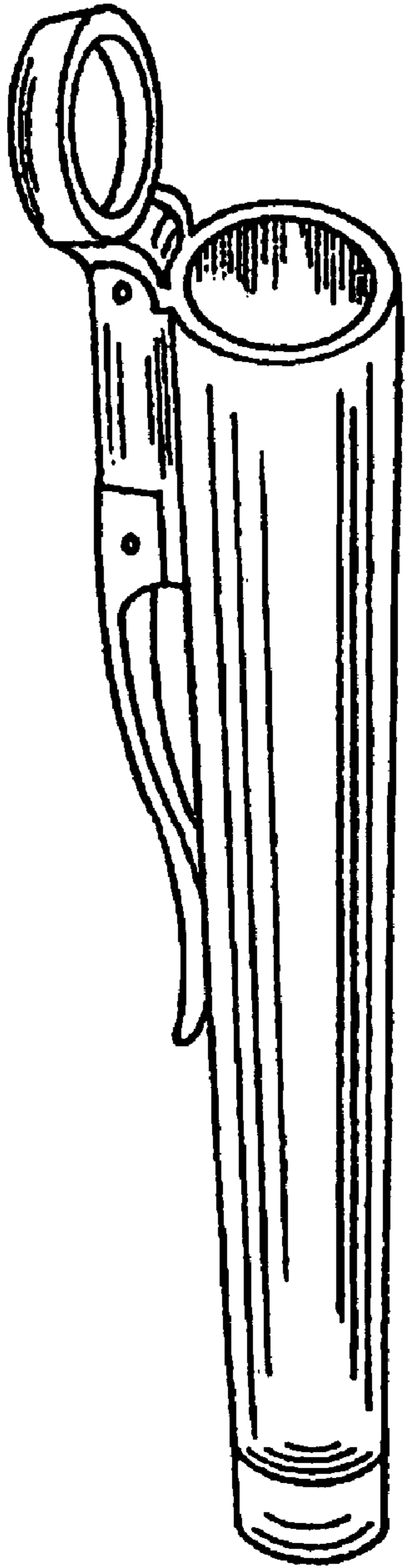


FIG. 4

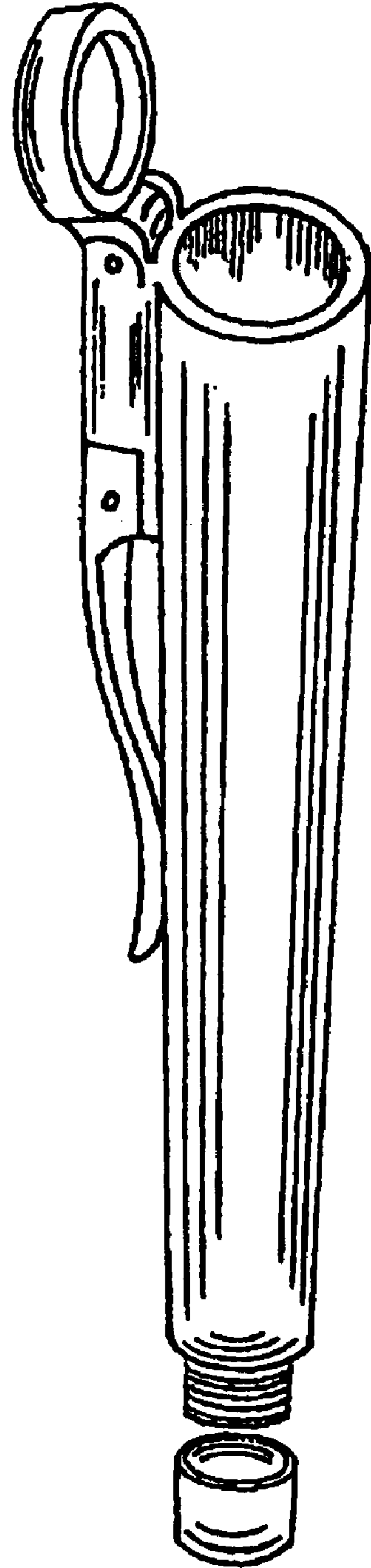


FIG. 5

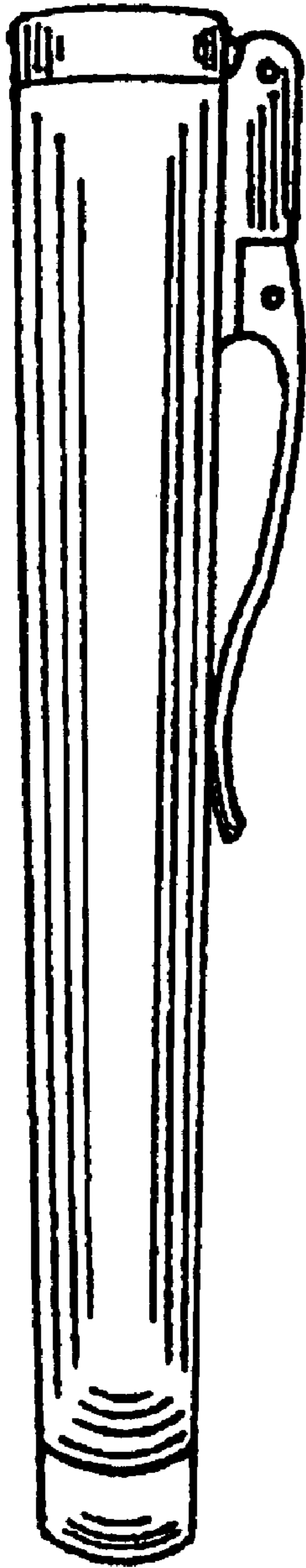


FIG. 6

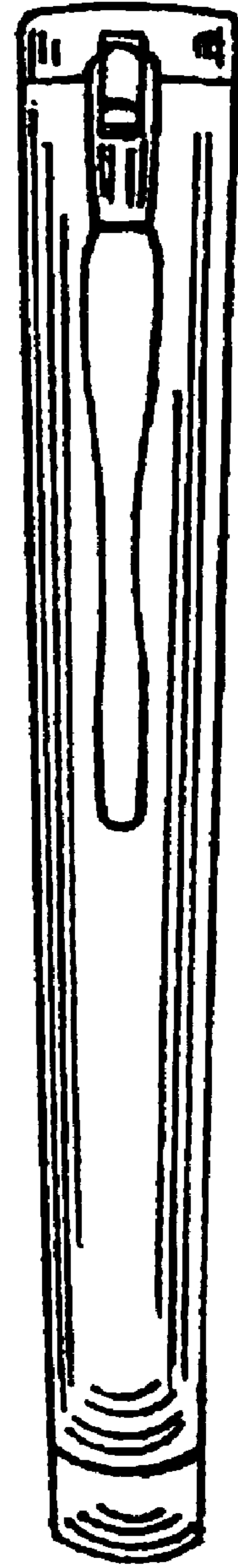


FIG. 7