



US00D522655S

(12) **United States Design Patent**  
**Nakagawa**

(10) **Patent No.:** **US D522,655 S**  
(45) **Date of Patent:** **\*\* Jun. 6, 2006**

(54) **SPHYGMOMANOMETER**

D484,980 S \* 1/2004 Hartwein et al. .... D24/165

(75) Inventor: **Satoshi Nakagawa**, Suginami-ku (JP)

FOREIGN PATENT DOCUMENTS

(73) Assignee: **Citizen Tokei Kabushiki Kaisha** (JP)

JP	961036	8/1996
JP	961037	8/1996
JP	961036-1	9/1996
JP	961037-1	9/1996
JP	990712	9/1997
JP	1033546	3/1999
JP	990712-1	3/1999
JP	990712-2	3/1999
JP	1056335	12/1999

(\*\*) Term: **14 Years**

(21) Appl. No.: **29/210,212**

(22) Filed: **Jul. 29, 2004**

(30) **Foreign Application Priority Data**

Feb. 13, 2004 (JP) ..... 2004-003728

\* cited by examiner

(51) **LOC (8) Cl.** ..... **24-02**

*Primary Examiner*—Ian Simmons

(52) **U.S. Cl.** ..... **D24/165**

*Assistant Examiner*—Daniel Yu

(58) **Field of Classification Search** ..... D24/165;  
600/502–503, 490, 499, 500, 492, 485

(74) *Attorney, Agent, or Firm*—Banner & Witcoff, Ltd.

See application file for complete search history.

(57) **CLAIM**

The ornamental design for a sphygmomanometer, as shown and described.

(56) **References Cited**

**DESCRIPTION**

U.S. PATENT DOCUMENTS

D373,419 S	9/1996	Muramatsu et al.	
D398,999 S	9/1998	Maeda et al.	
D403,070 S	12/1998	Maeda et al.	
D407,492 S	3/1999	Lubs et al.	
D426,637 S	* 6/2000	Ochi et al. ....	D24/165
D443,362 S	* 6/2001	Storp .....	D24/165
D473,945 S	* 4/2003	Nakanishi et al. ....	D24/165
6,547,741 B1	* 4/2003	Mori et al. ....	600/490
D475,136 S	* 5/2003	Taniguchi .....	D24/165
6,558,335 B1	* 5/2003	Thede .....	600/503

FIG. 1 is a perspective view,  
FIG. 2 is a front elevational view thereof,  
FIG. 3 is a rear elevational view thereof,  
FIG. 4 is a right side elevation view thereof,  
FIG. 5 is a left side elevation view thereof,  
FIG. 6 is a top plan view thereof; and,  
FIG. 7 is a bottom plan view thereof.

**1 Claim, 3 Drawing Sheets**




FIG. 1




FIG. 2




FIG. 3




FIG. 4




FIG. 5




FIG. 6




FIG. 7




FIG. 8

