

US00D522652S

(12) **United States Design Patent**  
**Massey**

(10) **Patent No.:** **US D522,652 S**

(45) **Date of Patent:** **\*\* Jun. 6, 2006**

(54) **HEAD UNIT**

(75) Inventor: **Laurence Massey**, Bray (IE)

(73) Assignee: **BTG International Limited**, London (GB)

(\*\*) Term: **14 Years**

(21) Appl. No.: **29/200,418**

(22) Filed: **Feb. 27, 2004**

(30) **Foreign Application Priority Data**

Aug. 28, 2003 (GB) ..... 3014212

(51) **LOC (8) Cl.** ..... **24-04**

(52) **U.S. Cl.** ..... **D24/121**

(58) **Field of Classification Search** ..... D24/121,  
D24/224; D9/744, 745, 448, 452, 449, 504,  
D9/688, 690, 500, 502, 435, 439, 444, 445,  
D9/454, 447; 215/6, 10; 222/394, 4, 3  
See application file for complete search history.

(56) **References Cited**

**U.S. PATENT DOCUMENTS**

D448,299 S \* 9/2001 Negre ..... D9/502

D451,021 S \* 11/2001 Berge et al. .... D9/445

D473,460 S \* 4/2003 Whitworth ..... D9/504

D489,612 S \* 5/2004 Kostow ..... D9/445

D495,060 S \* 8/2004 Hellstrom ..... D24/224

D500,555 S \* 1/2005 Hellstrom ..... D24/224

\* cited by examiner

*Primary Examiner*—Louis S. Zarfaz

*Assistant Examiner*—Daniel Yu

(74) *Attorney, Agent, or Firm*—Hoffman, Wasson & Gitler PC

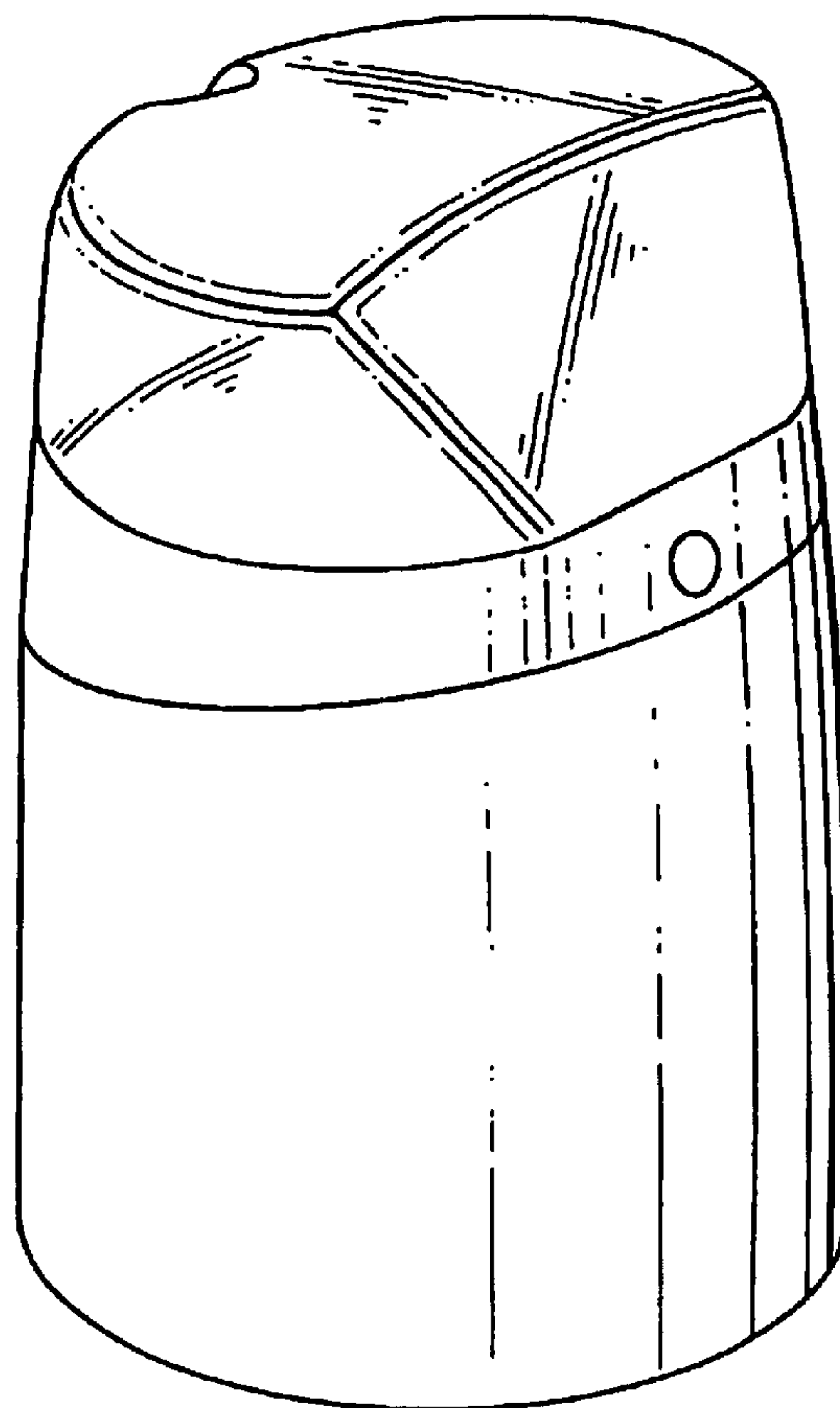
(57) **CLAIM**

The ornamental design for a head unit, as shown and described.

**DESCRIPTION**

FIG. 1 is a perspective view of the head unit;  
FIG. 2 is a front view of the head unit; and,  
FIG. 3 is a right side view of the head unit, the left side view being a mirror image thereof.

**1 Claim, 1 Drawing Sheet**



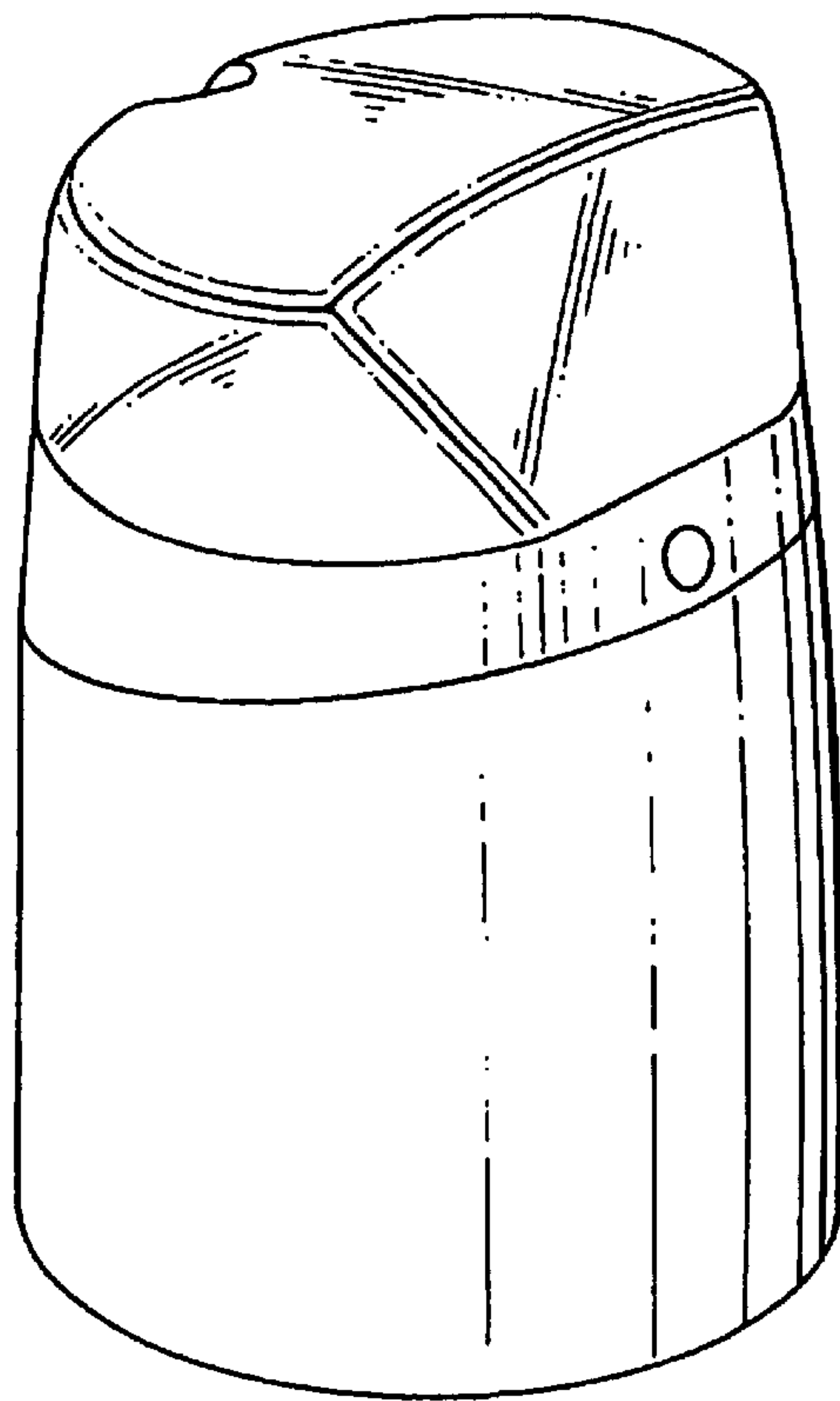


FIGURE 1

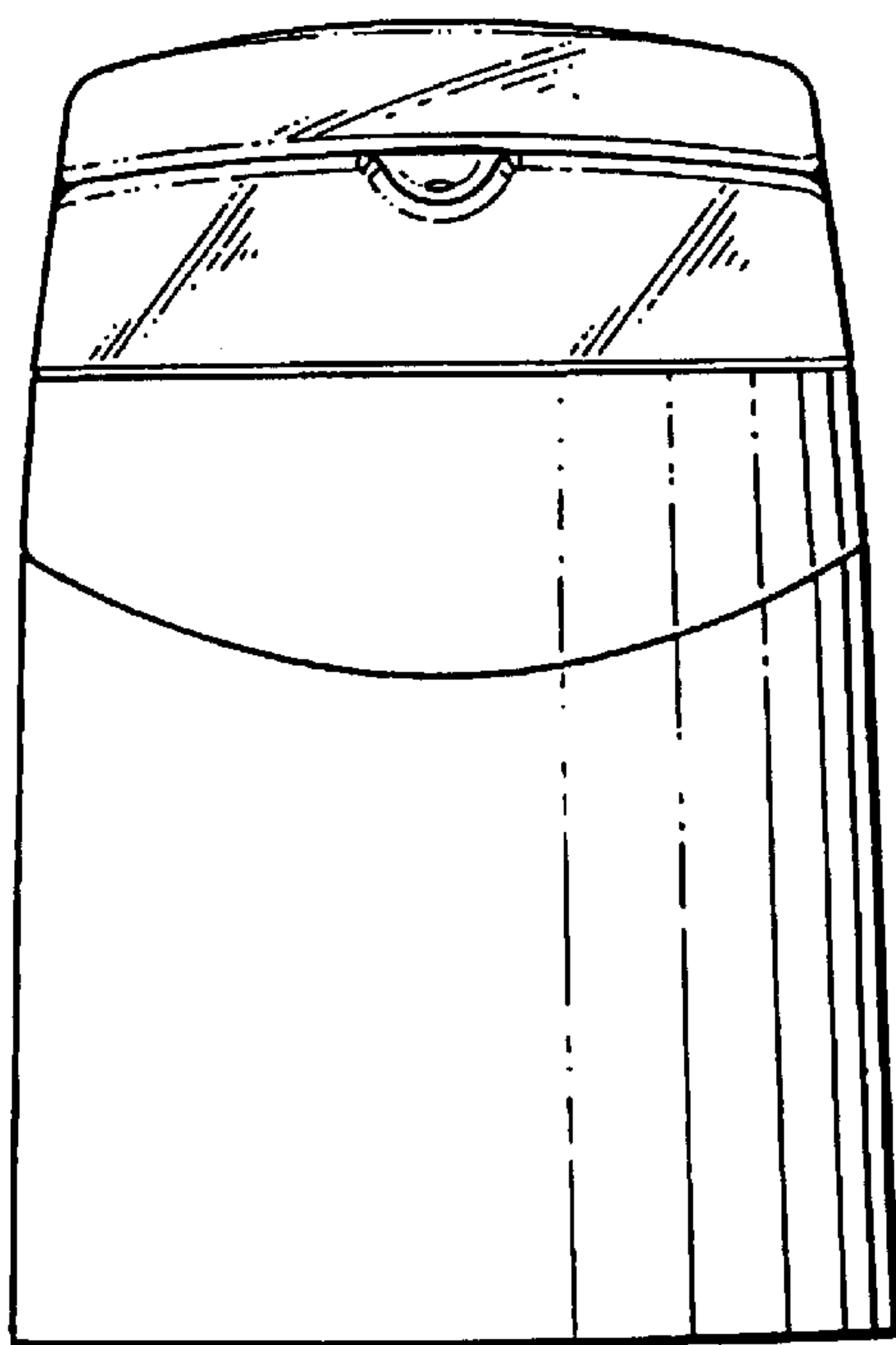


FIGURE 2

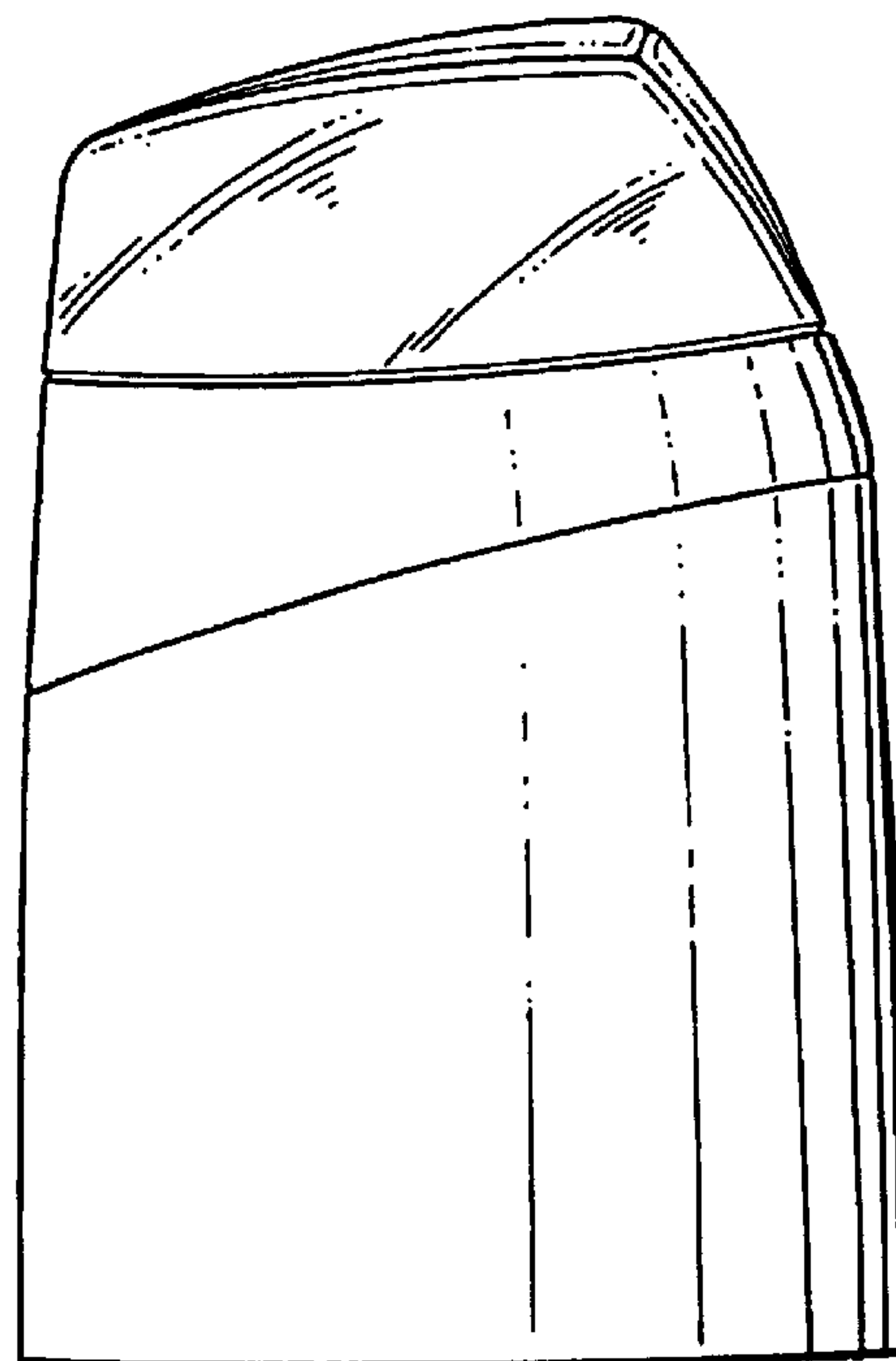


FIGURE 3