



US00D522640S

(12) **United States Design Patent**
Miró

(10) **Patent No.:** **US D522,640 S**

(45) **Date of Patent:** **** Jun. 6, 2006**

(54) **AIR DEODORISING APPARATUS**

(75) Inventor: **Jordi Miró**, Barcelona (ES)

(73) Assignee: **Sara Lee Household and Body Care Nederland, B.V.**, Veenendaal (NL)

(**) Term: **14 Years**

(21) Appl. No.: **29/221,972**

(22) Filed: **Jan. 25, 2005**

(30) **Foreign Application Priority Data**

Jul. 27, 2004 (EM) 000205661-0001

(51) **LOC (8) Cl.** **23-04**

(52) **U.S. Cl.** **D23/366**

(58) **Field of Classification Search** D23/356-369;
392/390, 392, 393, 394, 398; 239/34, 53,
239/56, 57, 58, 135, 136; 261/DIG. 17, DIG. 65,
261/DIG. 88, DIG. 89; D6/470, 471; D9/414,
D9/430

See application file for complete search history.

(56) **References Cited**

U.S. PATENT DOCUMENTS

- 1,481,971 A * 1/1924 Whiting 95/91
- 1,769,409 A * 7/1930 Armstrong 239/56
- 4,306,892 A * 12/1981 Atalla et al. 96/222
- 4,583,686 A * 4/1986 Martens et al. 239/35
- 5,396,884 A * 3/1995 Bagwell et al. 128/200.21
- 5,624,311 A * 4/1997 Peludat 454/230
- 5,820,791 A * 10/1998 Canale 261/30
- D431,075 S * 9/2000 Barraclough D23/366
- D491,257 S * 6/2004 Picken, Jr. D23/366
- D491,655 S * 6/2004 Zhang et al. D23/364

- 6,746,521 B1 * 6/2004 Canfield 96/222
- D493,515 S * 7/2004 Morillas D23/366
- D498,525 S * 11/2004 Harbutt et al. D23/366
- D498,836 S * 11/2004 Morillas D23/366

* cited by examiner

Primary Examiner—Sandra S. Snapp

(74) *Attorney, Agent, or Firm*—Kilpatrick Stockton LLP

(57) **CLAIM**

I claim the ornamental design for an air deodorising apparatus, as shown.

DESCRIPTION

FIG. 1 is a front perspective view of an air deodorising apparatus comprising the present invention.

FIG. 2 is a rear perspective view of the air deodorising apparatus shown in FIG. 1.

FIG. 3 is a front elevational view of the air deodorising apparatus shown in FIG. 1 and FIG. 2.

FIG. 4 is a rear elevational view of the air deodorising apparatus shown in FIG. 1, FIG. 2, and FIG. 3.

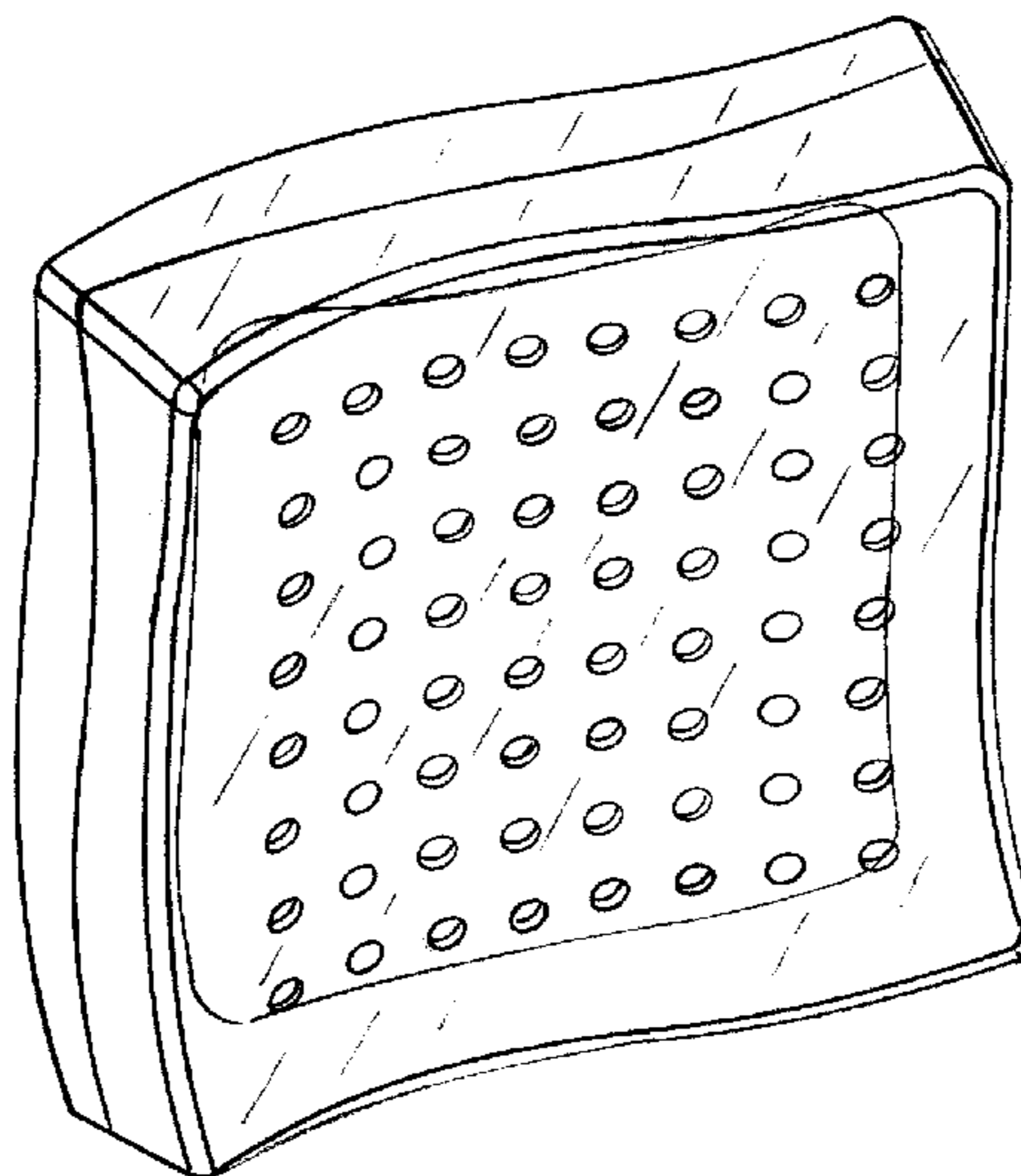
FIG. 5 is a side elevational view of the air deodorising apparatus shown in FIG. 1, FIG. 2, FIG. 3, and FIG. 4.

FIG. 6 is another side elevational view of the air deodorising apparatus shown in FIG. 1, FIG. 2, FIG. 3, FIG. 4, and FIG. 5.

FIG. 7 is a top plan view of the air deodorising apparatus shown in FIG. 1, FIG. 2, FIG. 3, FIG. 4, FIG. 5, and FIG. 6; and,

FIG. 8 is a bottom plan view of the air deodorising apparatus shown in FIG. 1, FIG. 2, FIG. 3, FIG. 4, FIG. 5, FIG. 6, and FIG. 7.

1 Claim, 4 Drawing Sheets



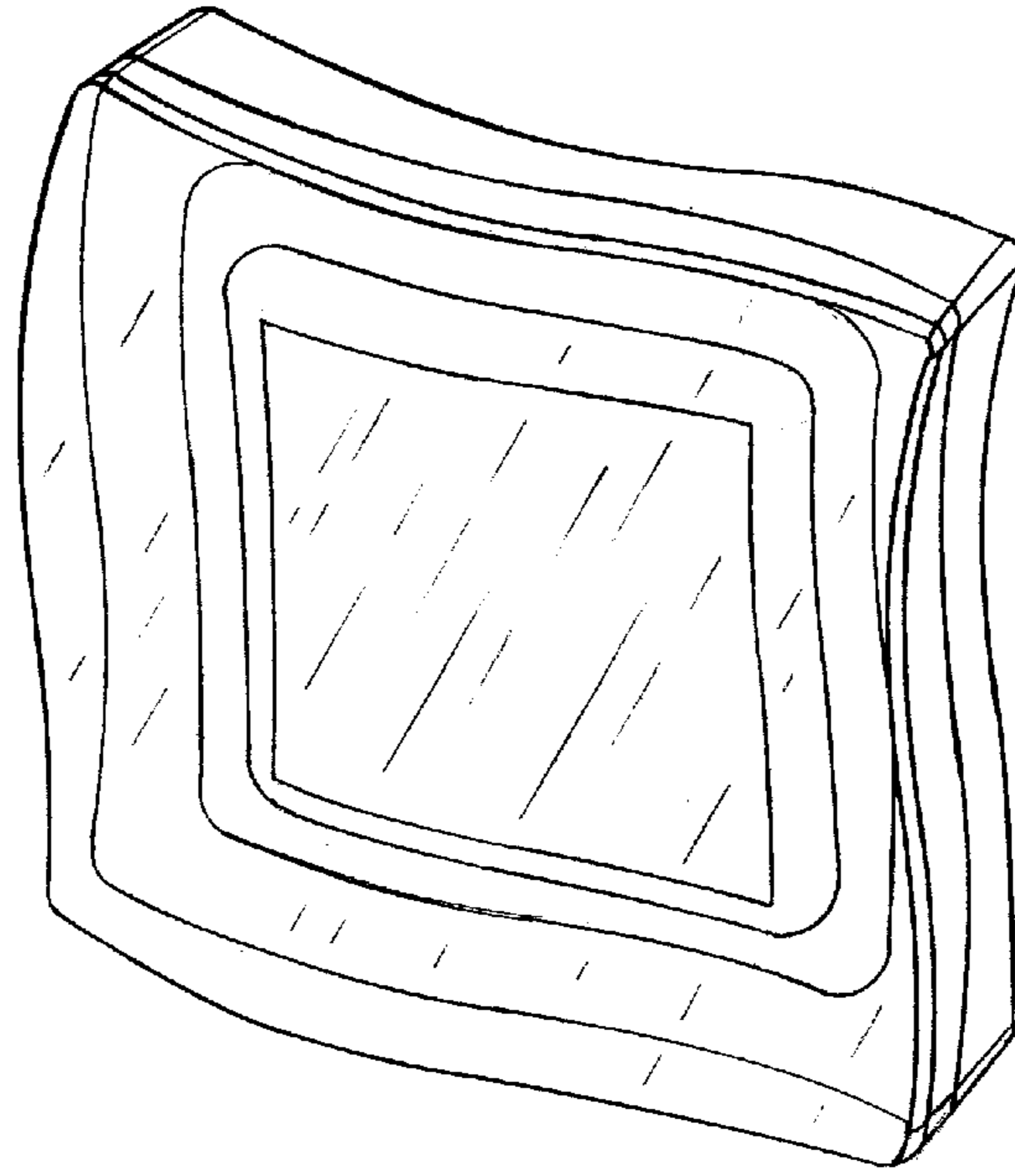


FIG. 1

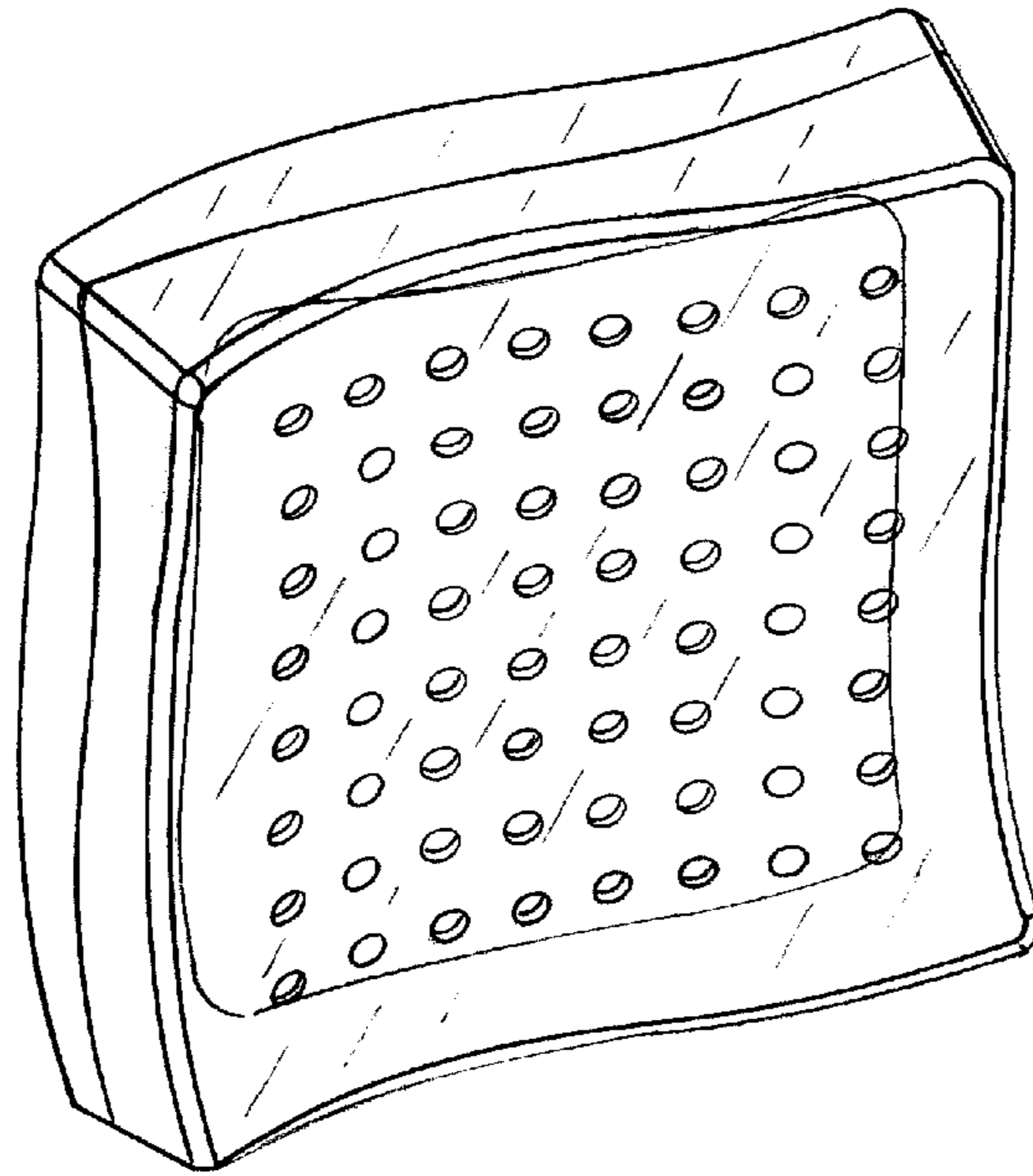


FIG. 2




FIG. 3




FIG. 4

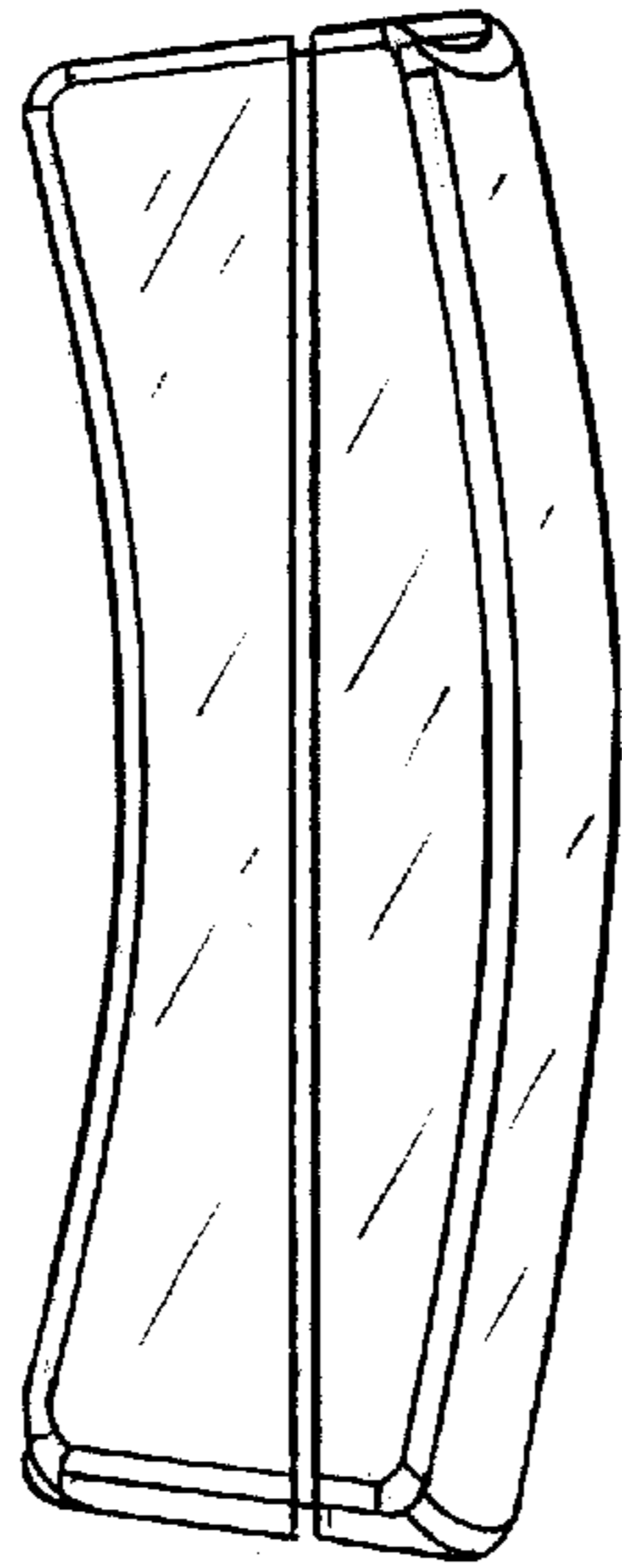


FIG. 5

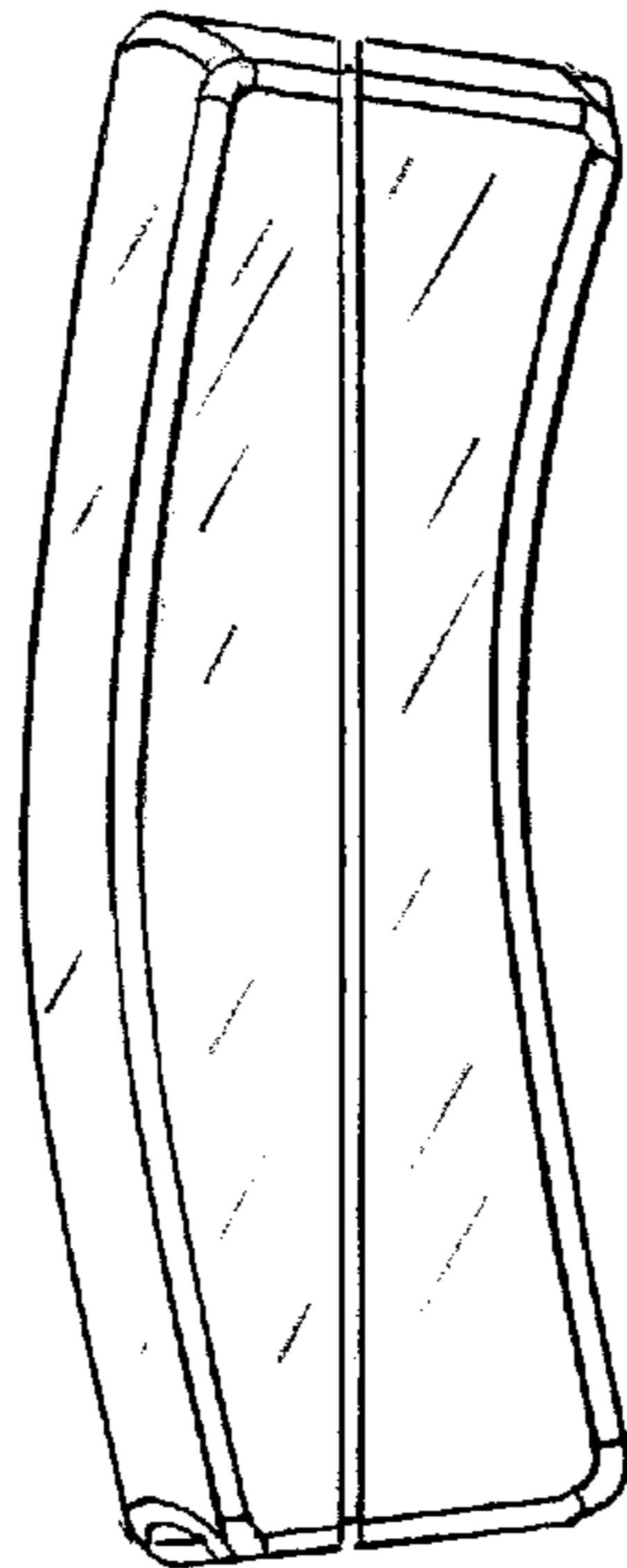


FIG. 6

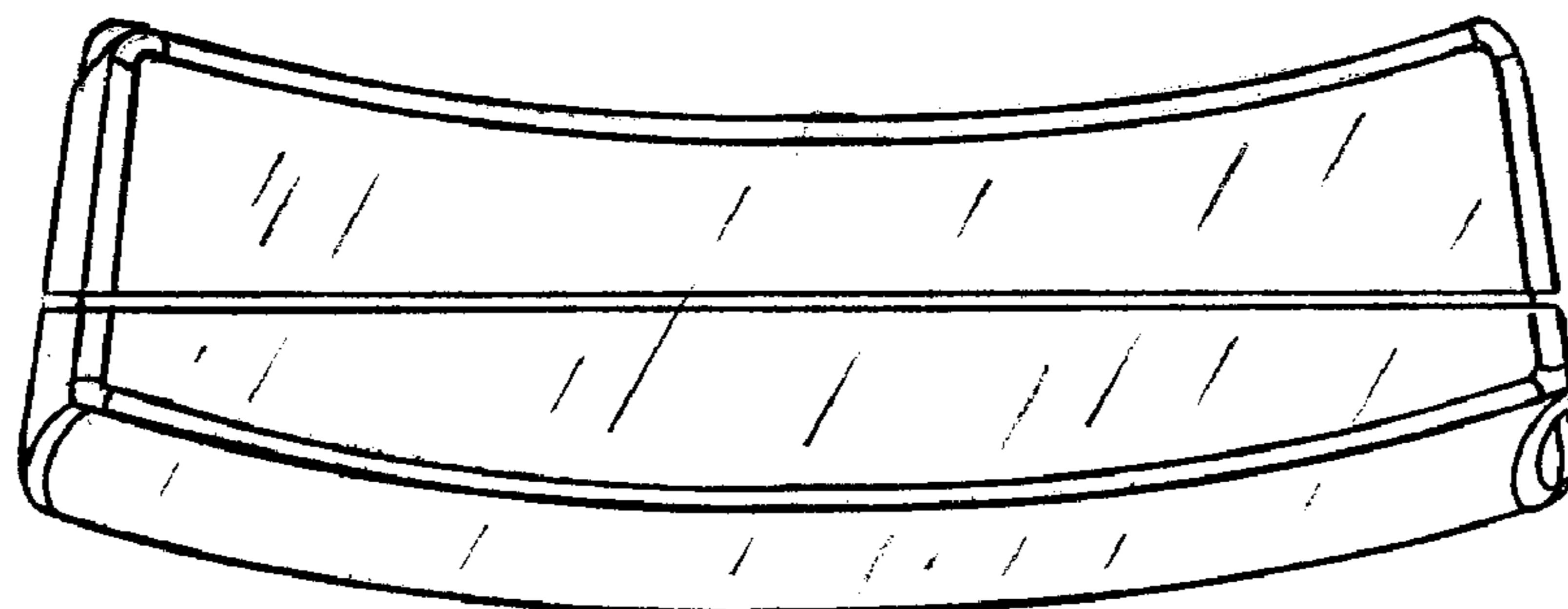


FIG. 7

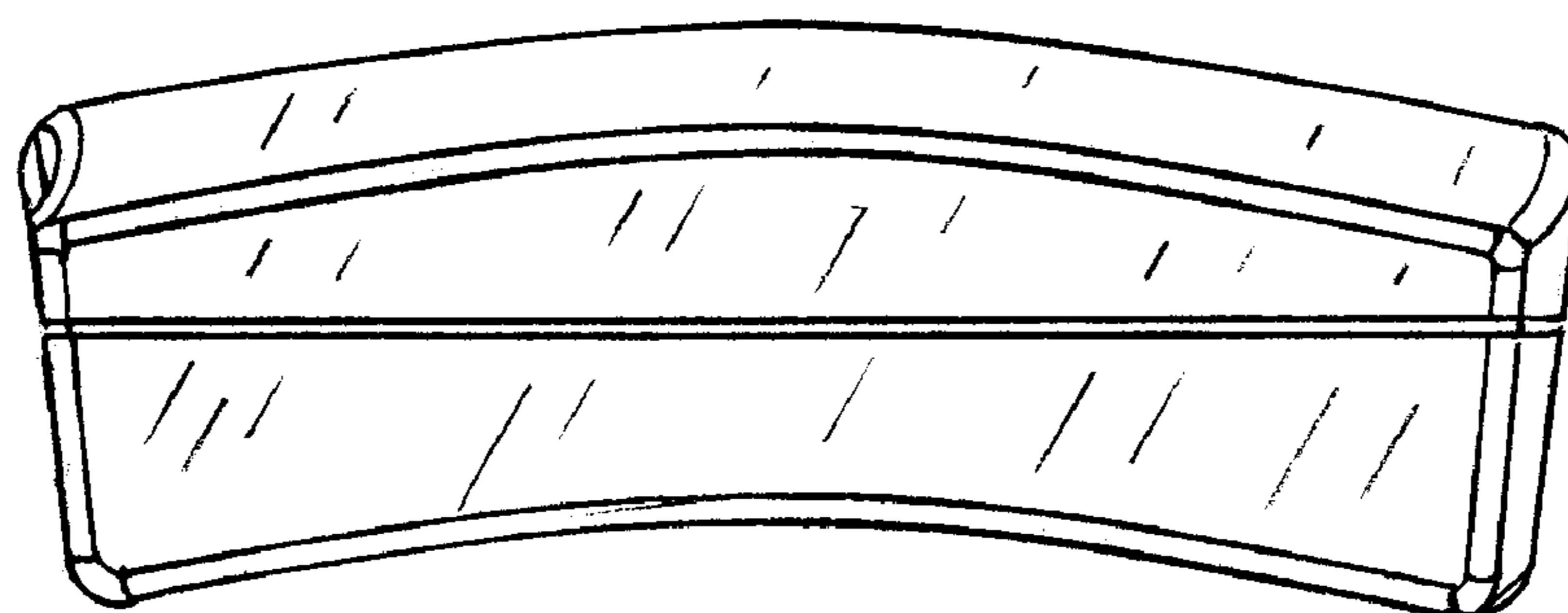


FIG. 8