

US00D522626S

(12) **United States Design Patent**  
**Fritz**

(10) **Patent No.:** **US D522,626 S**  
(45) **Date of Patent:** **\*\* Jun. 6, 2006**

(54) **FAUCET HANDLE**

D425,968 S \* 5/2000 Lobermeier ..... D23/252

(75) Inventor: **Seth A. Fritz**, Kendallville, IN (US)

\* cited by examiner

(73) Assignee: **Masco Corporation of Indiana**,  
Indianapolis, IN (US)

*Primary Examiner*—Louis S. Zarfes

*Assistant Examiner*—G. Andoll

(\*\*) Term: **14 Years**

(74) *Attorney, Agent, or Firm*—Kwadjo Adusei-Poku;  
Lloyd D. Doigan

(21) Appl. No.: **29/219,987**

(57) **CLAIM**

(22) Filed: **Dec. 23, 2004**

The ornamental design for a faucet handle, as shown and described.

(51) **LOC (8) Cl.** ..... **23-01**

**DESCRIPTION**

(52) **U.S. Cl.** ..... **D23/252**

(58) **Field of Classification Search** ..... D23/238–257;  
D8/250–257, 300–322, DIG. 3; 16/110.1;  
4/675–678; 137/801

FIG. 1 is a front perspective view of a faucet handle showing my design;

FIG. 2 is a left side elevational view thereof, the right side elevational view being a mirror image thereof;

FIG. 3 is a front elevational view thereof;

FIG. 4 is a rear elevational view thereof;

FIG. 5 is a top plan view thereof; and,

FIG. 6 is a rear perspective view thereof.


See application file for complete search history.


(56) **References Cited**

**U.S. PATENT DOCUMENTS**

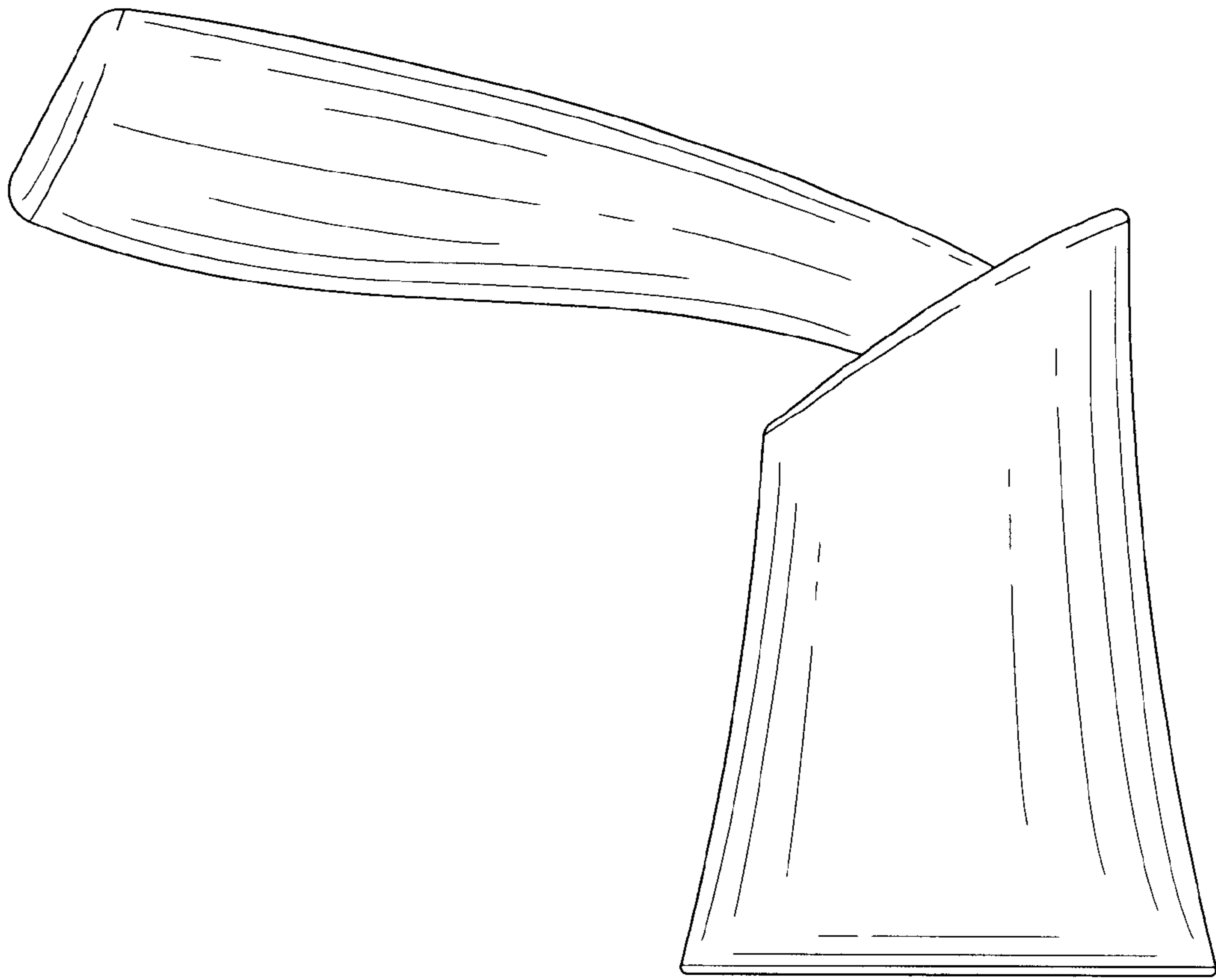
D175,819 S \* 10/1955 Young ..... D23/252

**1 Claim, 6 Drawing Sheets**

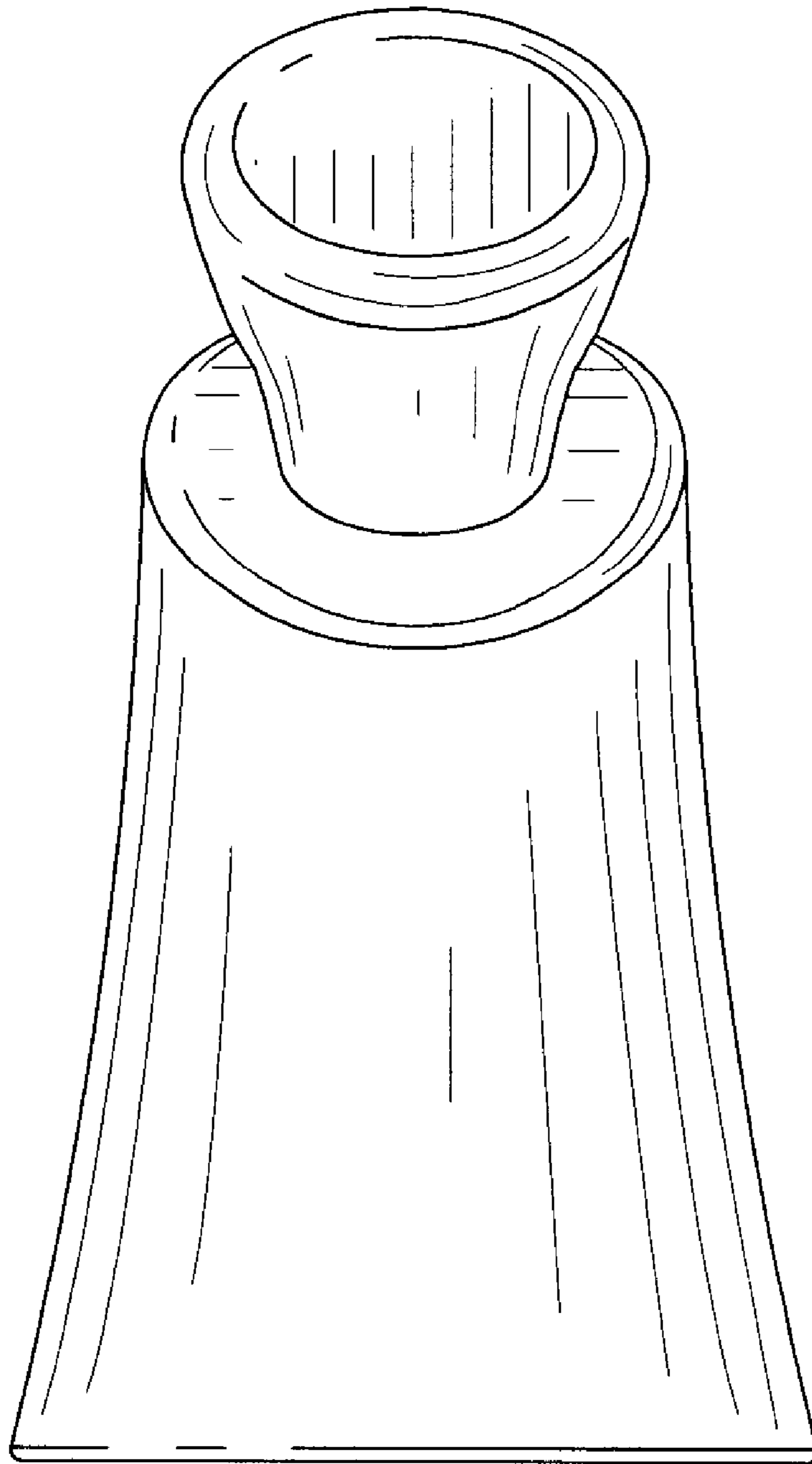




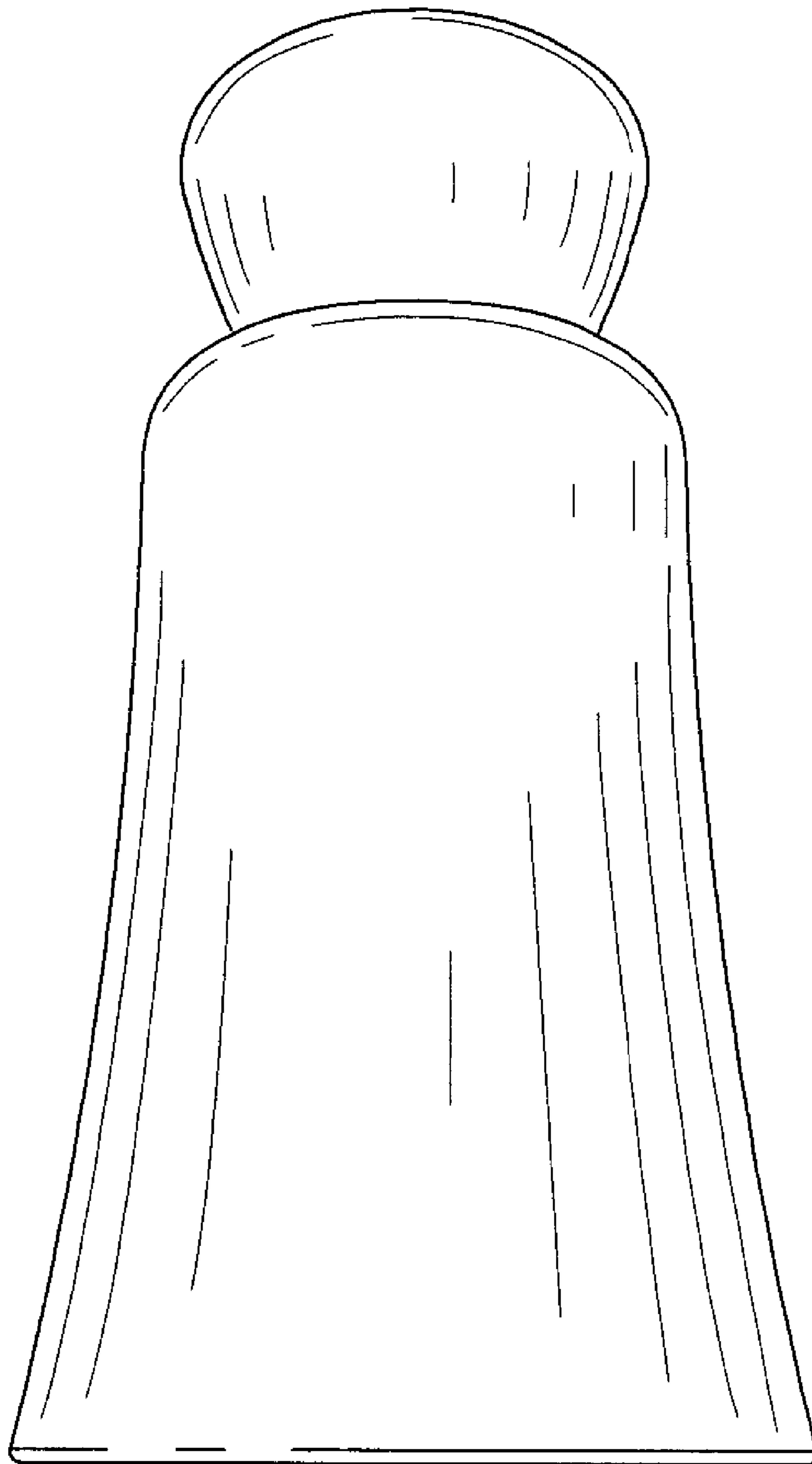
**FIG. 1**



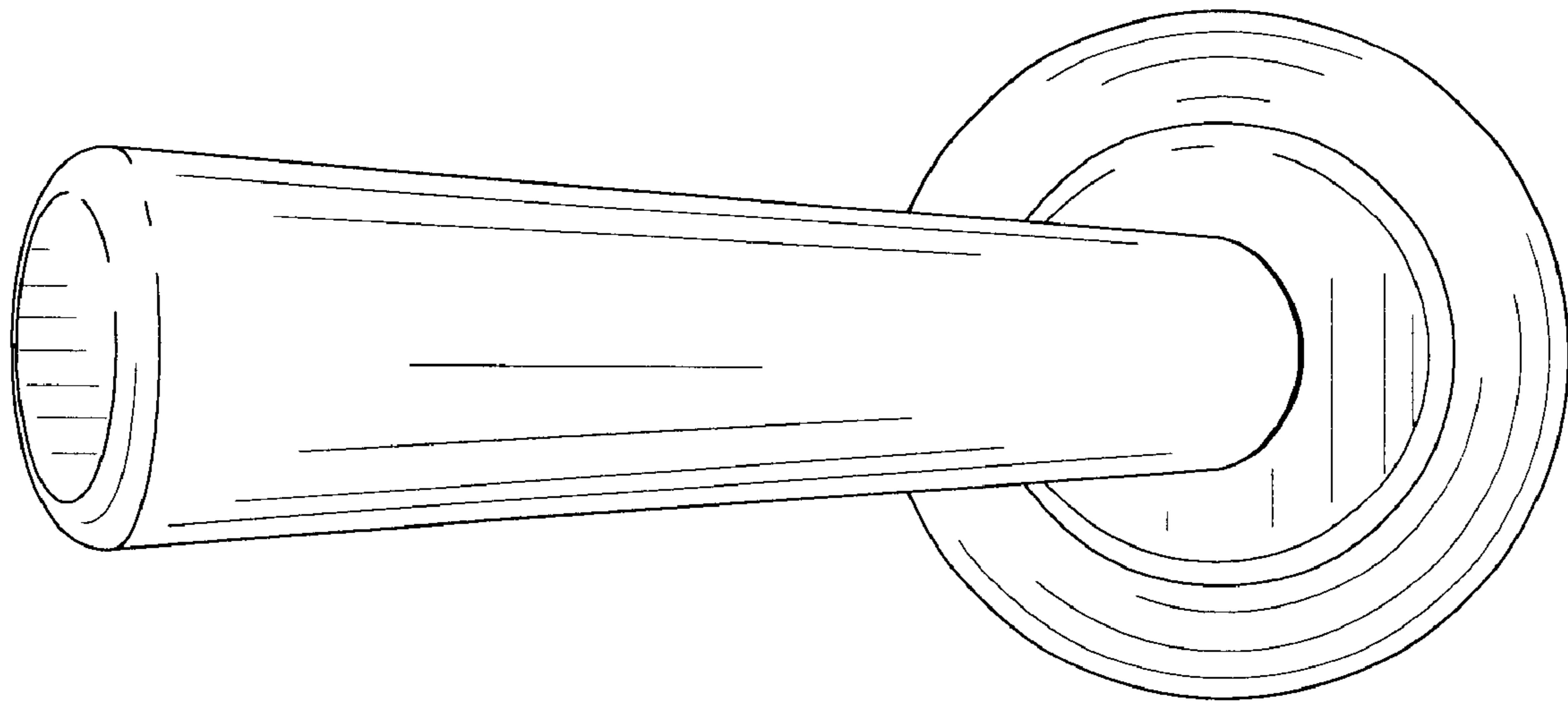
**FIG. 2**



**FIG. 3**



**FIG. 4**



**FIG. 5**



**FIG. 6**