

US00D522625S

(12) **United States Design Patent**
Fritz

(10) **Patent No.:** **US D522,625 S**
(45) **Date of Patent:** **** Jun. 6, 2006**

- (54) **FAUCET HANDLE**
- (75) Inventor: **Seth A. Fritz**, Kendallville, IN (US)
- (73) Assignee: **Masco Corporation of Indiana**, Indianapolis, IN (US)
- (**) Term: **14 Years**
- (21) Appl. No.: **29/219,917**
- (22) Filed: **Dec. 23, 2004**
- (51) **LOC (8) Cl.** **23-01**
- (52) **U.S. Cl.** **D23/252**
- (58) **Field of Classification Search** D23/238-257;
D8/250-257, 300-322, DIG. 3; 16/110.1;
4/675-678; 137/801
See application file for complete search history.

- D495,402 S * 8/2004 Spiegelberg et al. D23/252
- D496,433 S * 9/2004 Fritz D23/252
- D496,434 S * 9/2004 Spangler D23/252
- D507,331 S * 7/2005 Lord et al. D23/252

* cited by examiner

Primary Examiner—Louis S. Zarfaz

Assistant Examiner—G. Andoll

(74) *Attorney, Agent, or Firm*—Kwadjo Adusei-Poku;
Lloyd D. Doigan

(57) **CLAIM**

The ornamental design for a faucet handle, as shown and described.

DESCRIPTION


FIG. 1 is a front perspective view of a faucet handle showing my design;
FIG. 2 is a left side elevational view thereof, the right side elevational view being a mirror image thereof;
FIG. 3 is a front elevational view thereof;
FIG. 4 is a rear elevational view thereof;
FIG. 5 is a top plan view thereof; and,
FIG. 6 is a rear perspective view thereof.

1 Claim, 6 Drawing Sheets

(56) **References Cited**

U.S. PATENT DOCUMENTS

- D458,347 S * 6/2002 Mullenmeister D23/252
- D468,406 S * 1/2003 Sacks et al. D23/252
- D475,767 S * 6/2003 Yegyayan et al. D23/252
- D490,501 S * 5/2004 Ouyoung D23/252






FIG. 1




FIG. 2




FIG. 3




FIG. 4

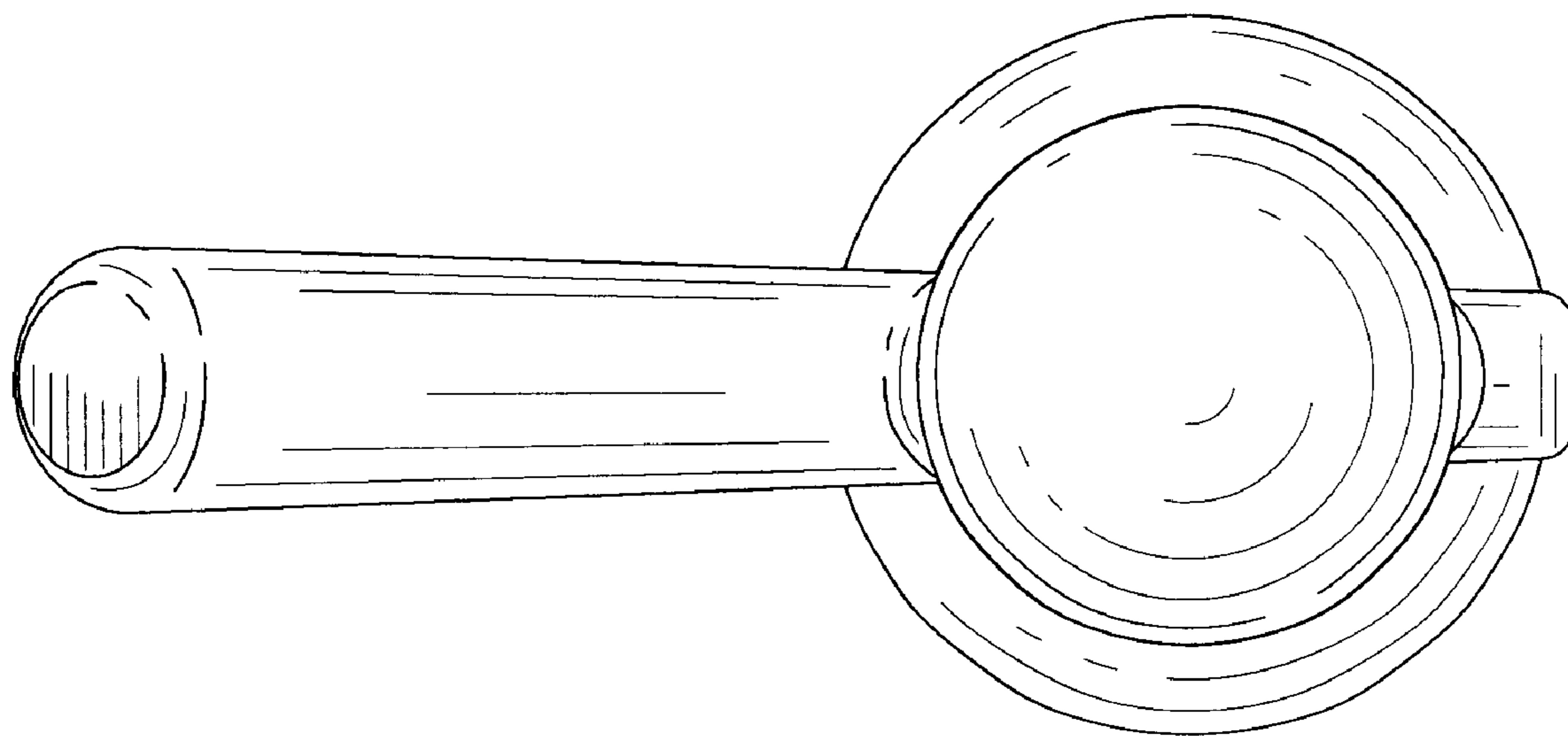


FIG. 5




FIG. 6