



US00D522613S

(12) **United States Design Patent**  
**Huang**

(10) **Patent No.:** **US D522,613 S**

(45) **Date of Patent:** **\*\* Jun. 6, 2006**

(54) **SPRAY GUN BODY**

(76) **Inventor:** **Tiao-Hsiang Huang**, No. 190, Chung Cheng St., Shin Chuang City, Taipei Hsien (TW)

(\*\*) **Term:** **14 Years**

(21) **Appl. No.:** **29/223,022**

(22) **Filed:** **Feb. 9, 2005**

(51) **LOC (8) Cl.** ..... **23-01**

(52) **U.S. Cl.** ..... **D23/226**

(58) **Field of Classification Search** ..... D23/213,  
D23/223, 226; 239/525-6, 690-1  
See application file for complete search history.

(56) **References Cited**

**U.S. PATENT DOCUMENTS**

D295,548 S	*	5/1988	Dalton	.....	D23/226
4,915,303 A	*	4/1990	Hufgard	.....	239/300
D313,270 S	*	12/1990	Lin	.....	D23/226
D314,421 S	*	2/1991	Tajima et al.	.....	D23/226

D448,451 S	*	9/2001	Turnbull et al.	.....	D23/226
6,626,382 B1	*	9/2003	Liu	.....	239/569
D497,661 S	*	10/2004	Chen	.....	D23/226

\* cited by examiner

*Primary Examiner*—Robin Webster

(74) *Attorney, Agent, or Firm*—Rosenberg, Klein & Lee

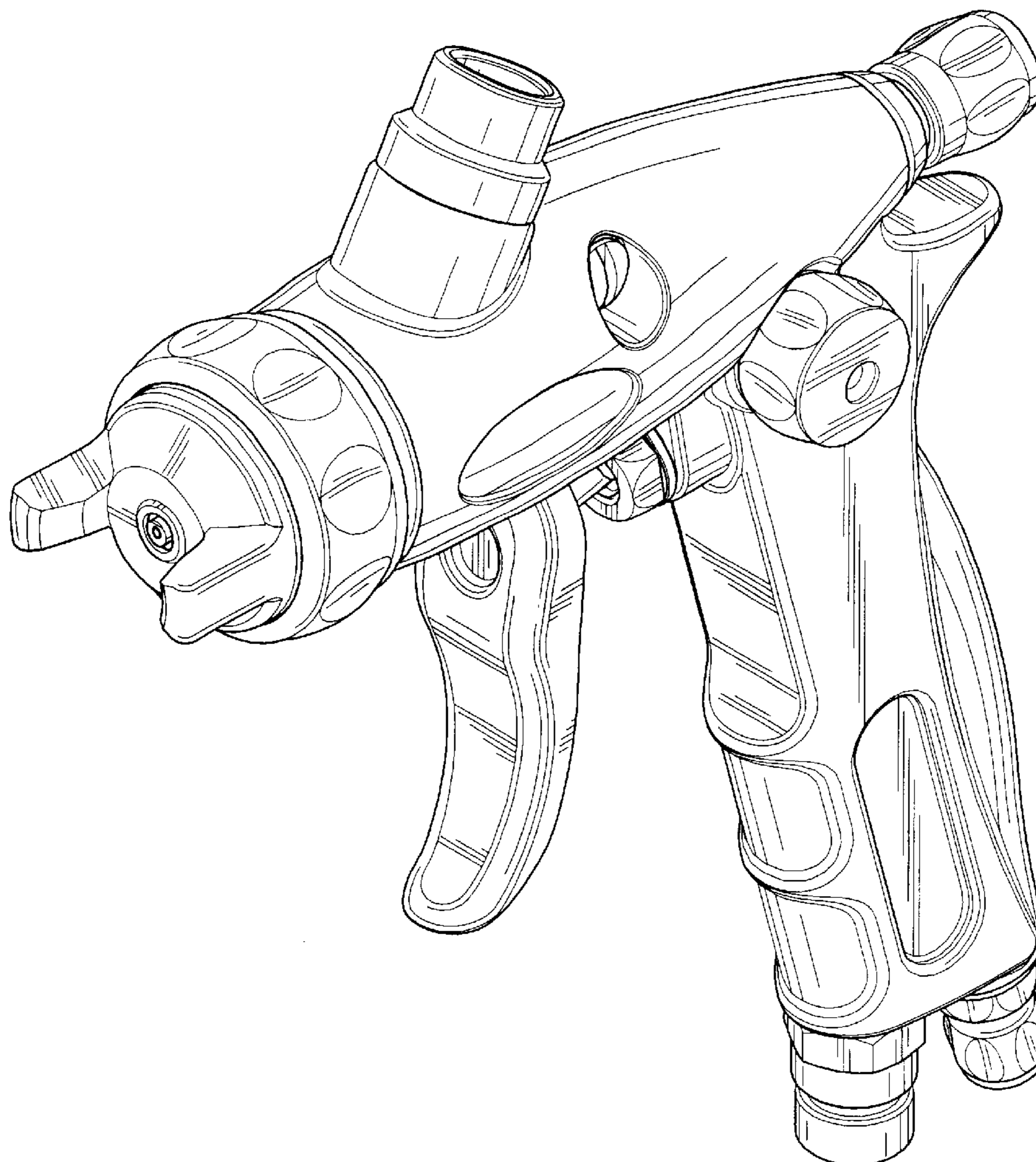
(57) **CLAIM**

I claim, the ornamental design for a spray gun body, as shown and described.

**DESCRIPTION**

FIG. 1 is a perspective view of a spray gun body showing my present design;  
FIG. 2 is a front view thereof;  
FIG. 3 is a rear view thereof;  
FIG. 4 is a left view thereof;  
FIG. 5 is a right view thereof;  
FIG. 6 is a top plan view thereof; and,  
FIG. 7 is a bottom plan view.

**1 Claim, 5 Drawing Sheets**



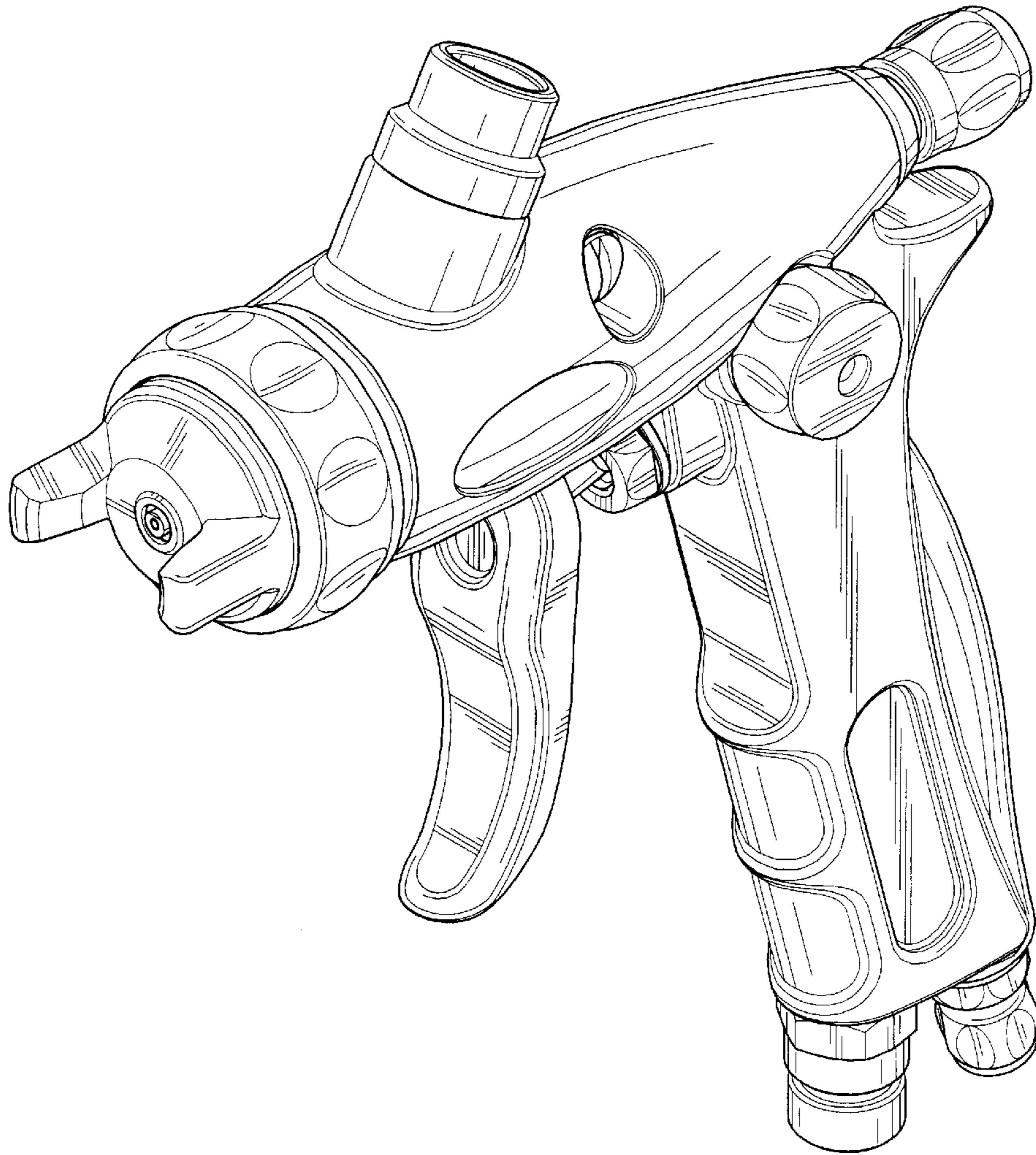


FIG. 1

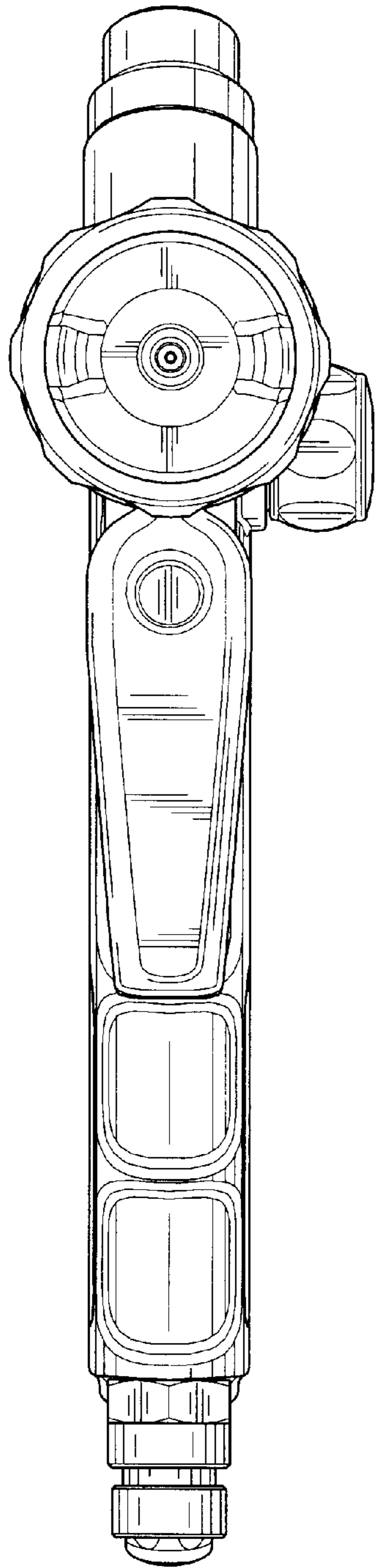


FIG. 2

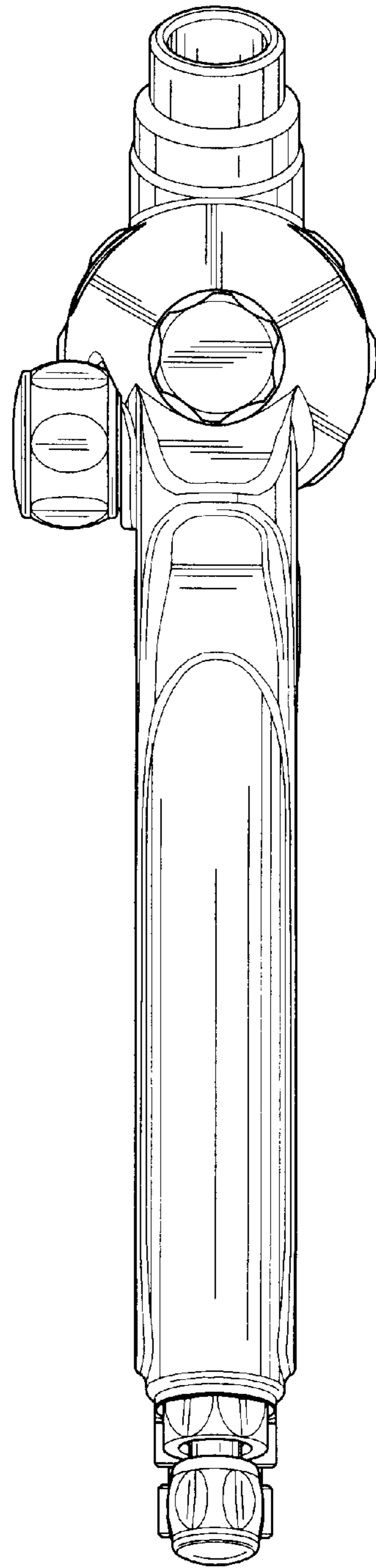


FIG. 3




FIG. 4




FIG. 5

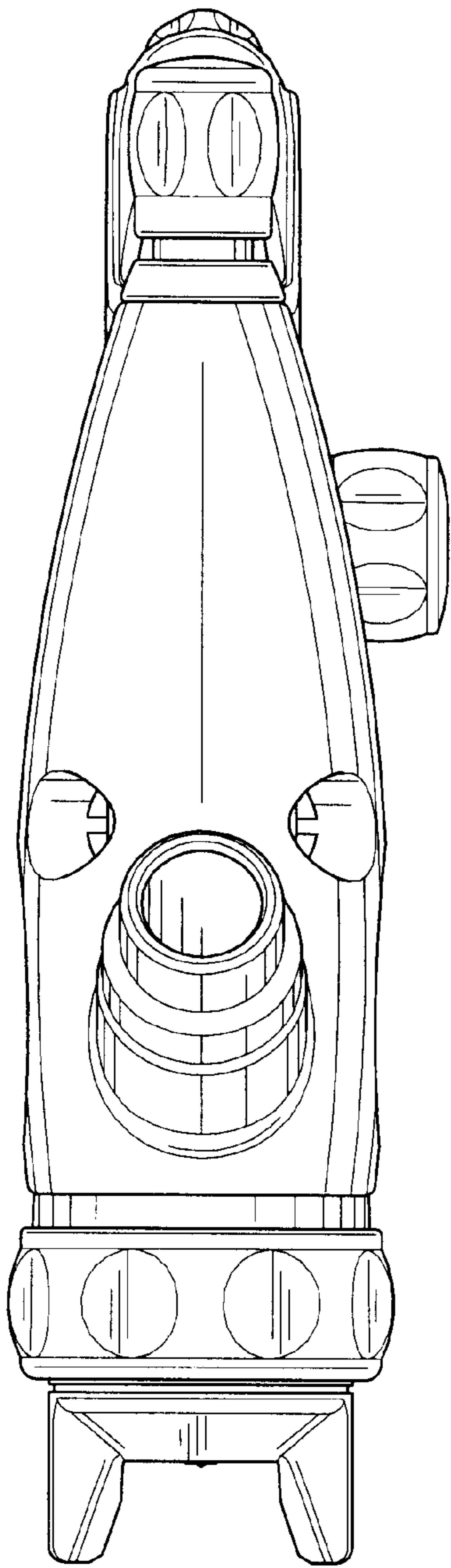


FIG. 6

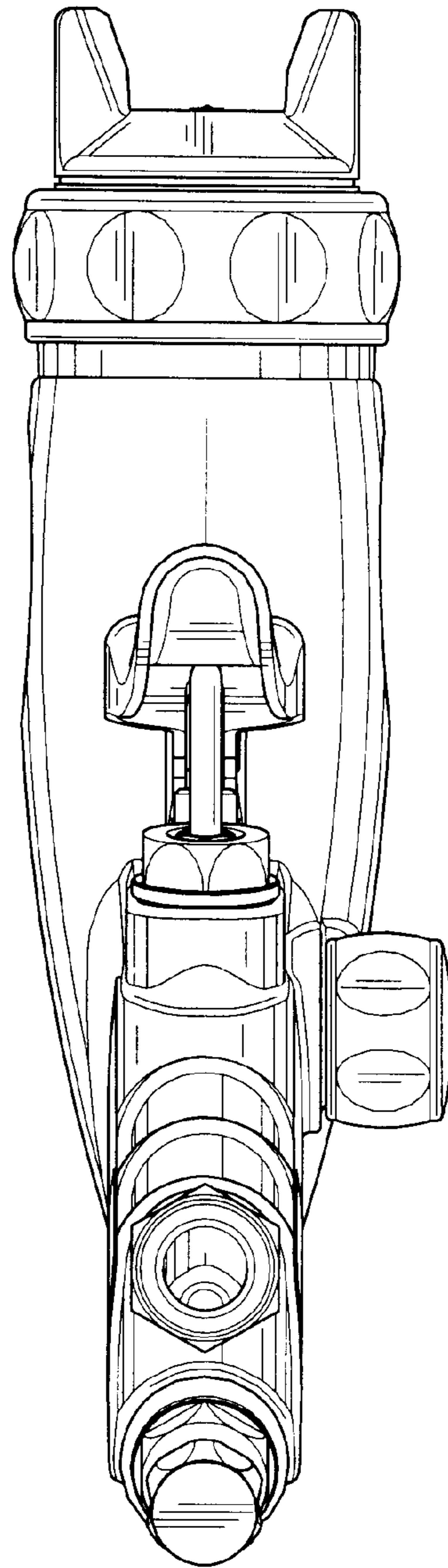


FIG. 7