



US00D522599S

(12) **United States Design Patent**  
**Johnson**

(10) **Patent No.:** **US D522,599 S**

(45) **Date of Patent:** **\*\* Jun. 6, 2006**

(54) **PUTTER HEAD**

(76) **Inventor:** **Lanny L. Johnson**, 4658 Chippewa Dr., Okemos, MI (US) 48805-0975

(\*\*) **Term:** **14 Years**

(21) **Appl. No.:** **29/228,187**

(22) **Filed:** **Apr. 20, 2005**

(51) **LOC (8) Cl.** ..... **21-02**

(52) **U.S. Cl.** ..... **D21/742**

(58) **Field of Classification Search** ..... D21/736-746;  
473/324-331, 340, 341, 251-256  
See application file for complete search history.

(56) **References Cited**

**U.S. PATENT DOCUMENTS**

D248,181 S	*	6/1978	Cervantes	.....	D21/745
D303,825 S	*	10/1989	Burns	.....	D21/738
D388,852 S	*	1/1998	Giordano	.....	D21/746
D412,728 S	*	8/1999	Broadbridge et al.	.....	D21/742
6,217,460 B1	*	4/2001	Broadbridge et al.	.....	473/324

D448,057 S	*	9/2001	Hoal	.....	D21/736
D495,390 S	*	8/2004	Pinder	.....	D21/759
6,962,537 B1	*	11/2005	Johnson	.....	473/328

\* cited by examiner

*Primary Examiner*—Mitchell Siegel

(74) *Attorney, Agent, or Firm*—Wilson Daniel Swayze, Jr.

(57) **CLAIM**

The ornamental design for a putter head, as shown and described.

**DESCRIPTION**

FIG. 1 is a top view of the putter head, showing my new design.

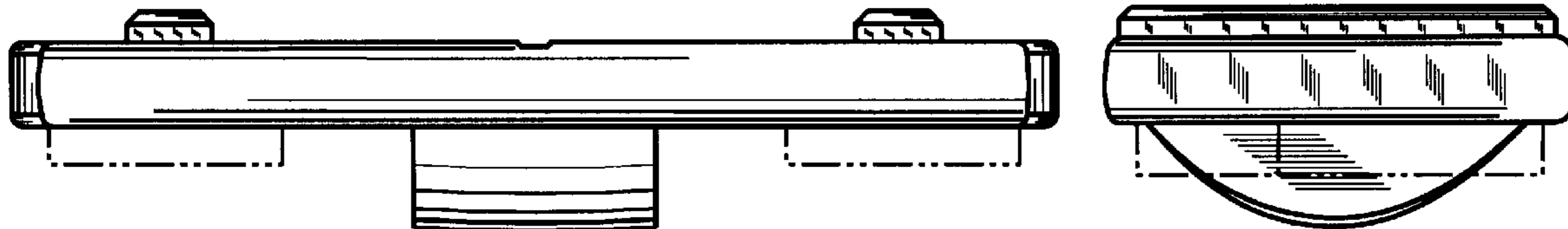
FIG. 2 is a front view of the putter head.

FIG. 3 is a heel view of the putter head; and,

FIG. 4 is a bottom view of the putter head.

The broken line showing a hole for a shaft and weighting on the bottom of the putter head is for illustrative purposes only and forms no part of the claimed invention.

**1 Claim, 2 Drawing Sheets**



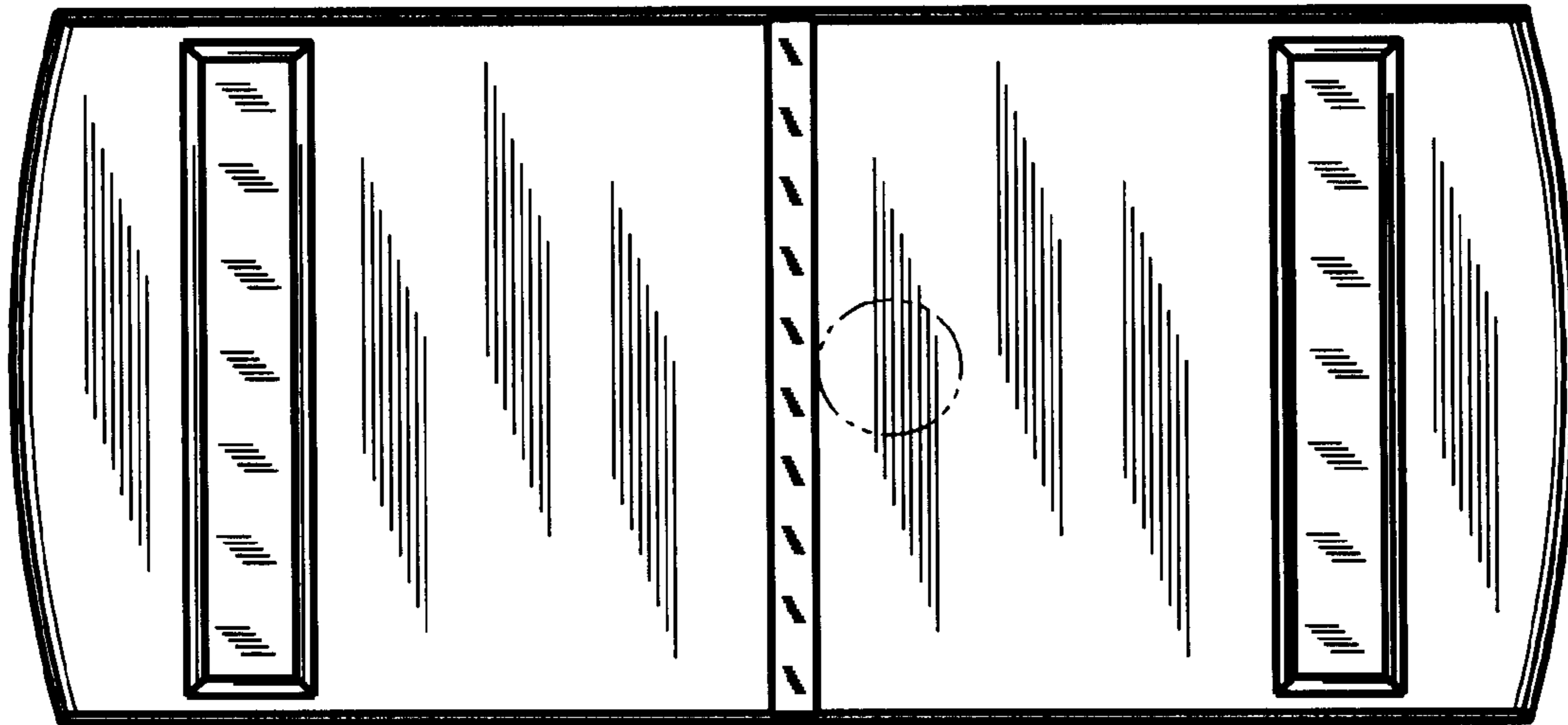


FIG. 1



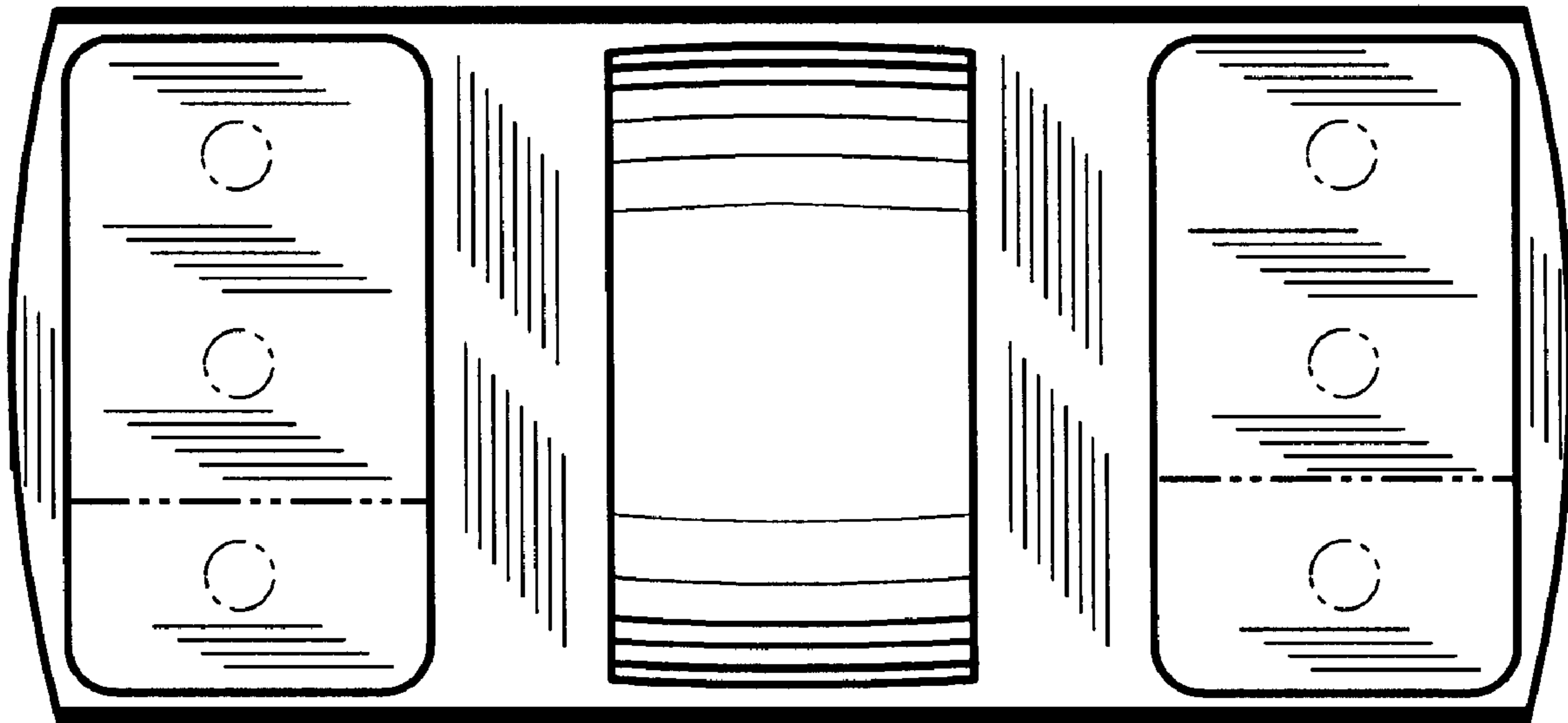


FIG. 2



— FIG. 3



— FIG. 4