



US00D522596S

(12) **United States Design Patent**
Laliberty et al.

(10) **Patent No.:** **US D522,596 S**
(45) **Date of Patent:** **** Jun. 6, 2006**

(54) **BASKETBALL**
(75) Inventors: **Ronald P. Laliberty**, Dudley, MA
(US); **Michael W. Maziarz**, Wilbraham,
MA (US)

(73) Assignee: **Russell Asset Management, Inc.**,
Wilmington, DE (US)

(**) Term: **14 Years**

(21) Appl. No.: **29/244,150**

(22) Filed: **Dec. 6, 2005**

(51) **LOC (8) Cl.** **21-02**

(52) **U.S. Cl.** **D21/713**

(58) **Field of Classification Search** D21/707-714;
473/569-614

See application file for complete search history.

(56) **References Cited**

U.S. PATENT DOCUMENTS

1,187,029	A	6/1916	Beebout	
3,405,018	A	10/1968	Way	
3,917,271	A	* 11/1975	Lemelson et al.	473/573
5,165,685	A	11/1992	Hynes	
5,310,178	A	5/1994	Walker et al.	
D355,685	S	* 2/1995	Ross	D21/712
5,681,233	A	10/1997	Guenther et al.	

5,741,195	A	4/1998	Sullivan et al.	
D462,732	S	* 9/2002	Morrison et al.	D21/713
6,520,877	B1	2/2003	Yang	
D478,641	S	* 8/2003	Kuehne	D21/713
D484,934	S	* 1/2004	Chang	D21/713
D493,856	S	* 8/2004	Nishihara	D21/713
D509,550	S	* 9/2005	Nishihara	D21/713
D511,800	S	* 11/2005	Nishihara	D21/713

FOREIGN PATENT DOCUMENTS

EP 000334065-0001 * 5/2005

* cited by examiner

Primary Examiner—Catherine Tuttle

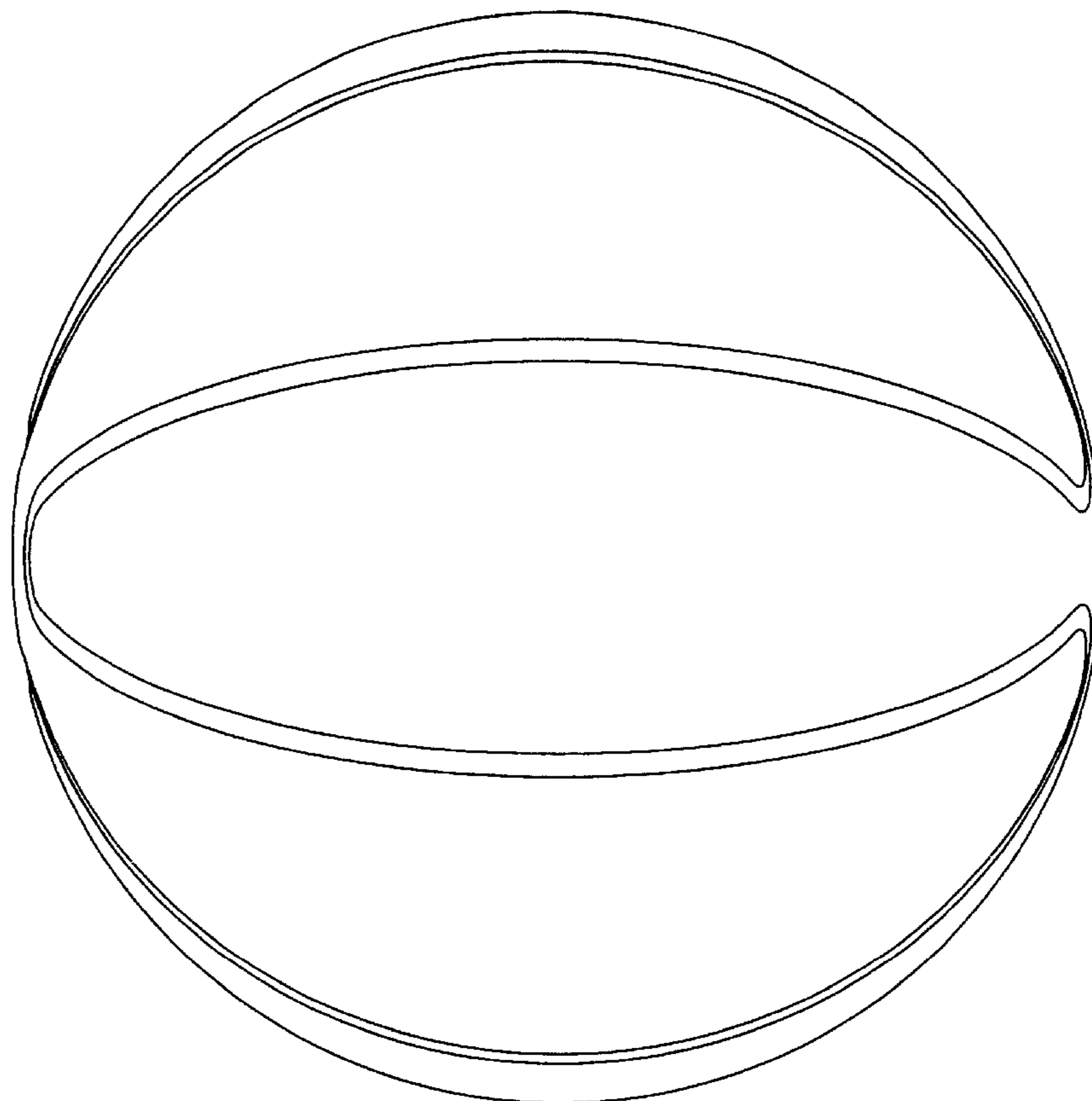
(57) **CLAIM**

The ornamental design for a basketball, as shown and described.

DESCRIPTION

FIG. 1 is a front elevational view of a basketball showing our new design;
FIG. 2 is a right elevational view thereof;
FIG. 3 is a rear elevational view thereof;
FIG. 4 is a left elevational view thereof;
FIG. 5 is a top plan view thereof;
FIG. 6 is a bottom plan view thereof; and,
FIG. 7 is a front right perspective view thereof.

1 Claim, 7 Drawing Sheets



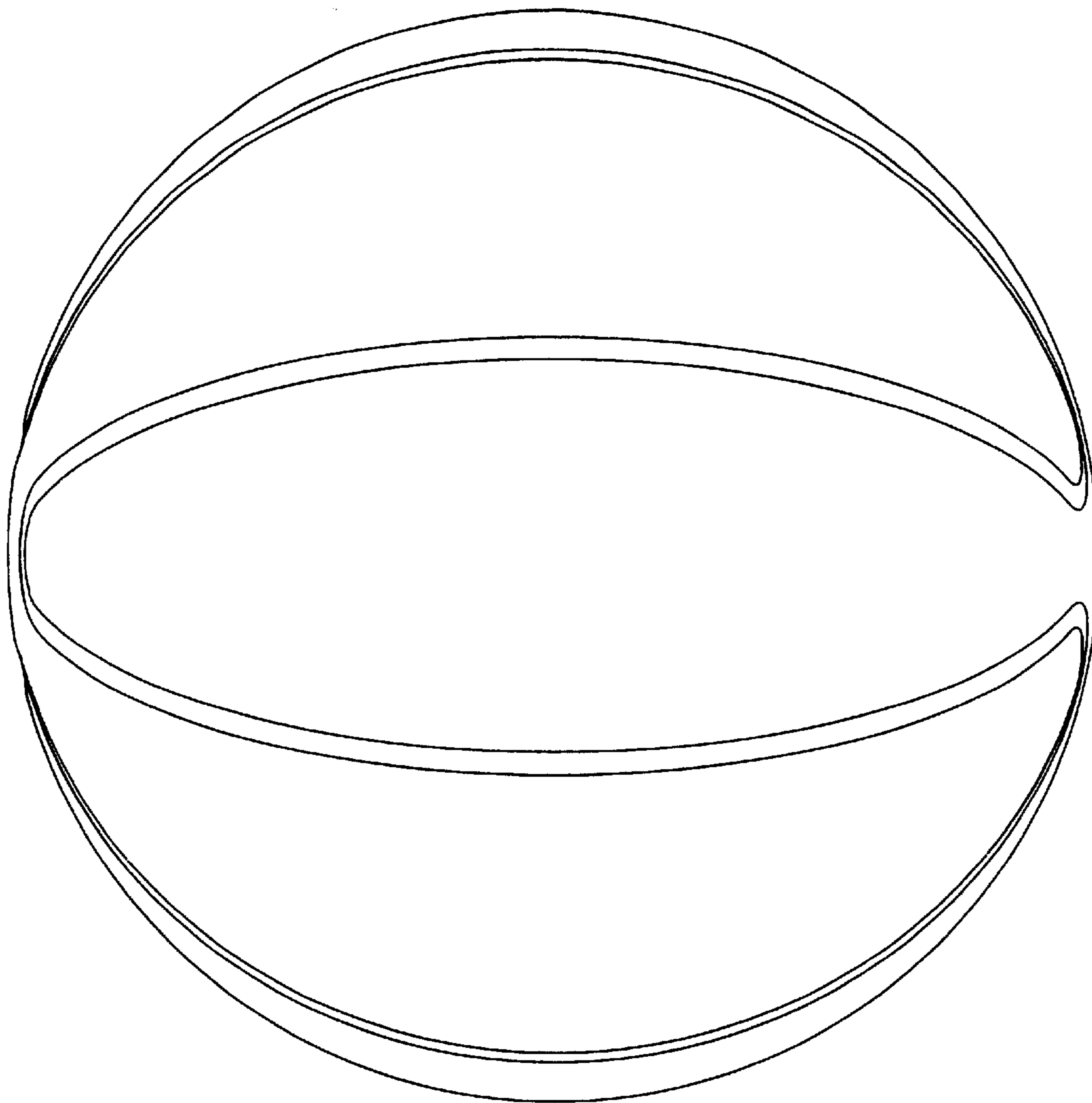


FIG. 1




FIG. 2

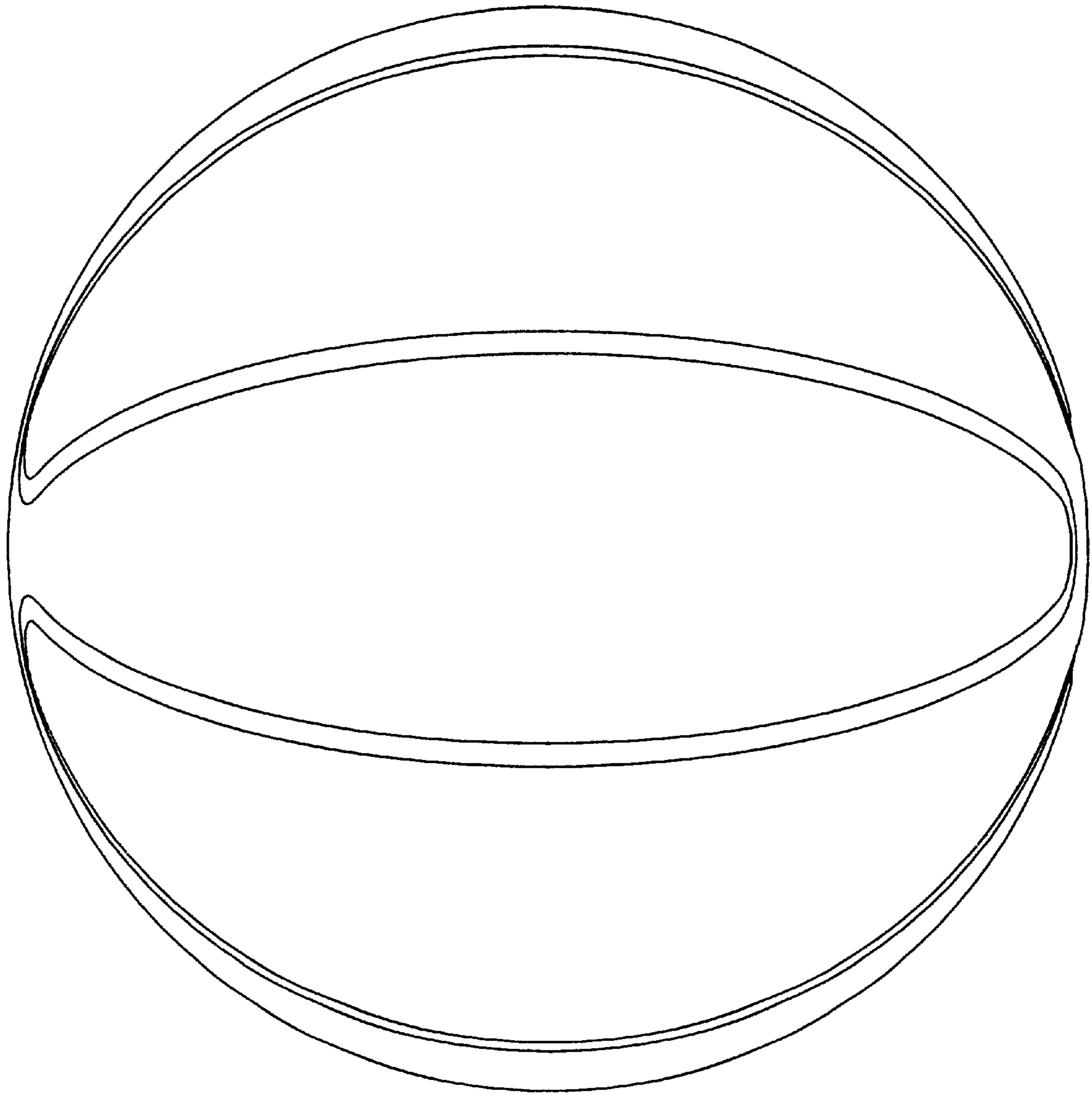


FIG. 3




FIG. 4

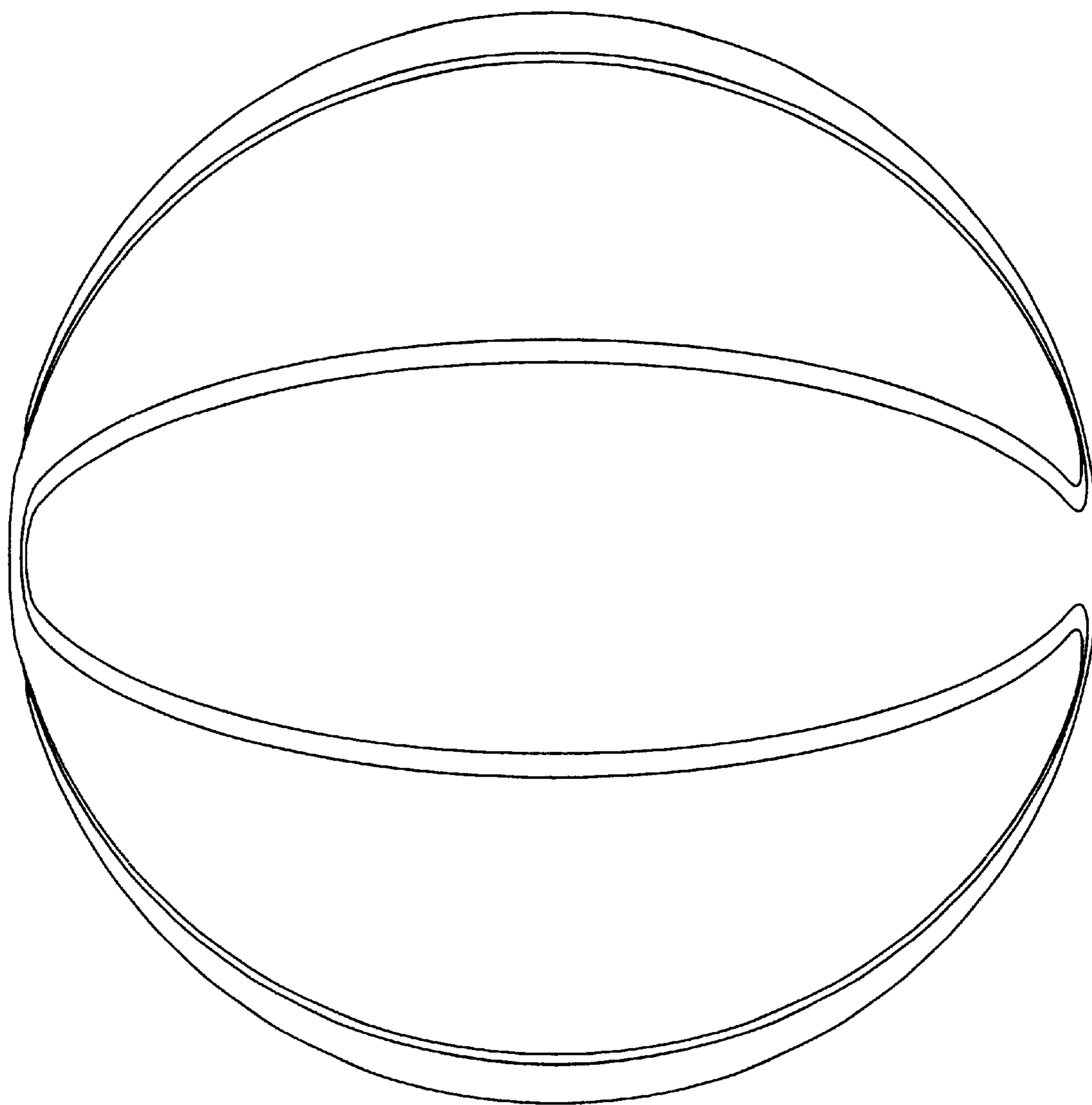


FIG. 5

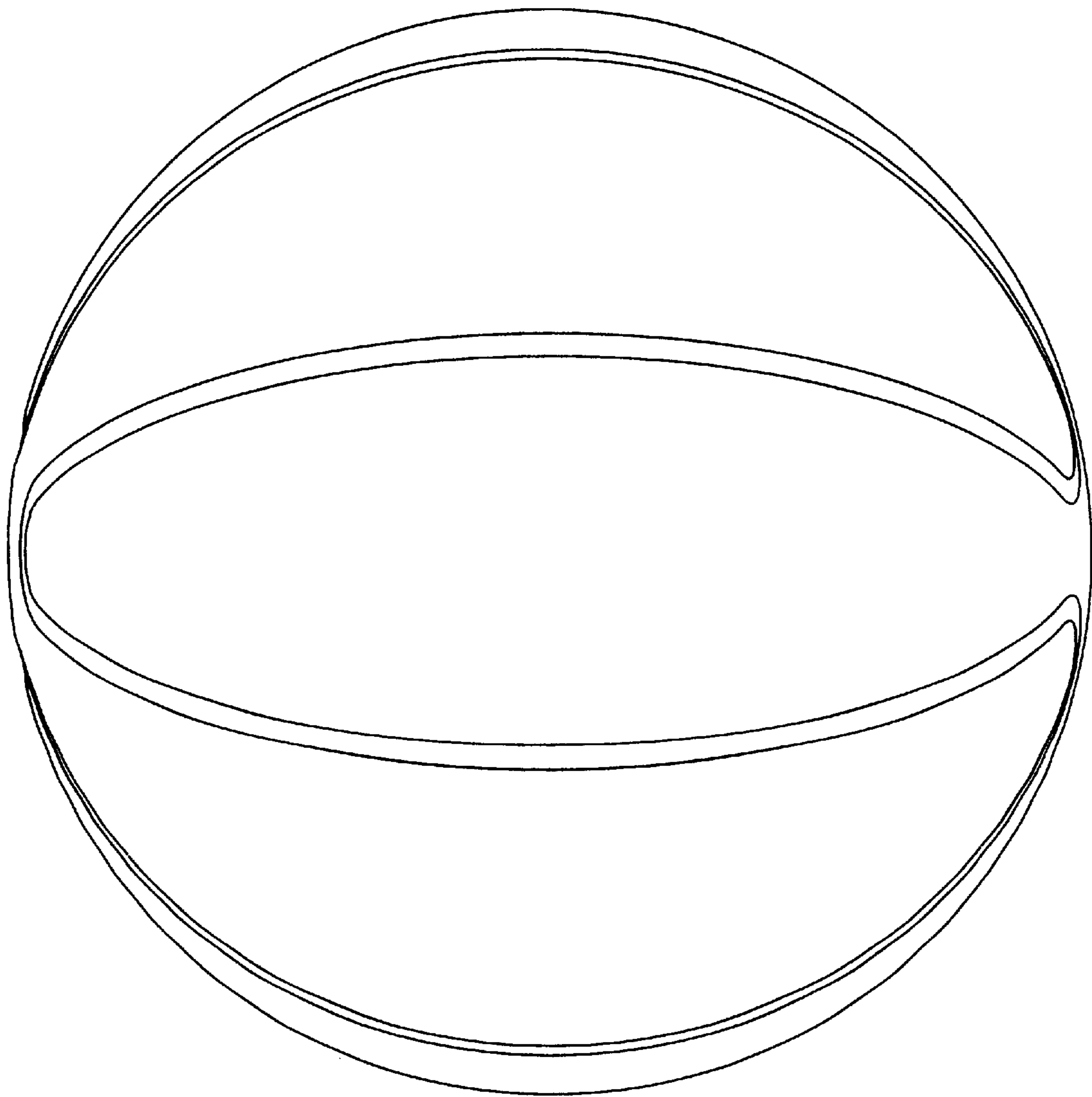


FIG. 6




FIG. 7