



US00D522594S

(12) **United States Design Patent**  
**Donahue et al.**

(10) **Patent No.:** **US D522,594 S**  
(45) **Date of Patent:** **\*\* Jun. 6, 2006**

(54) **ADJUSTABLE KETTLEBELL**

(76) Inventors: **Gregory J. Donahue**, 3009 Pleasant View Ave., Rockford, IL (US) 61108;  
**Joseph E. Gormley**, 3009 Pleasant View Ave., Rockford, IL (US) 61108

(\*\*) Term: **14 Years**

(21) Appl. No.: **29/215,094**

(22) Filed: **Oct. 13, 2004**

(51) **LOC (8) Cl.** ..... **21-02**

(52) **U.S. Cl.** ..... **D21/682**

(58) **Field of Classification Search** ..... D21/680–682;  
482/106, 108–109

See application file for complete search history.

(56) **References Cited**

**U.S. PATENT DOCUMENTS**

1,316,683	A	9/1919	Calvert	
1,422,888	A	7/1922	Reeves et al.	
1,672,944	A	6/1928	Jowett	
1,917,566	A	7/1933	Wood	
3,520,534	A *	7/1970	Bennett et al.	482/77
D268,437	S *	3/1983	Giordano	D21/682
4,431,185	A	2/1984	Cisneros	
4,743,017	A	5/1988	Jaeger	
4,768,780	A	9/1988	Hayes	
5,072,933	A	12/1991	Diodati	
6,387,021	B1	5/2002	Miller, Jr.	
6,436,016	B1	8/2002	Valentino	
D481,771	S	11/2003	Anderson	
D502,747	S *	3/2005	Anderson	D21/680
2003/0060346	A1 *	3/2003	Wu	482/108

**OTHER PUBLICATIONS**

Power Max Kettlebells, Set of Three (on 1 sheet)—www.onlinesports.com/pages/I,GIA-TA4100.html, Oct. 19, 2003. Downloaded through www.webarchive.com.\*

10" Kettlebell—Standard Handle, 10" Kettlebell—2" Handle and Big Steel Wrap, “Polished Finish . . . ” (on 2 sheets)—www.bigsteel.iwarp.com/Equipment/Kettlebells—... Downloaded Oct. 21, 2005.\*

Ironhorse Kettlebells Model SSKBOV, The IronHorse Website—Home of Piedmont Design Associates, p. 1, Mauldin, South Carolina, USA.

Kettle Bell Handle For Standard Plates, Kettle Bell Handle website, p. 1, New York Barbell Of Elmira Corp., USA.

\* cited by examiner

*Primary Examiner*—Philip S. Hyder

*Assistant Examiner*—RoseLynne Ulm

(74) *Attorney, Agent, or Firm*—Andrus, Scales, Starke & Sawall, LLP

(57) **CLAIM**

The ornamental design for an adjustable kettlebell, as shown and described.

**DESCRIPTION**

FIG. 1 is a perspective view of an adjustable kettlebell showing our new ornamental design;


FIG. 2 is a front view of the adjustable kettlebell shown in FIG. 1; the rear view is a mirror image;

FIG. 3 is a view of the adjustable kettlebell taken from either the right side or the left side of FIG. 2;

FIG. 4 is a top view of the adjustable kettlebell shown in FIG. 1; and,

FIG. 5 is a bottom view of the adjustable kettlebell shown in FIG. 1.

**1 Claim, 5 Drawing Sheets**






FIG. 1

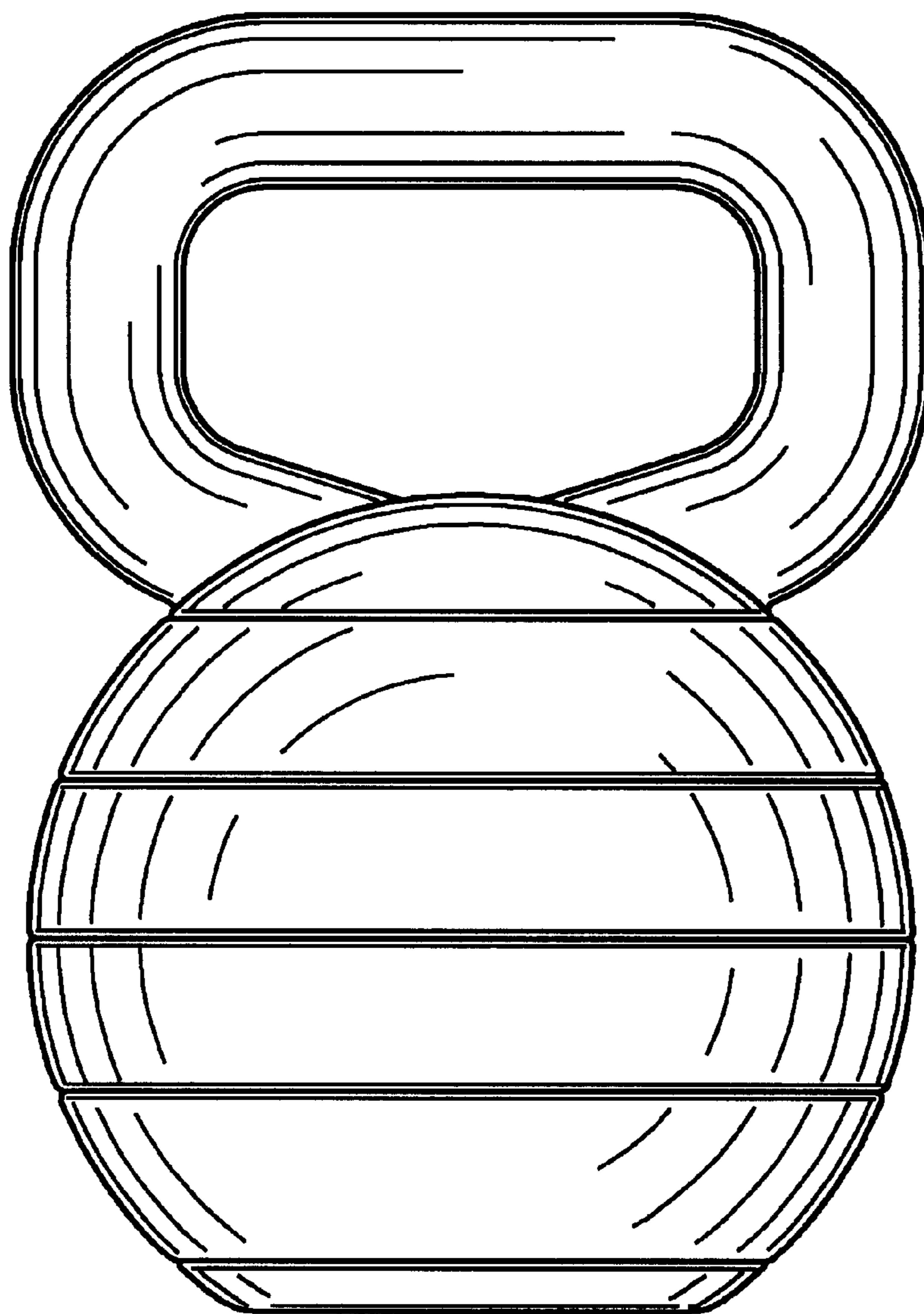


FIG. 2

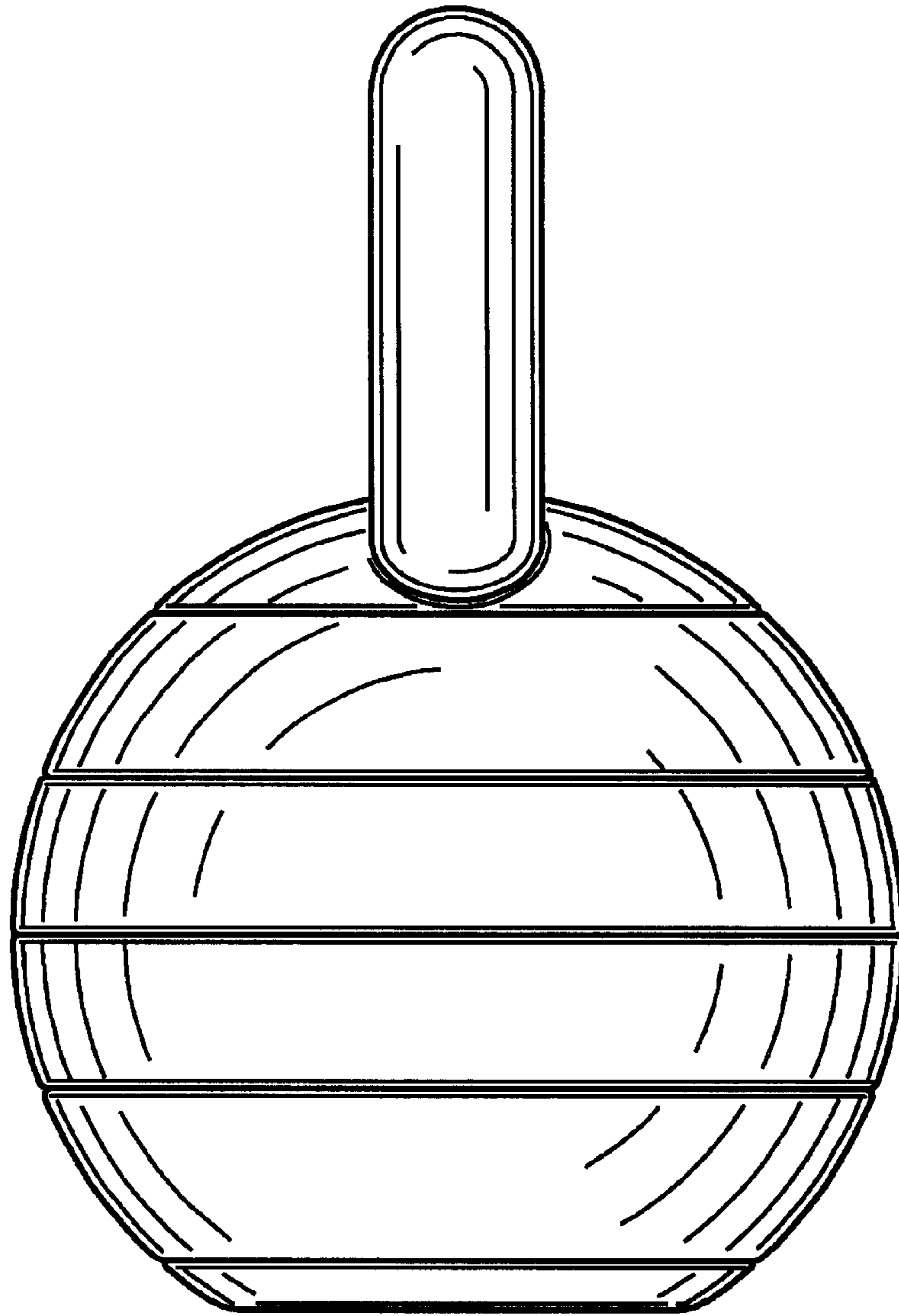


FIG. 3

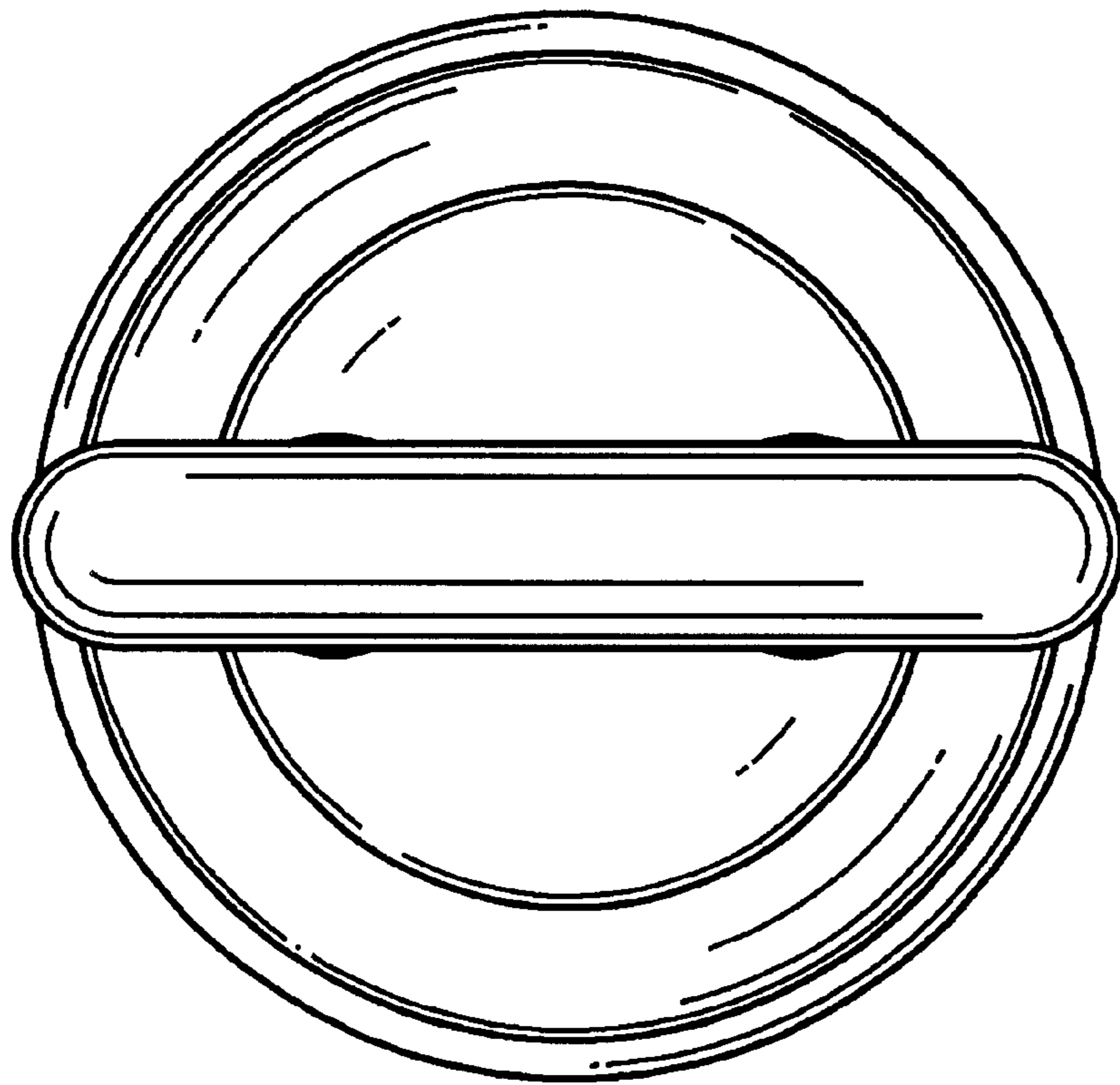


FIG. 4

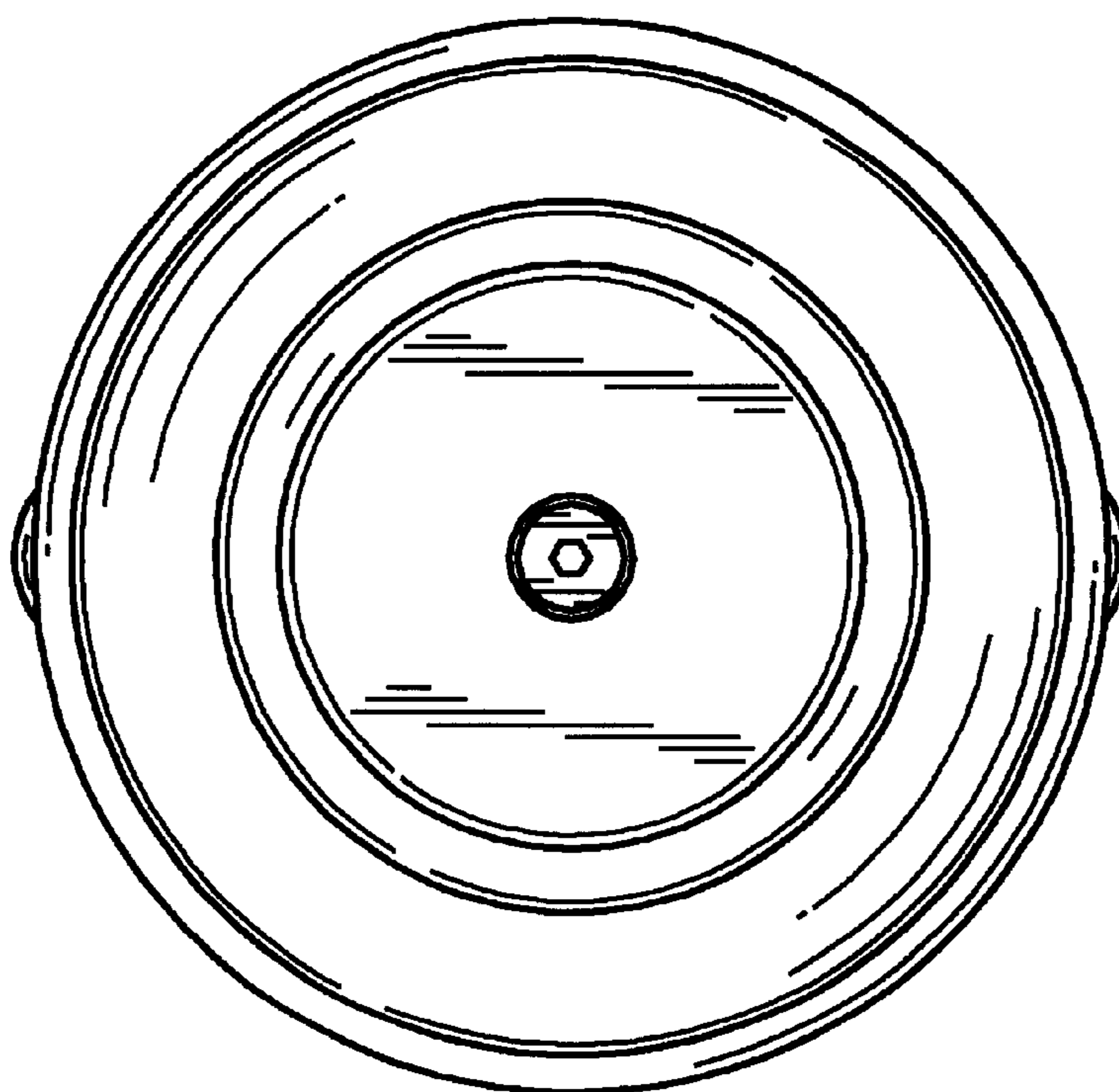


FIG. 5