

US00D522563S

(12) **United States Design Patent**  
**Lawrence et al.**

(10) **Patent No.:** **US D522,563 S**

(45) **Date of Patent:** **\*\* Jun. 6, 2006**

(54) **EYEGLASSES VISOR AND CASE**

6,275,992 B1 \* 8/2001 Bondy ..... 2/10  
D450,746 S \* 11/2001 Johnson ..... D16/340  
D484,692 S \* 1/2004 Lane ..... D3/265

(76) Inventors: **Richard Lawrence**, P.O. Box 58126,  
St. Petersburg, FL (US) 33715; **Isabel  
Clare Lawrence**, PO Box 58126, St.  
Petersburg, FL (US) 33715

\* cited by examiner

*Primary Examiner*—Raphael Barkai  
*Assistant Examiner*—Randall H. Gholson

(\*\*) Term: **14 Years**

(57) **CLAIM**

(21) Appl. No.: **29/202,932**

The ornamental design for an eyeglasses visor and case, as shown and described.

(22) Filed: **Apr. 7, 2004**

(51) **LOC (8) Cl.** ..... **16-06**

(52) **U.S. Cl.** ..... **D16/340; D16/330**

(58) **Field of Classification Search** ..... D16/300,  
D16/310, 330, 340; D2/865, 868, 869, 876,  
D2/879, 882, 872, 893; D29/109; 2/10, 12,  
2/13, 15, 209.13; 351/41, 44, 158; 206/5,  
206/6, 6.5; D3/265, 266, 269, 219, 226, 247,  
D3/249, 251, 252, 253, 263, 264, 267, 268,  
D3/234

See application file for complete search history.

**DESCRIPTION**

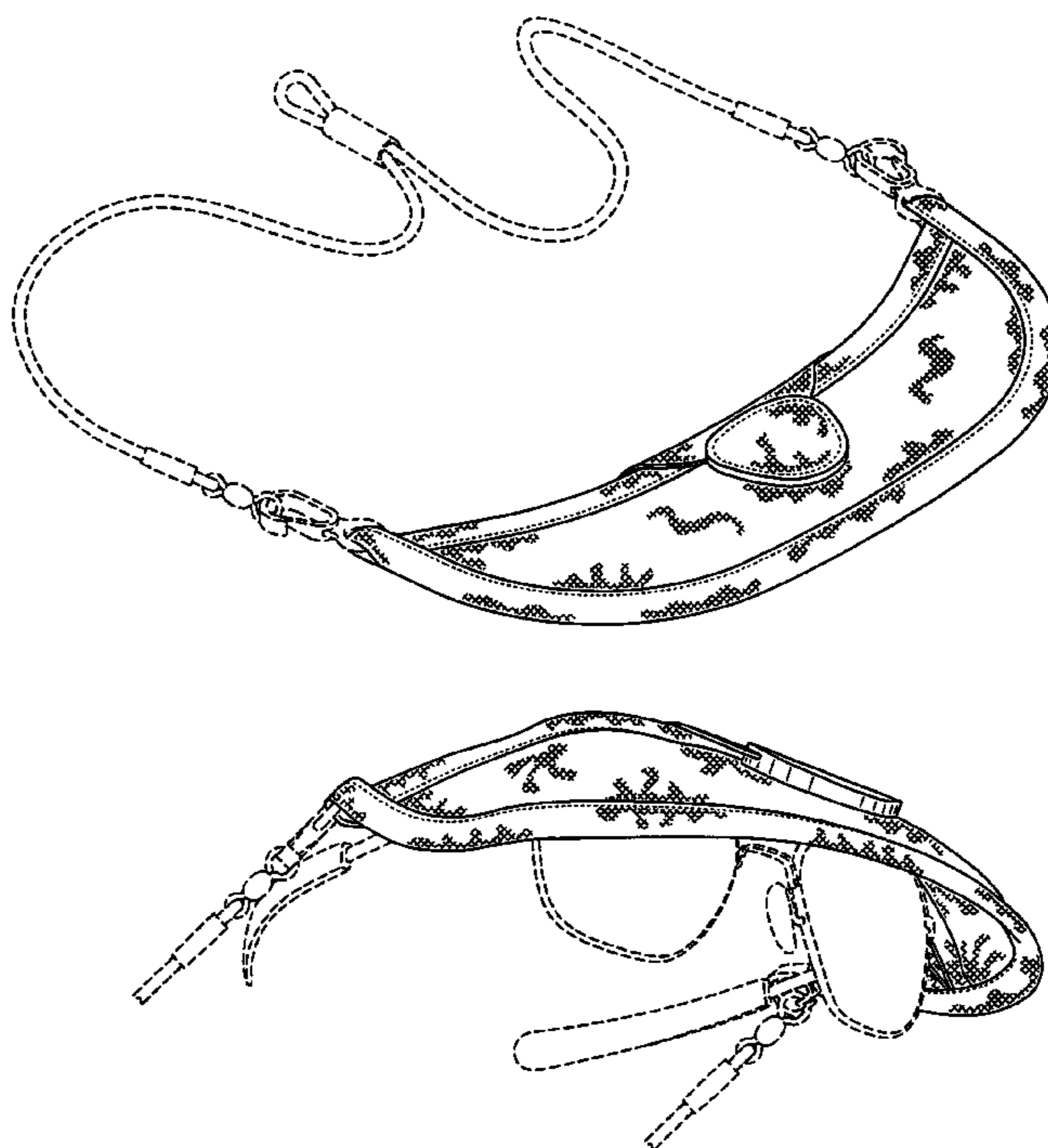
FIG. 1 is a front elevational view of the eyeglasses visor and case with unclaimed neck string embodying the new design; FIG. 2 is a top elevational view thereof; FIG. 3 is a bottom plan view of the eyeglasses visor and case; FIGS. 4–6 are side, front, and back views thereof; FIG. 7 is a bottom view of the eyeglasses visor and case; FIG. 8 is a bottom view thereof with the top-positioned protective flap in a released position; FIG. 9 is a front perspective view thereof depicting unclaimed eyeglasses positioned within the eyeglasses visor and case; FIG. 10 is a rear perspective view thereof depicting unclaimed eyeglasses positioned within the eyeglasses visor; and, FIG. 11 is a bottom view thereof depicting unclaimed eyeglasses in a closed position in the eyeglasses case. The broken line showing of eyeglasses and neck straps is for illustrative purposes only and forms no part of the claimed design.

(56) **References Cited**

**U.S. PATENT DOCUMENTS**

- 2,106,615 A \* 1/1938 Maurer ..... 2/12
- 2,620,472 A \* 12/1952 Abrahamson et al. .... 2/13
- 4,606,453 A \* 8/1986 Burns ..... 206/5
- 5,113,529 A \* 5/1992 Carr ..... 2/13
- 5,299,682 A \* 4/1994 Tatar ..... 206/5
- D349,403 S \* 8/1994 Cereda ..... D3/266
- 5,553,321 A \* 9/1996 Cassel ..... 2/13
- 5,593,024 A \* 1/1997 Seiler ..... 206/5
- 5,687,837 A \* 11/1997 Seiler ..... 206/5
- 5,913,416 A \* 6/1999 Rothan ..... 206/5

**1 Claim, 9 Drawing Sheets**



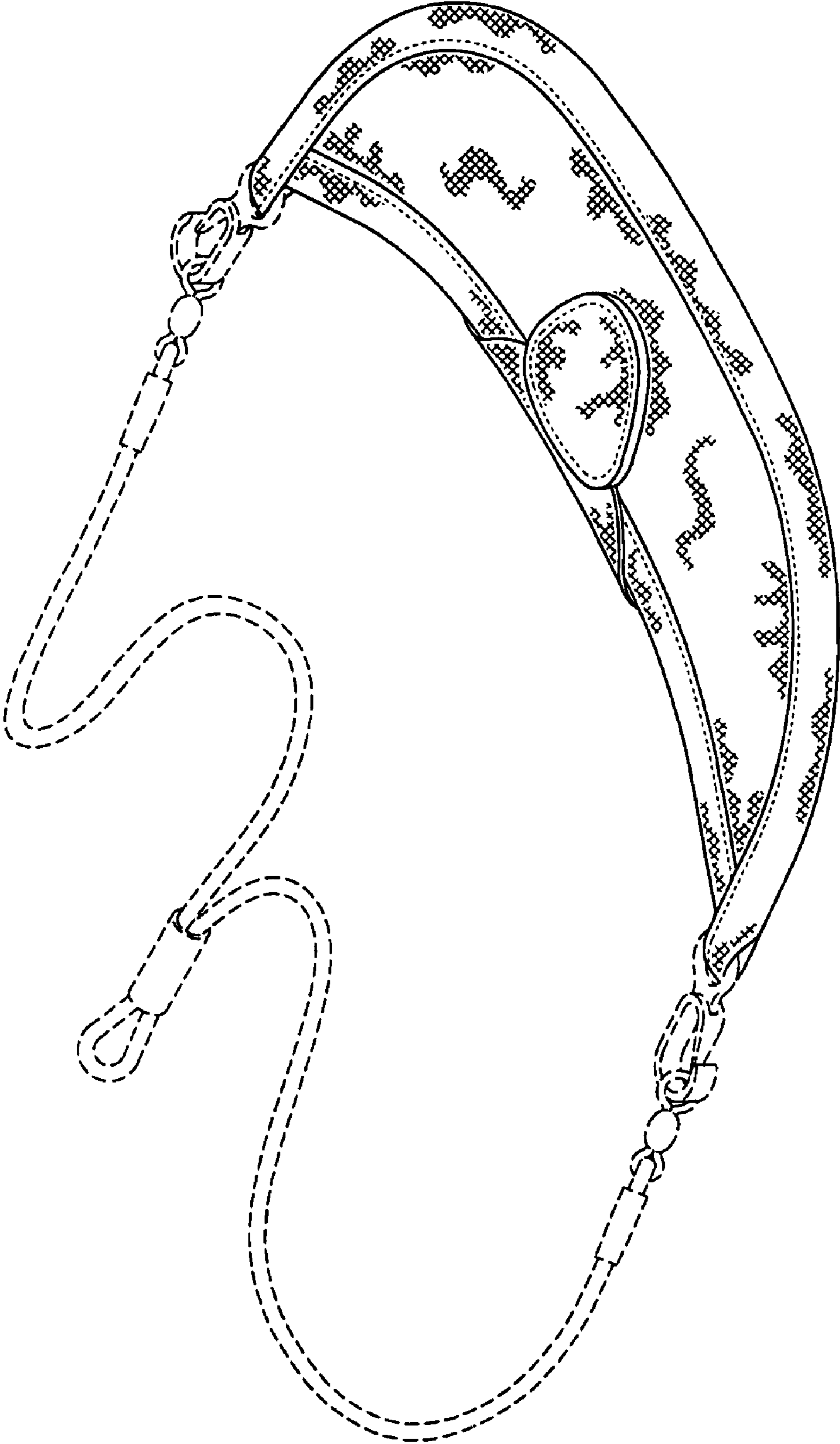


FIG. 1

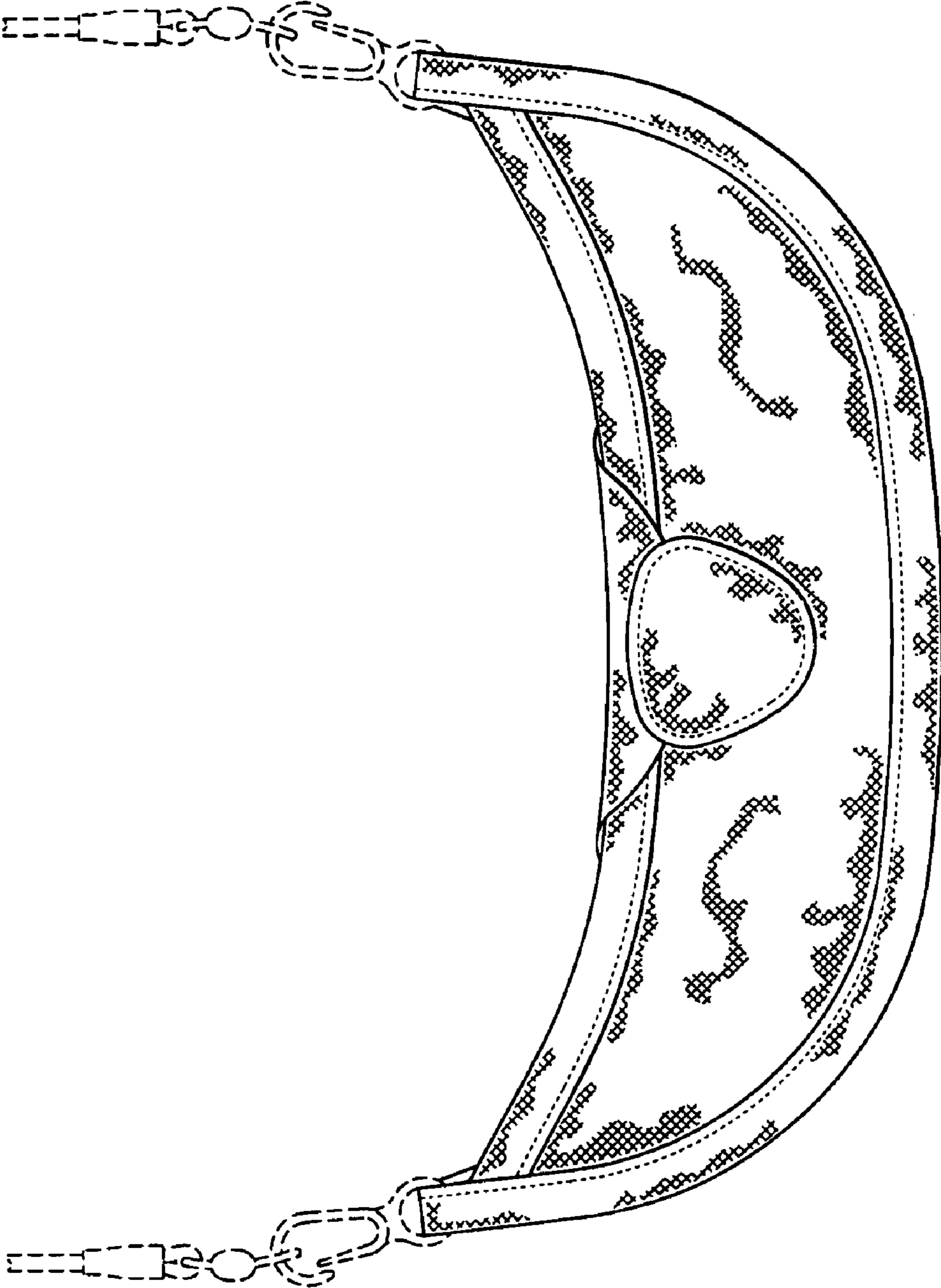


FIG. 2




FIG. 3



FIG. 4



FIG. 5



FIG. 6




FIG. 7

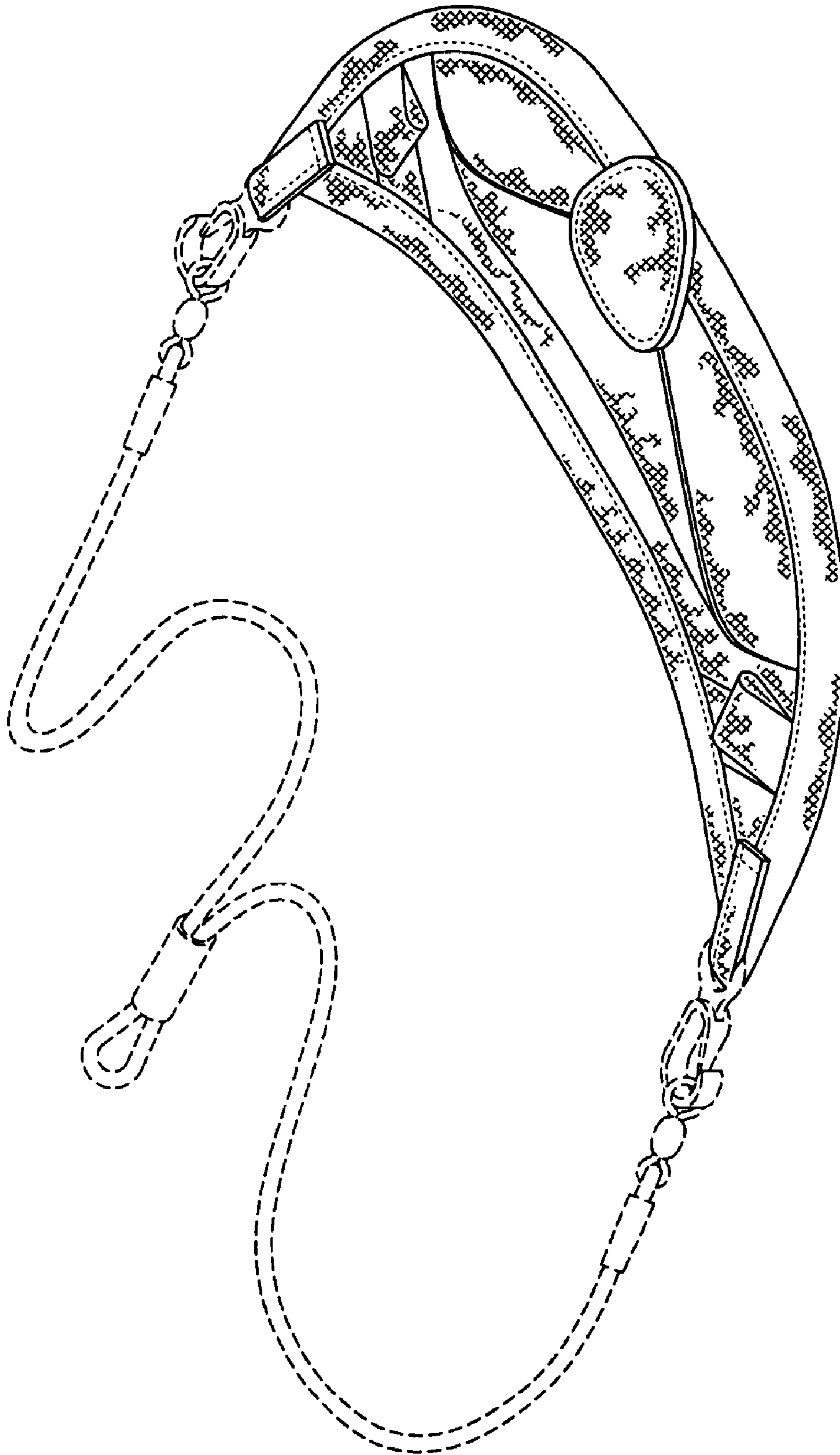


FIG. 8

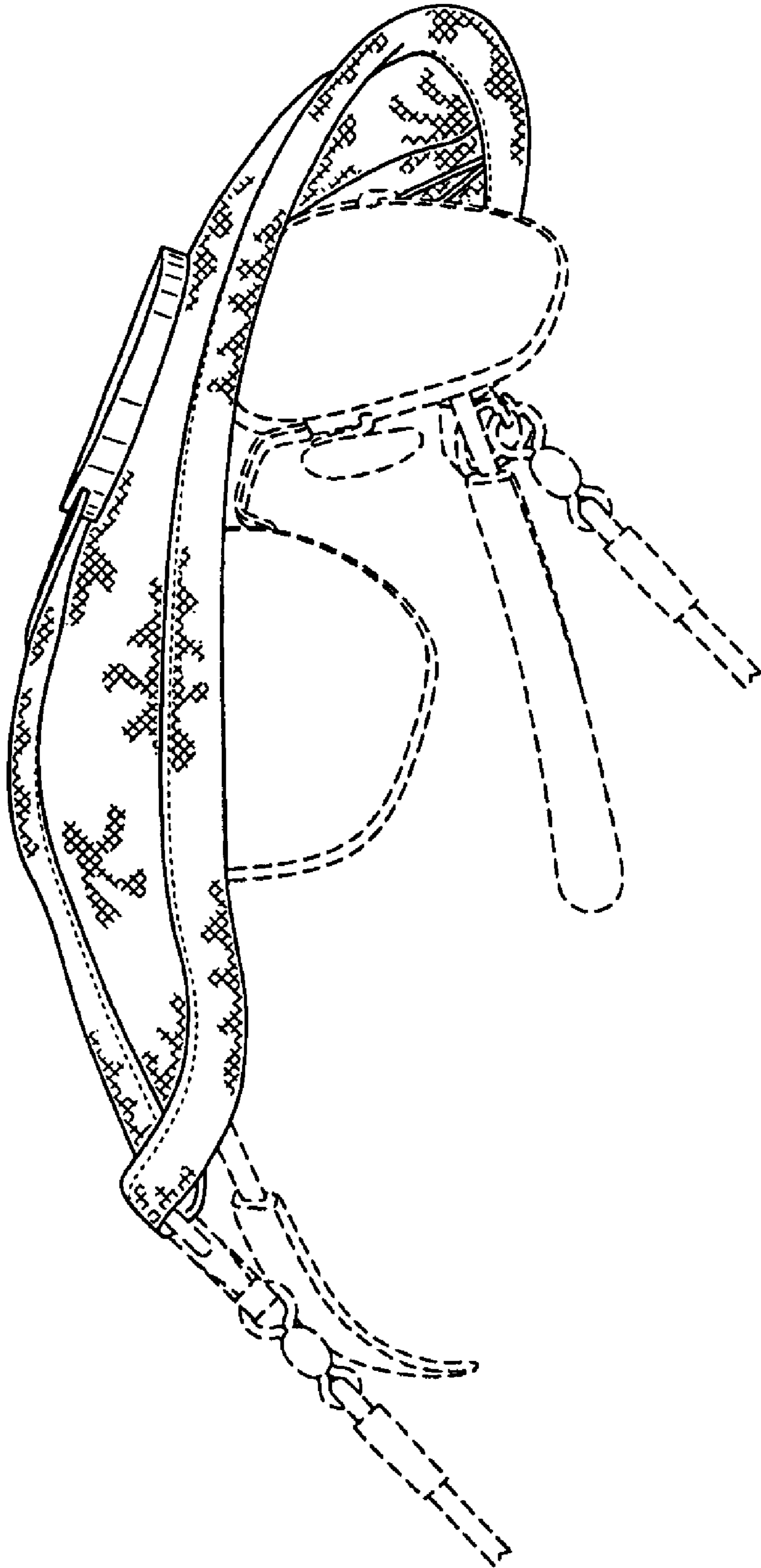


FIG. 9



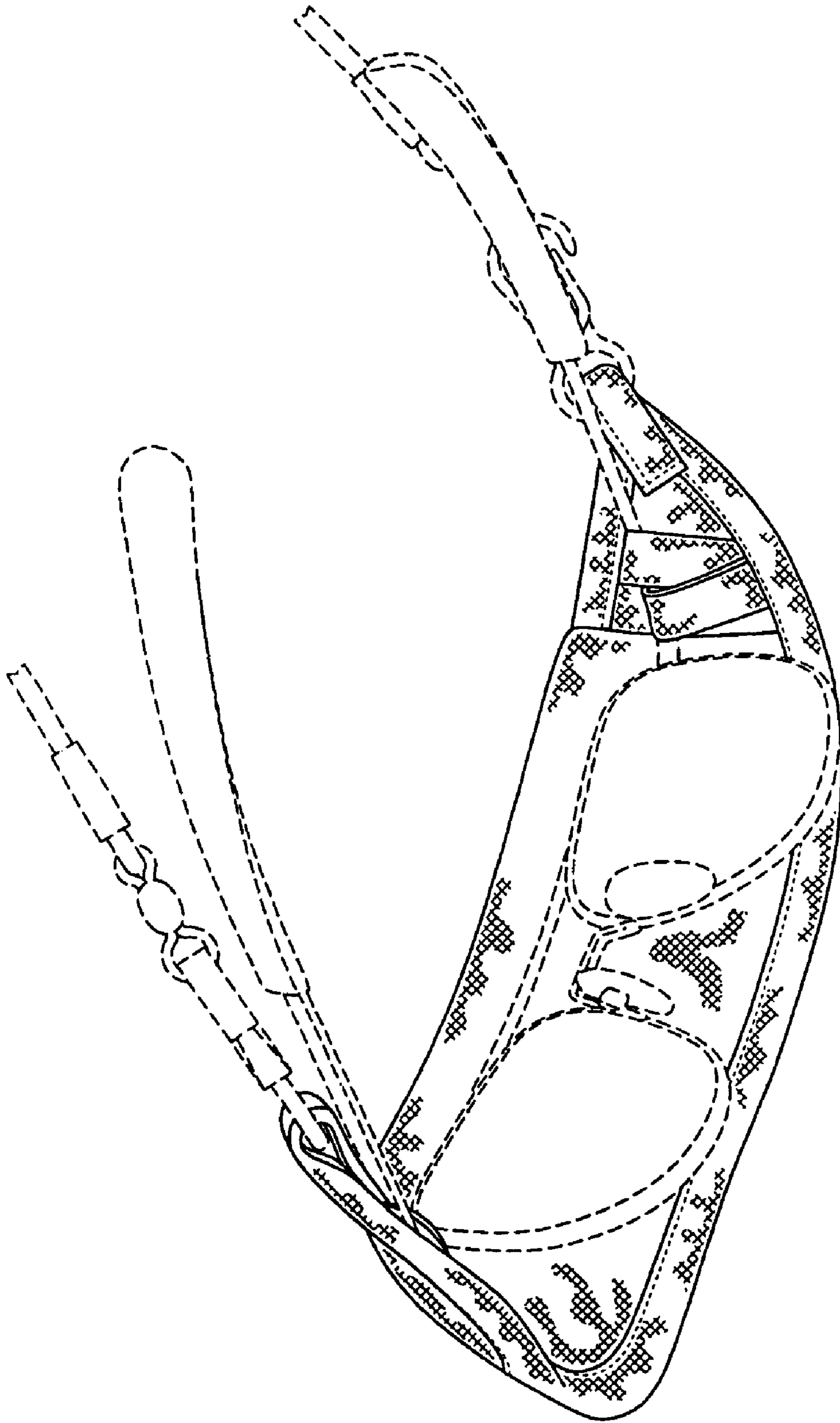


FIG. 10

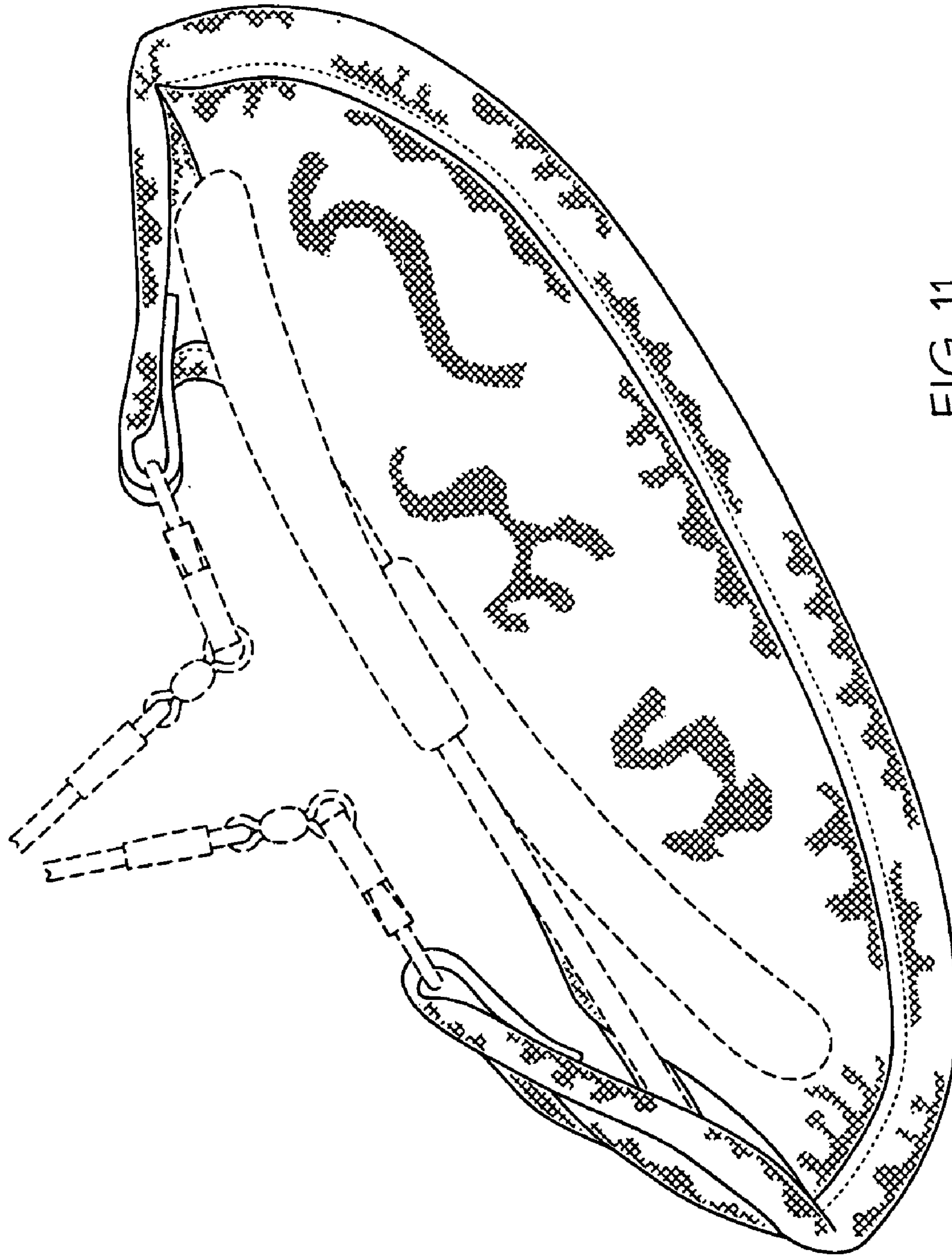


FIG. 11