



US00D522535S

(12) **United States Design Patent**
Hammar et al.

(10) **Patent No.:** **US D522,535 S**
(45) **Date of Patent:** **** Jun. 6, 2006**

(54) **SIDECUTTER**

(75) Inventors: **Jeremy R. Hammar**, Metamora, IL (US); **Brian B. Umbach**, Peoria, IL (US)

(73) Assignee: **Caterpillar Inc.**, Peoria, IL (US)

(**) Term: **14 Years**

(21) Appl. No.: **29/224,014**

(22) Filed: **Feb. 23, 2005**

(51) **LOC (8) Cl.** **15-03**

(52) **U.S. Cl.** **D15/29**

(58) **Field of Classification Search** D15/21, D15/28, 29; 172/751, 684.5, 699, 713, 719, 172/765, 772.5; 37/448, 903, 442-444, 411, 37/446, 450; 111/109, 123, 152, 188, 195-197
See application file for complete search history.

(56) **References Cited**

U.S. PATENT DOCUMENTS

3,089,261	A	5/1963	Flath	
3,724,899	A	4/1973	Clark	
3,748,762	A	7/1973	Tarrant	
3,792,539	A	2/1974	Clark	
3,805,422	A	4/1974	Stepe	
3,967,398	A *	7/1976	Stepe	37/448
D245,780	S *	9/1977	Dahlberg et al.	D15/32
D246,176	S *	10/1977	Dahlberg et al.	D15/32
D274,523	S *	7/1984	Nja	D15/11
D284,010	S *	5/1986	Voyce	D15/29
D313,804	S *	1/1991	Anderson	D15/29
D322,793	S *	12/1991	Anderson	D15/29
D326,460	S *	5/1992	Anderson	D15/29
5,119,888	A *	6/1992	Hall	172/699
5,253,449	A	10/1993	Webb et al.	
5,415,236	A *	5/1995	Williams	172/699

OTHER PUBLICATIONS

GET99-26, "Two Piece Sidebar Protectors and Heavy Duty Sidecutters Available for the 300 Family Excavators E, F & G Linkage Buckets," Caterpillar Inc., Oct., 1999, 5 pages.

GET97-23, "Heavy Duty Sidecutters and Sidebar Protectors for 345B & 350 Buckets," Caterpillar Inc., Jun., 1997, 5 pages.

Four (4) photos of a sidecutter produced by Central Fabrications and known to be on-sale in the U.S. before Feb., 20. "Blade Type Sidecutters," Infobyg V 0.2, No. 108, BYG, Sep., 2003, 1 page.

"Caterpillar Style Sidecutter," Getco Ltd., Oct., 2003, 1 page.

"Hitachi Style Sidecutter," Getco Ltd., Oct., 2003, 1 page.

"Replacement Wear Parts for Caterpillar Machinery," Hensley Industries, Inc., 2003, pp. 71-72.

Four (4) photos of a sidecutter produced by Central Fabrications and known to be on-sale in the U.S. before Feb. 2005.

"A full line of excavator buckets," JRB Company, Inc., a publication known to be distributed and available in the U.S. before Feb. 2005, 2 pp.

* cited by examiner

Primary Examiner—Stella Reid

Assistant Examiner—Mark Goodwin

(74) *Attorney, Agent, or Firm*—Andrew J. Ririe

(57) **CLAIM**

The ornamental design for a sidecutter, as shown and described.

DESCRIPTION

FIG. 1 is an outside surface view of a sidecutter showing our new design;

FIG. 2 is a top view thereof;

FIG. 3 is an inside surface view thereof;

FIG. 4 is a bottom view thereof taken in the direction of the arrows 4-4 on FIG. 3;

FIG. 5 is a front view thereof;

FIG. 6 is a rear view thereof;

FIG. 7 is an outside perspective view thereof; and,

FIG. 8 is an inside perspective view thereof.

All broken lines shown on the surfaces of FIGS. 2, 3, 4, and 8 are for illustrative purposes only and form no part of the claimed design.

1 Claim, 5 Drawing Sheets




FIG. 1.

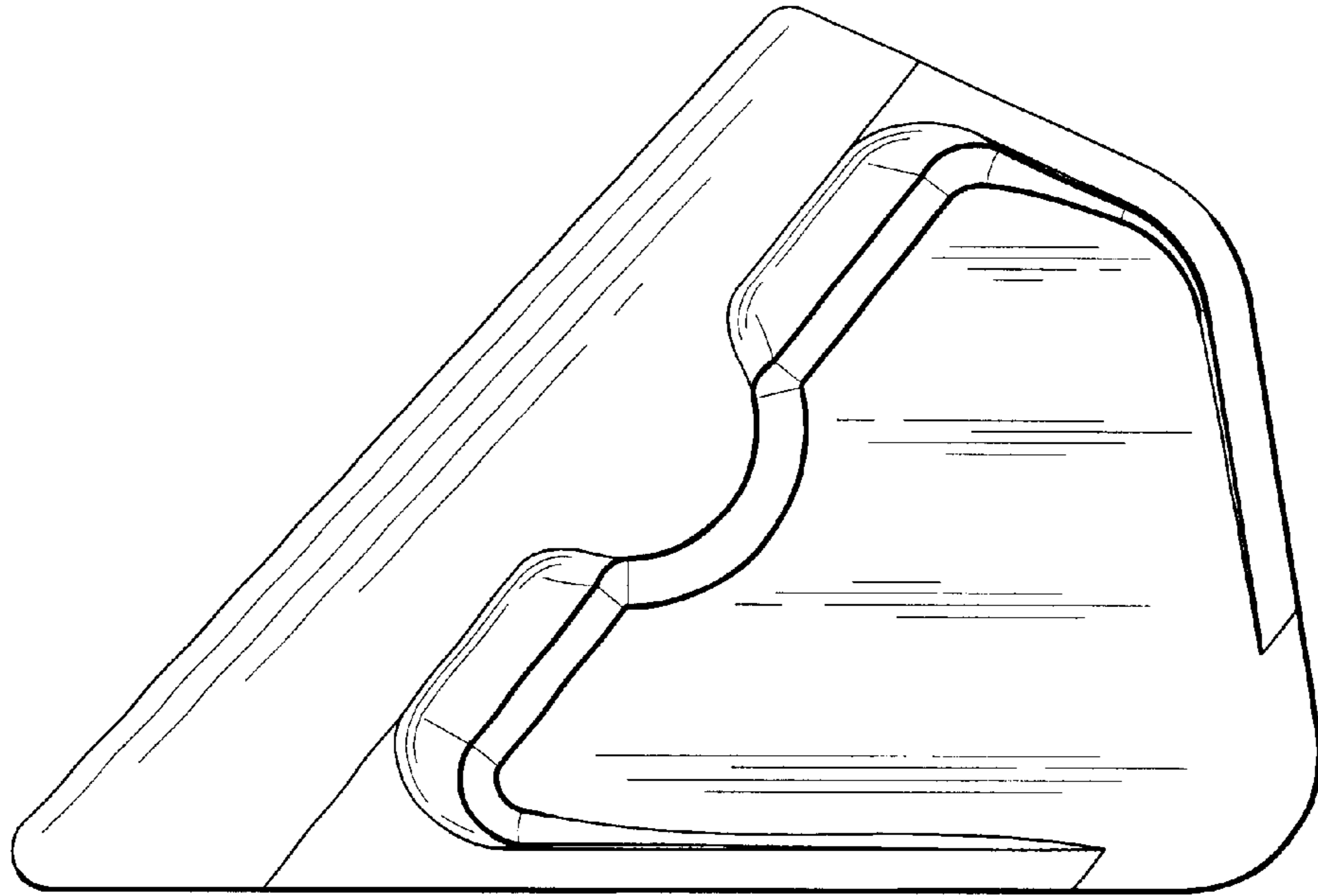


FIG. 2.




FIG. 3.

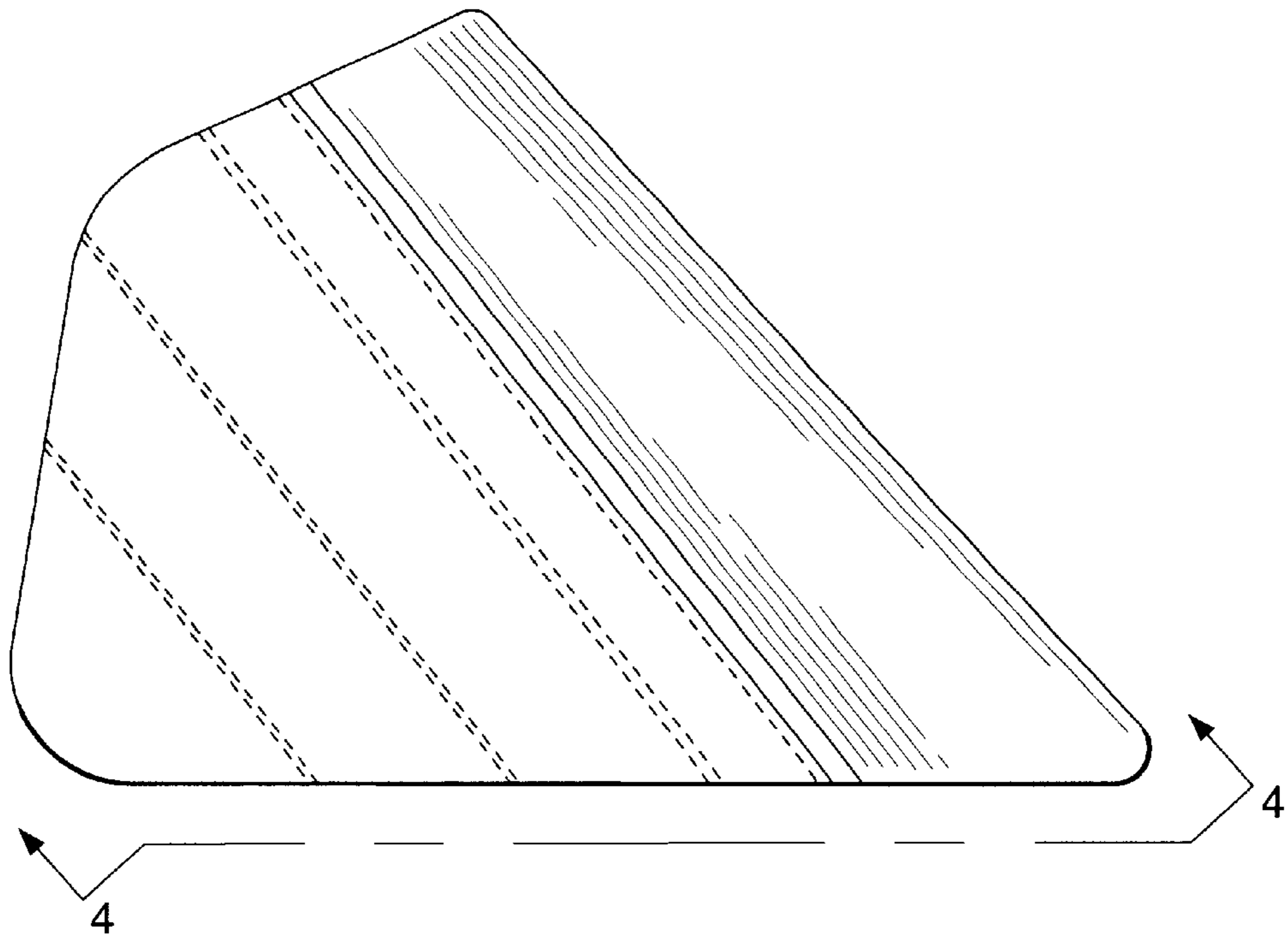


FIG. 4.

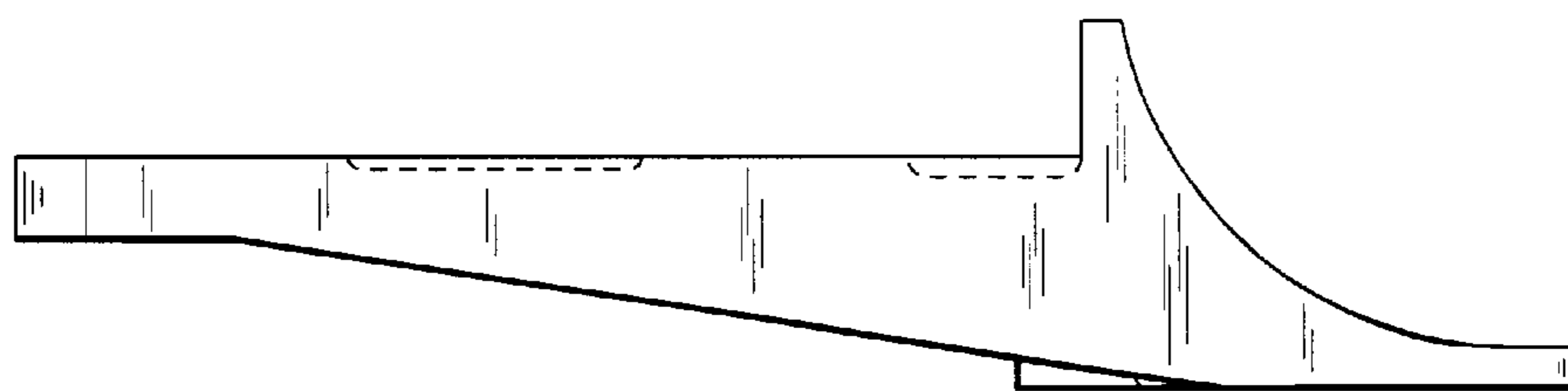


FIG. 5.




FIG. 6.

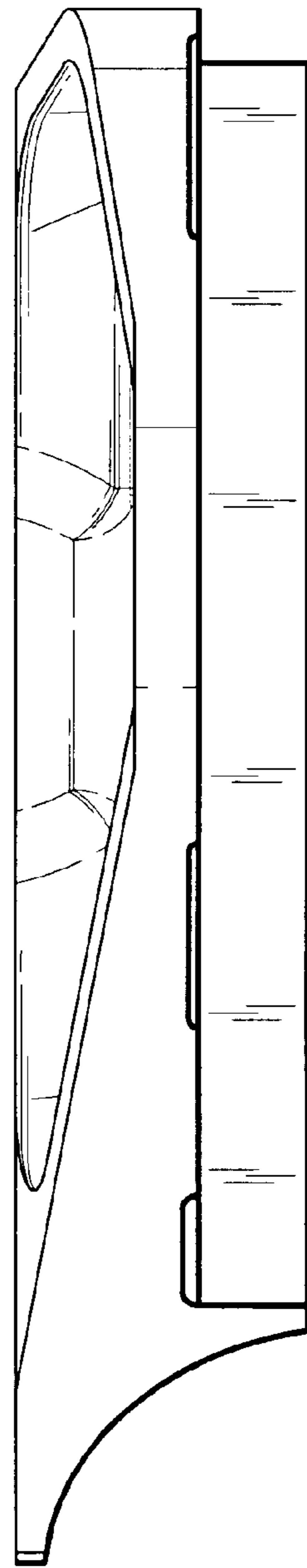


FIG. 7.




FIG. 8.

