



US00D522527S

(12) **United States Design Patent**
Hone et al.

(10) **Patent No.:** **US D522,527 S**
(45) **Date of Patent:** **** Jun. 6, 2006**

- (54) **TRANSITIONAL IMAGE FOR A PORTION OF A DISPLAY SCREEN**
 - (75) Inventors: **Michael Hone**, Seattle, WA (US);
Shawna J. Davis, Seattle, WA (US);
Tobiasz A. Zielinski, Redmond, WA (US)
 - (73) Assignee: **Microsoft Corporation**, Redmond, WA (US)
 - (**) Term: **14 Years**
 - (21) Appl. No.: **29/215,604**
 - (22) Filed: **Oct. 22, 2004**
 - (51) **LOC (8) Cl.** **14-04**
 - (52) **U.S. Cl.** **D14/488**
 - (58) **Field of Classification Search** D14/485-95;
D18/24-33; D19/6; D20/11; D21/324-33;
715/700-866
- See application file for complete search history.

- D462,076 S * 8/2002 Robbin et al. D14/486
- D467,252 S * 12/2002 Lee D14/486
- D473,236 S * 4/2003 Robbin et al. D14/486
- D476,015 S 6/2003 Ombao et al.
- D478,595 S 8/2003 Istvan et al.
- D492,691 S * 7/2004 Kortis D14/486
- D492,694 S * 7/2004 Kates et al. D14/486
- D500,765 S * 1/2005 Wasko D14/486
- 2004/0135809 A1 7/2004 Lehman

* cited by examiner

Primary Examiner—M. H. Tung

(74) *Attorney, Agent, or Firm*—Banner & Witcoff, Ltd.

(57) **CLAIM**

The ornamental design for a transitional image for a portion of a display screen, as shown and described.

DESCRIPTION

FIG. 1 is a front view of the first image of a transitional image for a portion of a display screen showing our new design; and,

FIG. 2 is a front view of the second image thereof.

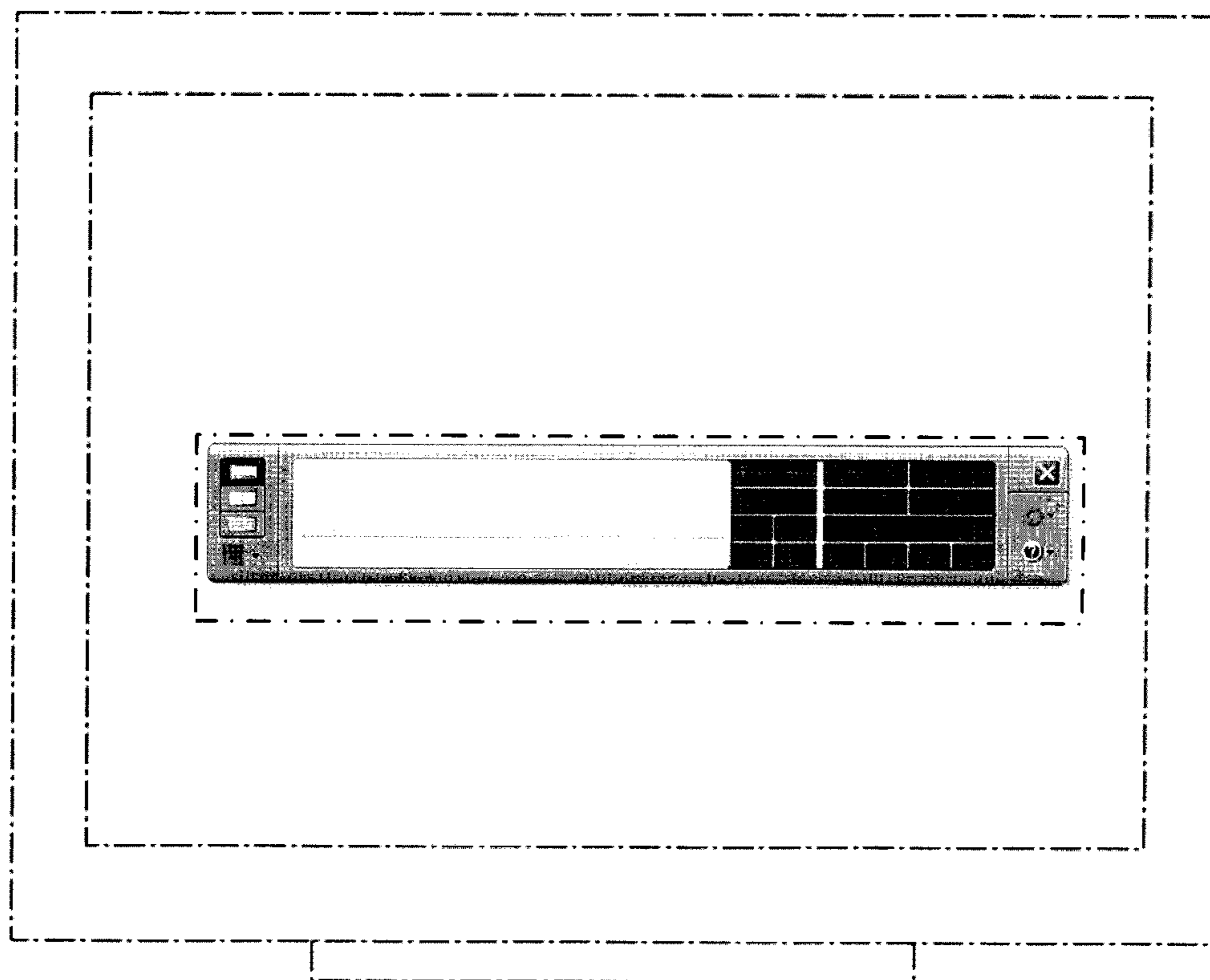
The appearance of the image transitions sequentially between the images shown in FIGS. 1-2. The process or period in which the first image transitions to the other forms no part of the claimed design. The broken line drawing of a display screen is for illustrative purposes only and forms no part of the claimed design.

(56) **References Cited**

U.S. PATENT DOCUMENTS

- D393,457 S * 4/1998 Nay D14/487
- D418,122 S * 12/1999 Coleman D14/489
- D437,858 S 2/2001 Yasui et al.
- D443,597 S * 6/2001 Coleman D14/486
- D454,139 S 3/2002 Feldcamp

1 Claim, 2 Drawing Sheets



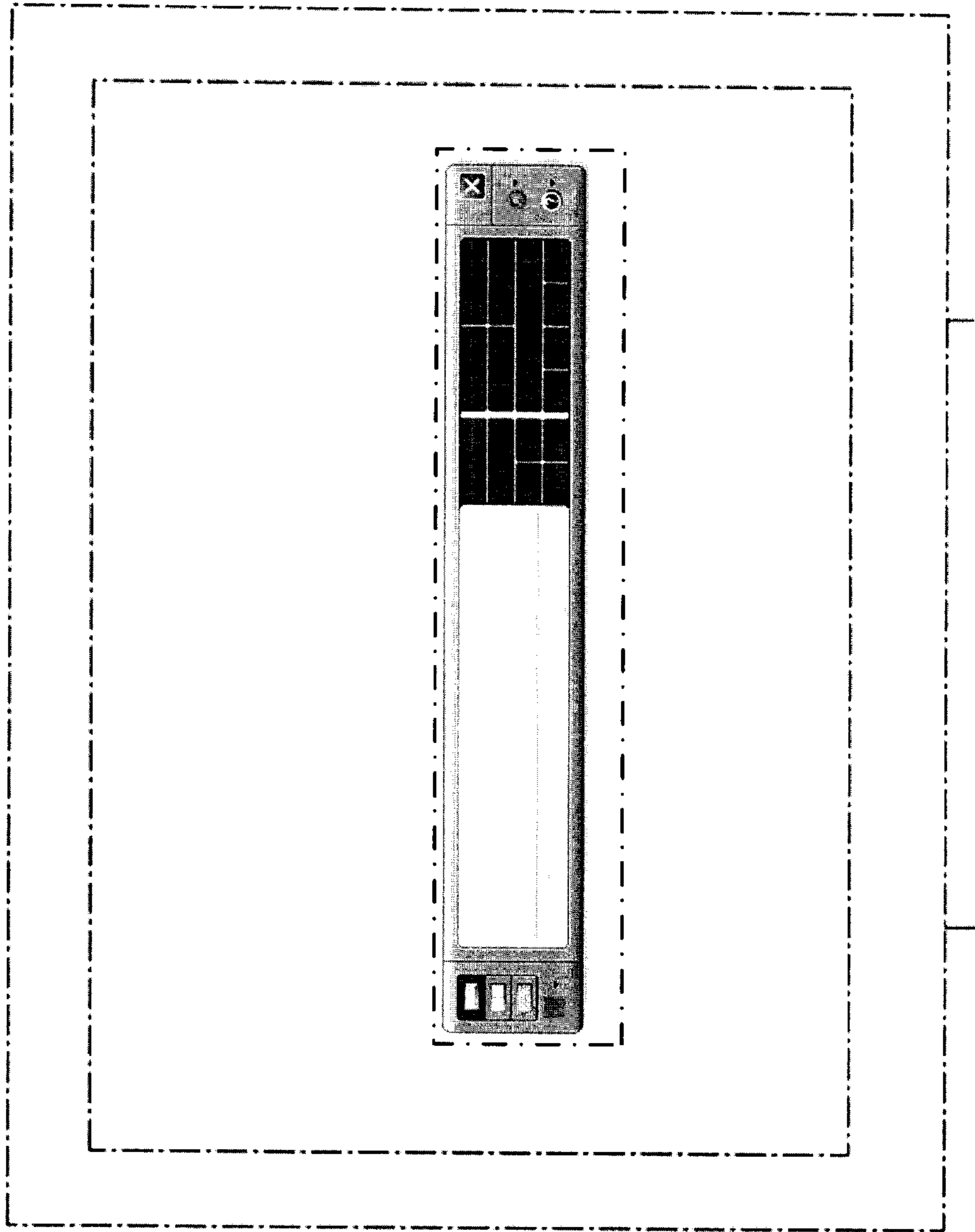


FIG. 1

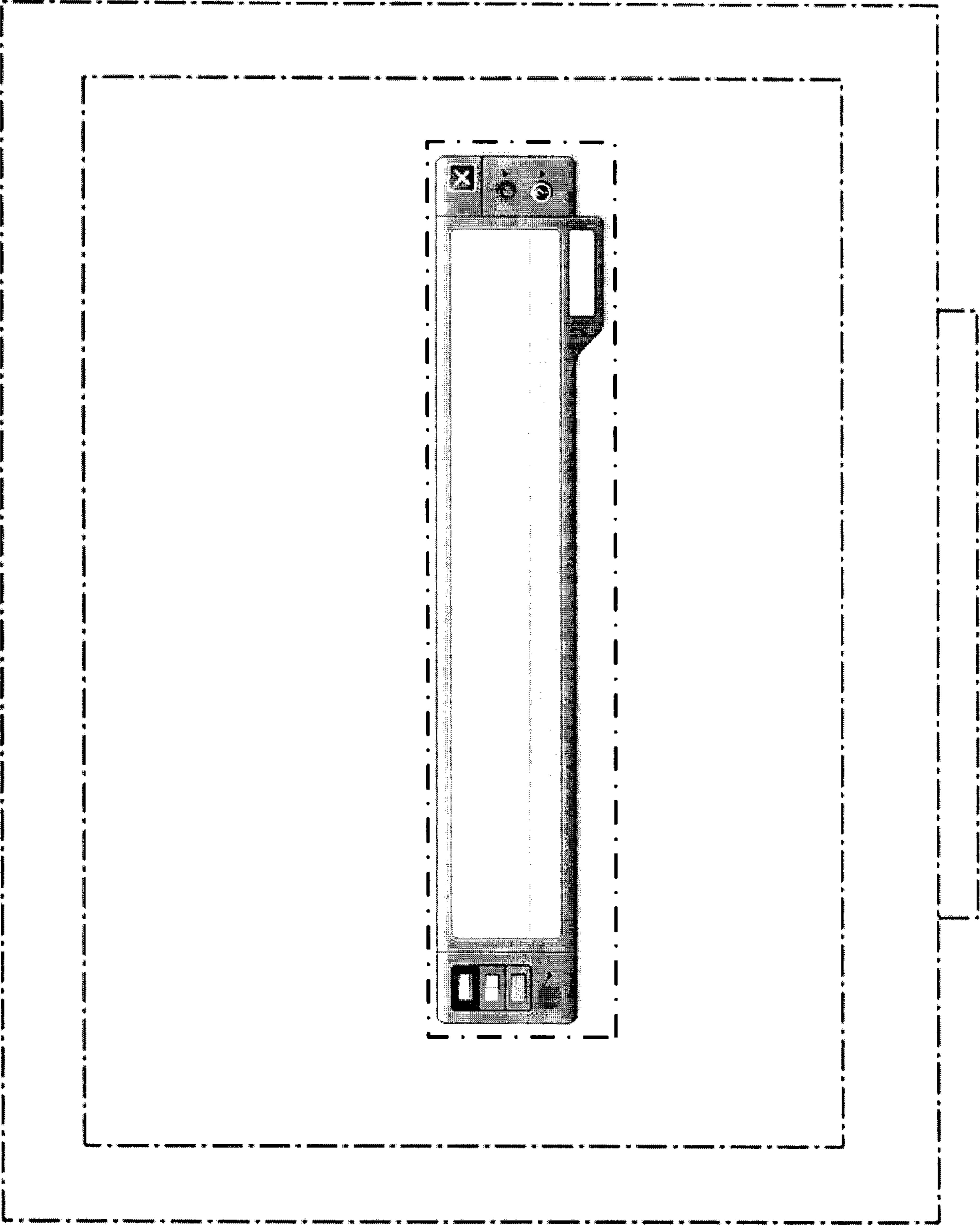


FIG. 2