

US00D522512S

(12) **United States Design Patent**
Little et al.

(10) **Patent No.:** **US D522,512 S**
(45) **Date of Patent:** **** Jun. 6, 2006**

(54) **CARD READER**

(75) Inventors: **Herb Little**, Waterloo (CA); **Chris K. C. Leung**, Richmond Hill (CA); **Benjamin W. Boomhour**, Waterloo (CA)

(73) Assignee: **Research In Motion Limited**, Ontario (CA)

(**) Term: **14 Years**

(21) Appl. No.: **29/226,940**

(22) Filed: **Apr. 4, 2005**

(51) **LOC (8) Cl.** **14-02**

(52) **U.S. Cl.** **D14/385**

(58) **Field of Classification Search** D14/383-385, D14/424; 382/124-126; 355/64, 65, 75, 81; 235/380, 382, 382.5, 441; 283/68-70, 74, 283/75, 78; 361/740

See application file for complete search history.

(56) **References Cited**

U.S. PATENT DOCUMENTS

5,015,830 A * 5/1991 Masuzawa et al. 235/441
5,640,307 A * 6/1997 Bleier et al. 361/740
D396,452 S * 7/1998 Naruki D14/424

5,796,085 A * 8/1998 Bleier 235/441
D405,070 S * 2/1999 Kitagawa et al. D14/385
D423,470 S * 4/2000 Neifer et al. D14/385
D426,237 S * 6/2000 Wranne D14/385
D475,708 S * 6/2003 Bergstrom D14/385
D501,208 S * 1/2005 Ozolins et al. D14/383

* cited by examiner

Primary Examiner—Freda S. Nunn

(74) *Attorney, Agent, or Firm*—Brij K. Agarwal; Eckert Seamans Cherin & Mellott, LLC

(57) **CLAIM**

The ornamental design for a card reader, as shown and described.

DESCRIPTION

FIG. 1 is a perspective view of a card reader depicting our new design;

FIG. 2 is a front elevational view thereof;

FIG. 3 is a left side elevational view thereof;

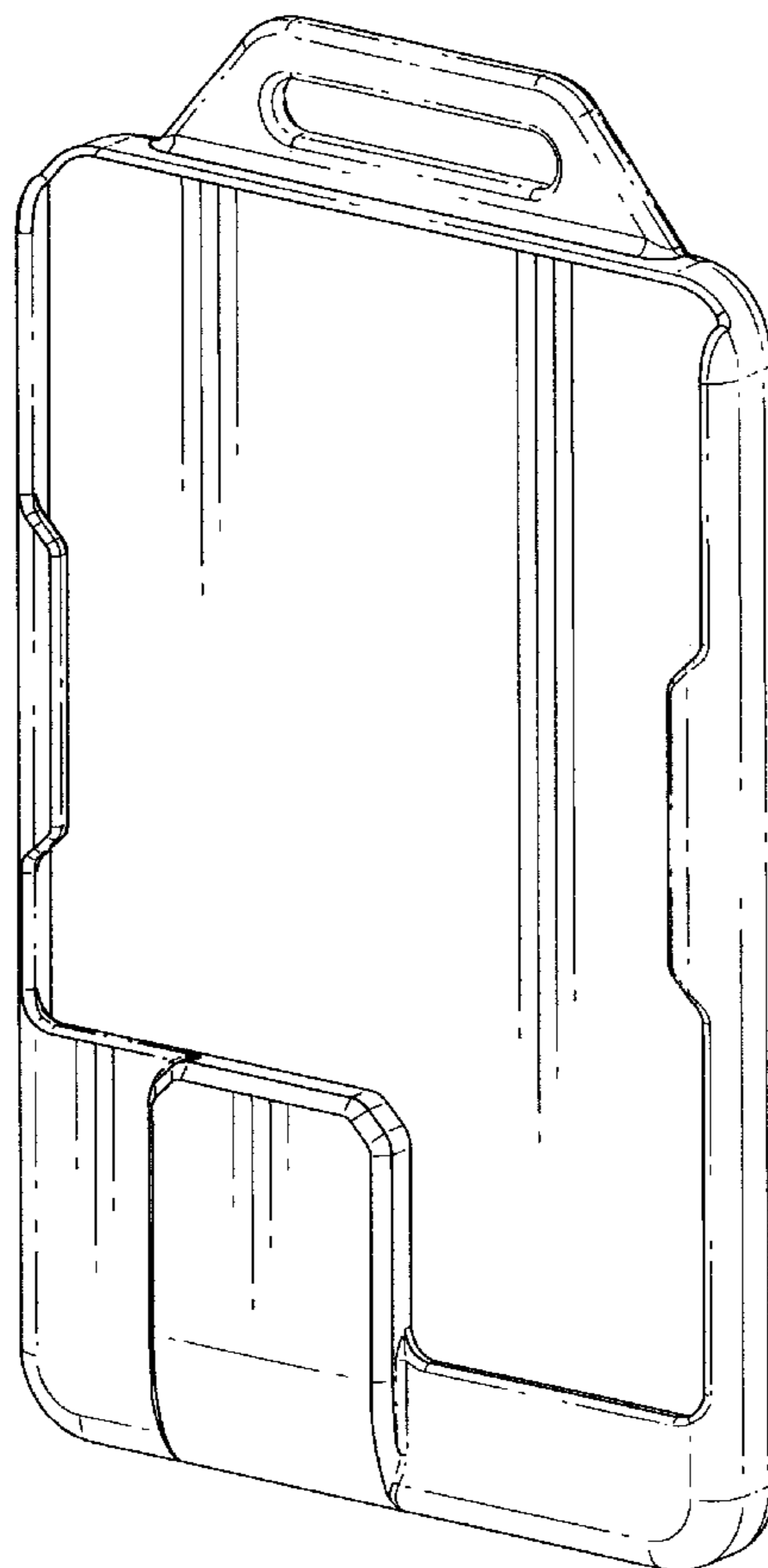
FIG. 4 is a right side elevational view thereof;

FIG. 5 is a top plan view thereof; and,

FIG. 6 is a bottom plan view thereof.

The broken lines shown in the drawings are for illustrative purposes only and form no part of the claimed design.

1 Claim, 4 Drawing Sheets



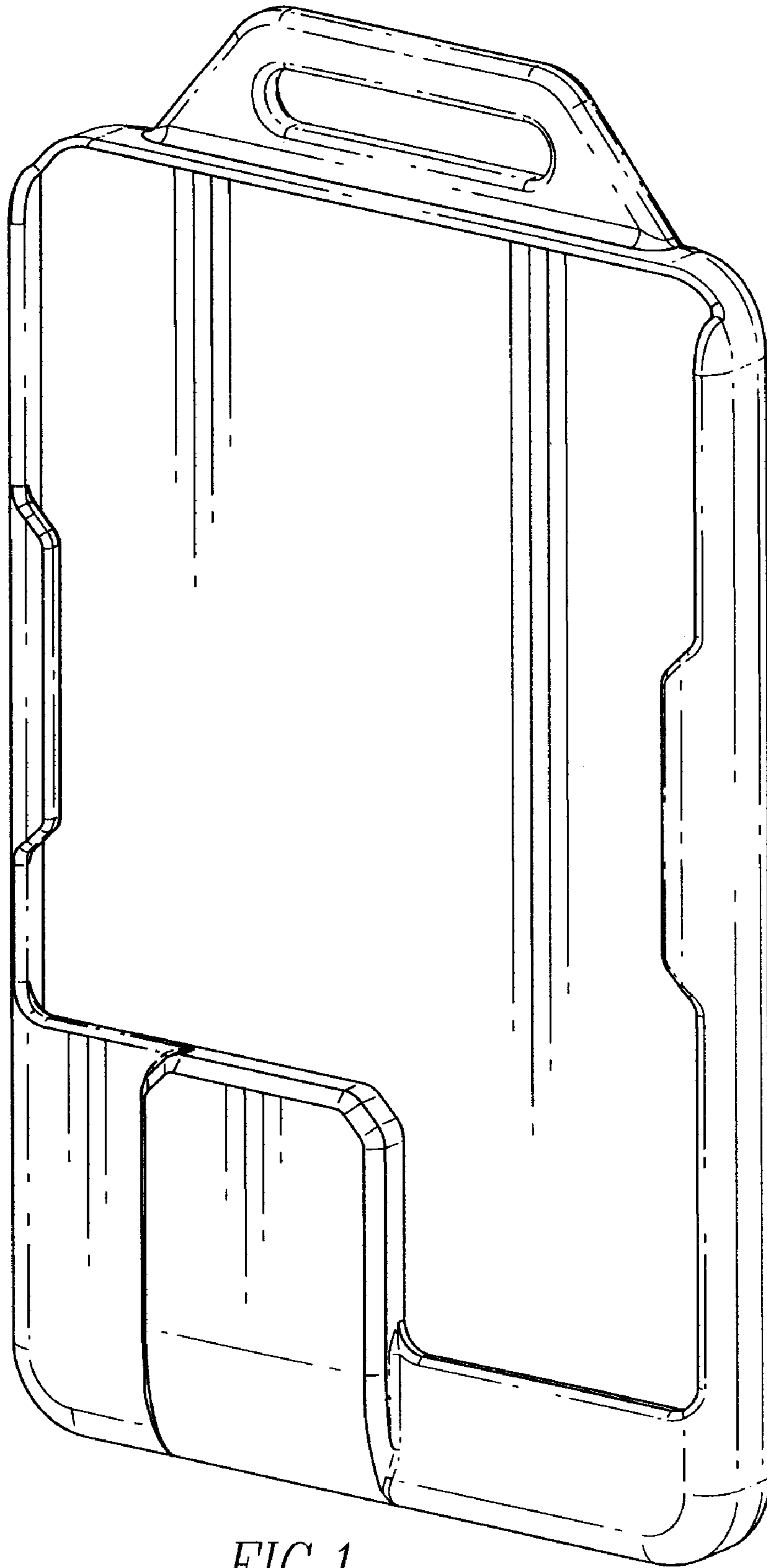


FIG. 1

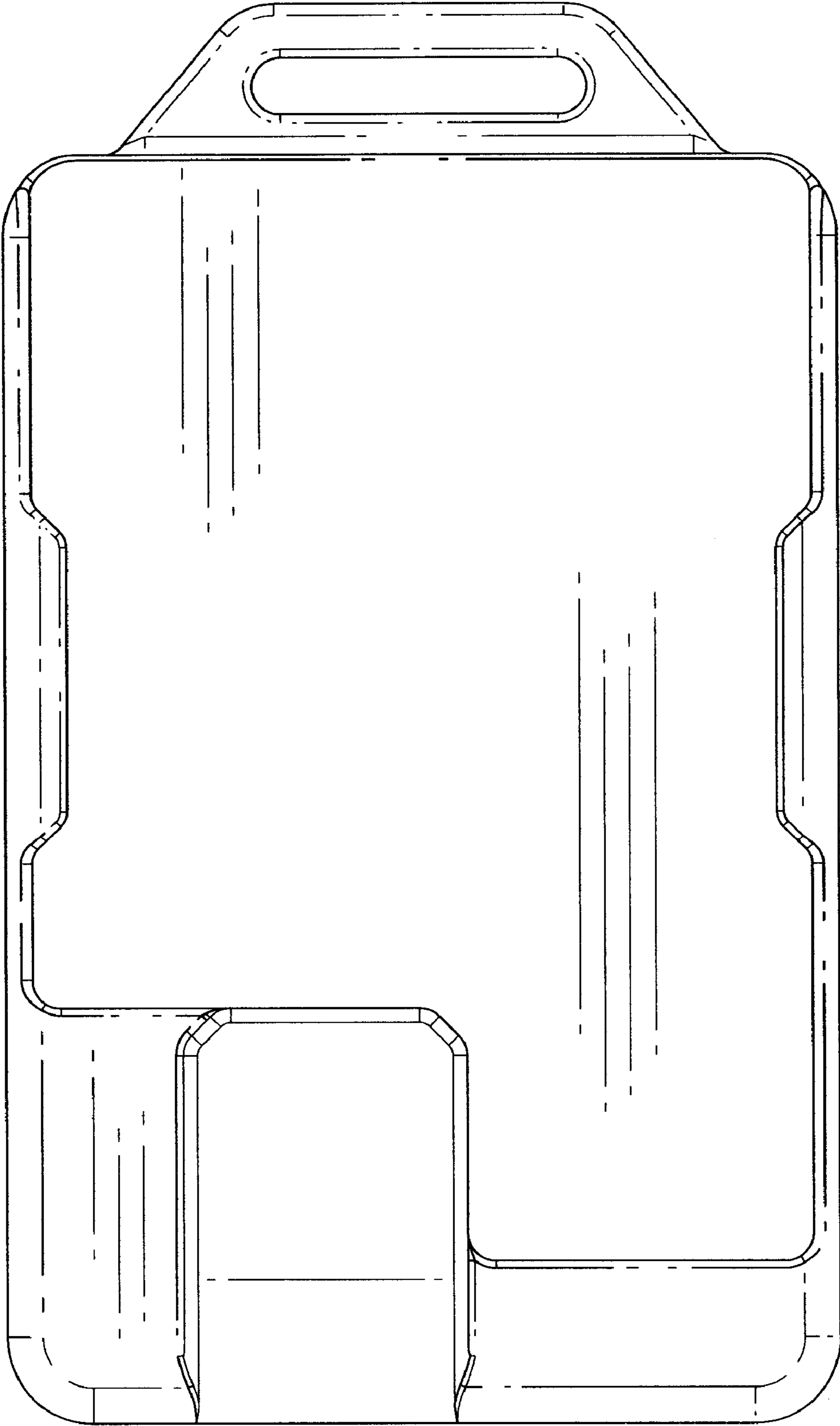


FIG. 2




FIG. 3




FIG. 4

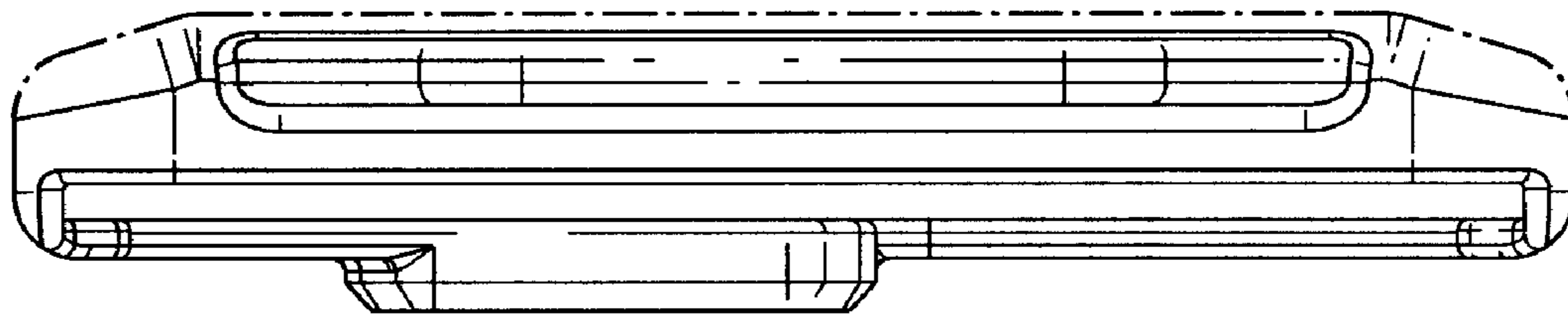


FIG. 5

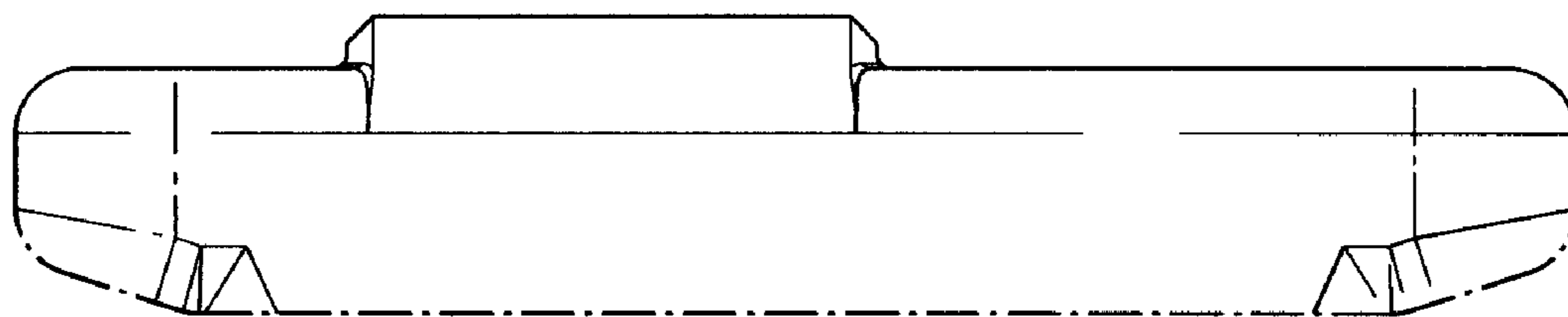


FIG. 6