

US00D522464S

(12) **United States Design Patent**  
**Mayo et al.**

(10) **Patent No.:** **US D522,464 S**  
(45) **Date of Patent:** **\*\* \*Jun. 6, 2006**

(54) **DIMMER SWITCH**

(75) Inventors: **Noel Mayo**, Philadelphia, PA (US);  
**Elliot G. Jacoby**, Glenside, PA (US);  
**Paul A. Larson**, Macungie, PA (US);  
**Joel S. Spira**, Coopersburg, PA (US)

(73) Assignee: **Lutron Electronics Co., Ltd.**,  
Coopersburg, PA (US)

(\*) Notice: This patent is subject to a terminal disclaimer.

(\*\*) Term: **14 Years**

(21) Appl. No.: **29/218,711**

(22) Filed: **Dec. 7, 2004**

**Related U.S. Application Data**

(63) Continuation-in-part of application No. 29/214,396, filed on Oct. 1, 2004.

(51) **LOC (8) Cl.** ..... **13-03**

(52) **U.S. Cl.** ..... **D13/171; D13/162**

(58) **Field of Classification Search** ..... D13/162,  
D13/171; D8/353; 174/66; 200/5 A, 412,  
200/513, 520, 530, 537, 552, 237, 275, 276.1,  
200/296, 297, 310, 302.1-302.3, 314, 329,  
200/333, 341; 220/241; 315/129, 291-296

See application file for complete search history.

(56) **References Cited**

**U.S. PATENT DOCUMENTS**

4,695,820 A \* 9/1987 D'Aleo et al. .... 338/179  
D440,207 S \* 4/2001 Carson et al. .... D13/162  
6,533,551 B1 \* 3/2003 Escobar et al. .... 416/244 R  
D477,578 S \* 7/2003 Mayo et al. .... D13/171  
D481,365 S \* 10/2003 Mayo et al. .... D13/171  
6,734,381 B1 \* 5/2004 Mayo et al. .... 200/329

\* cited by examiner

*Primary Examiner*—Stella Reid

*Assistant Examiner*—Selina Sikder

(74) *Attorney, Agent, or Firm*—Drinker Biddle & Reath LLP

(57) **CLAIM**

The ornamental design for a dimmer switch, as shown and described.

**DESCRIPTION**

FIG. 1 is a front perspective view of a dimmer switch showing our new design.

FIG. 2 is a front view thereof.

FIG. 3 is a top view thereof.

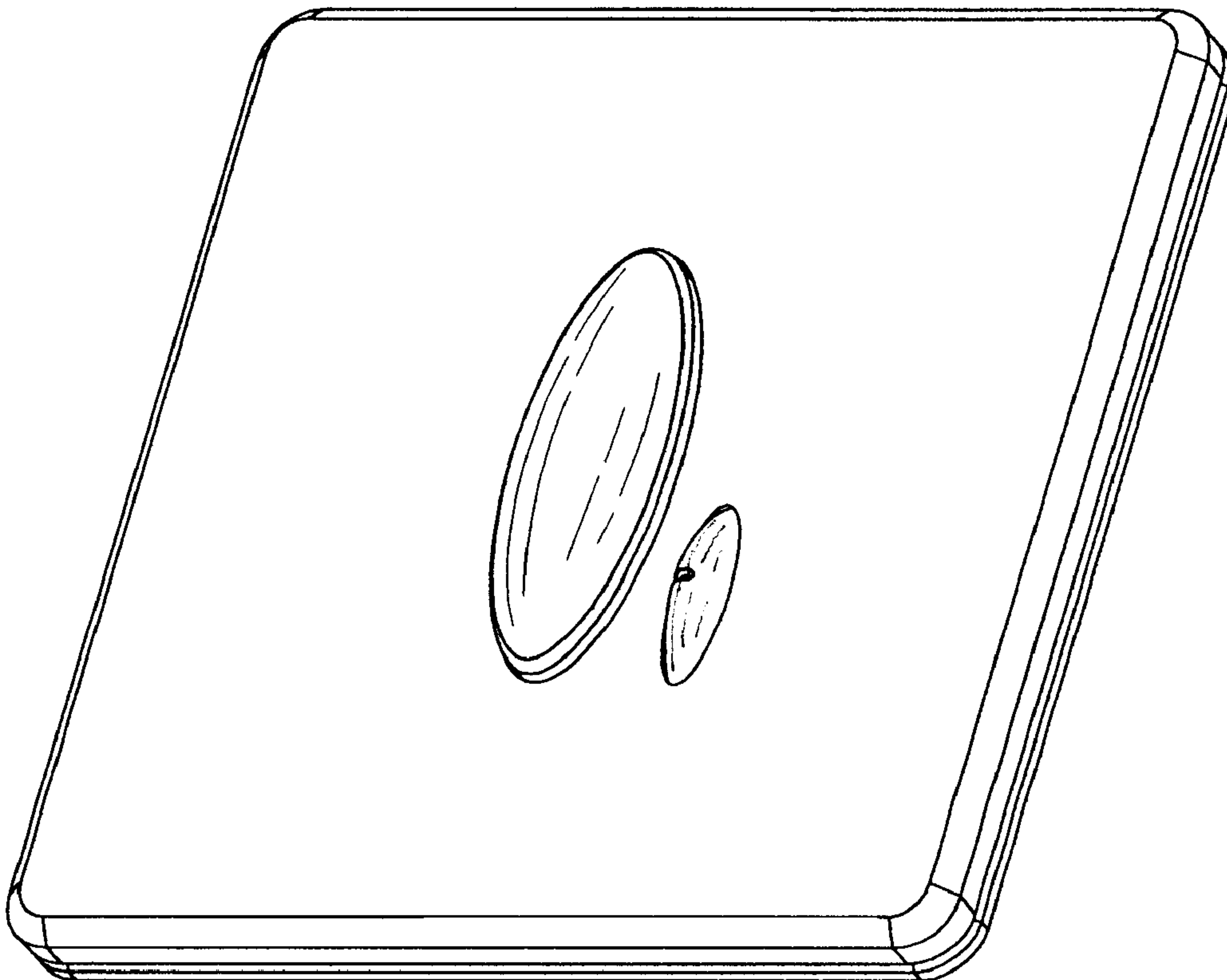
FIG. 4 is a bottom view thereof.

FIG. 5 is a right side view thereof; and,

FIG. 6 is a left side view thereof.

The portions of the drawings appearing in broken line are for environment only and do not form a part of the design.

**1 Claim, 4 Drawing Sheets**






FIG. 1

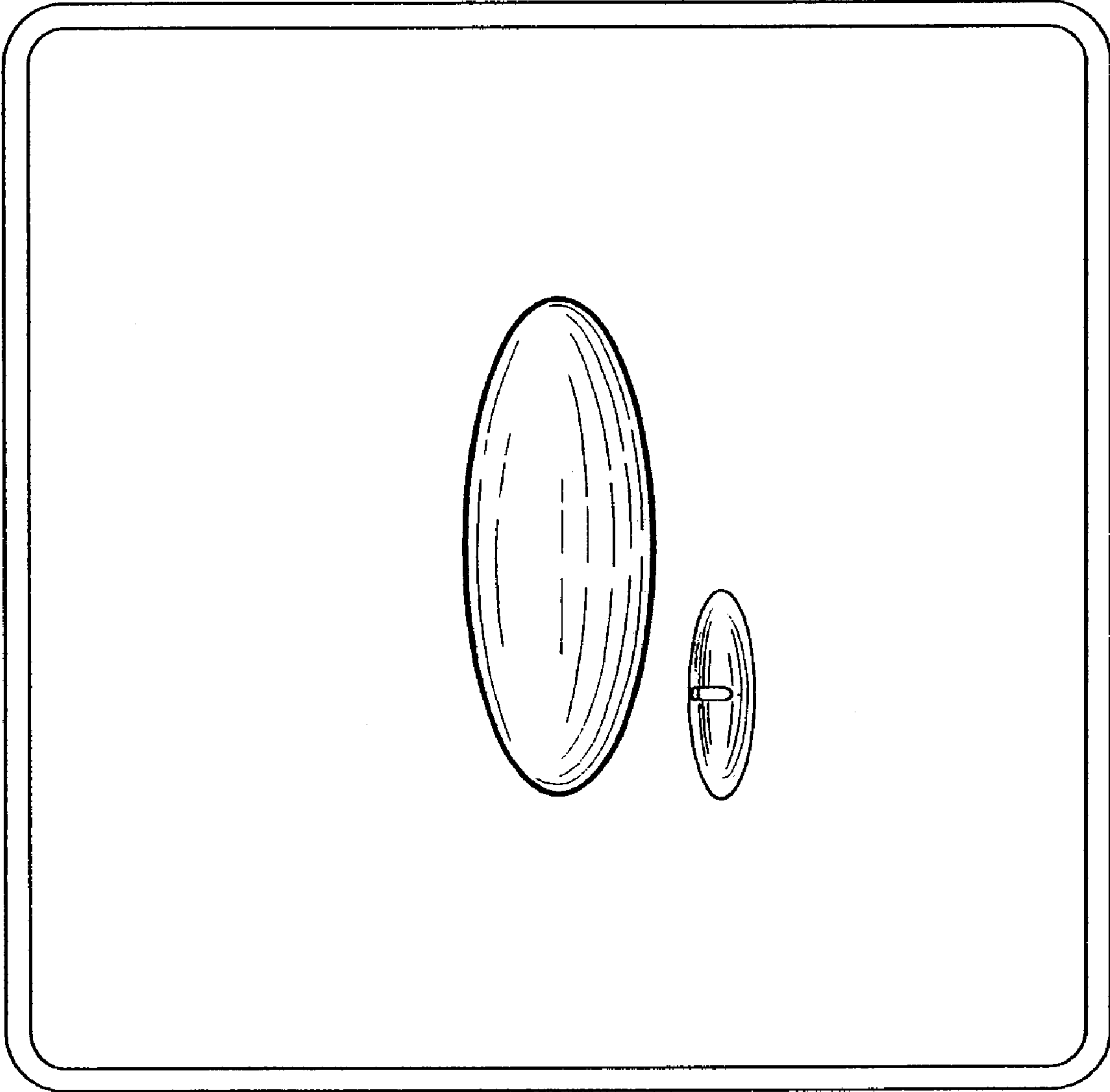


FIG. 2




FIG. 3

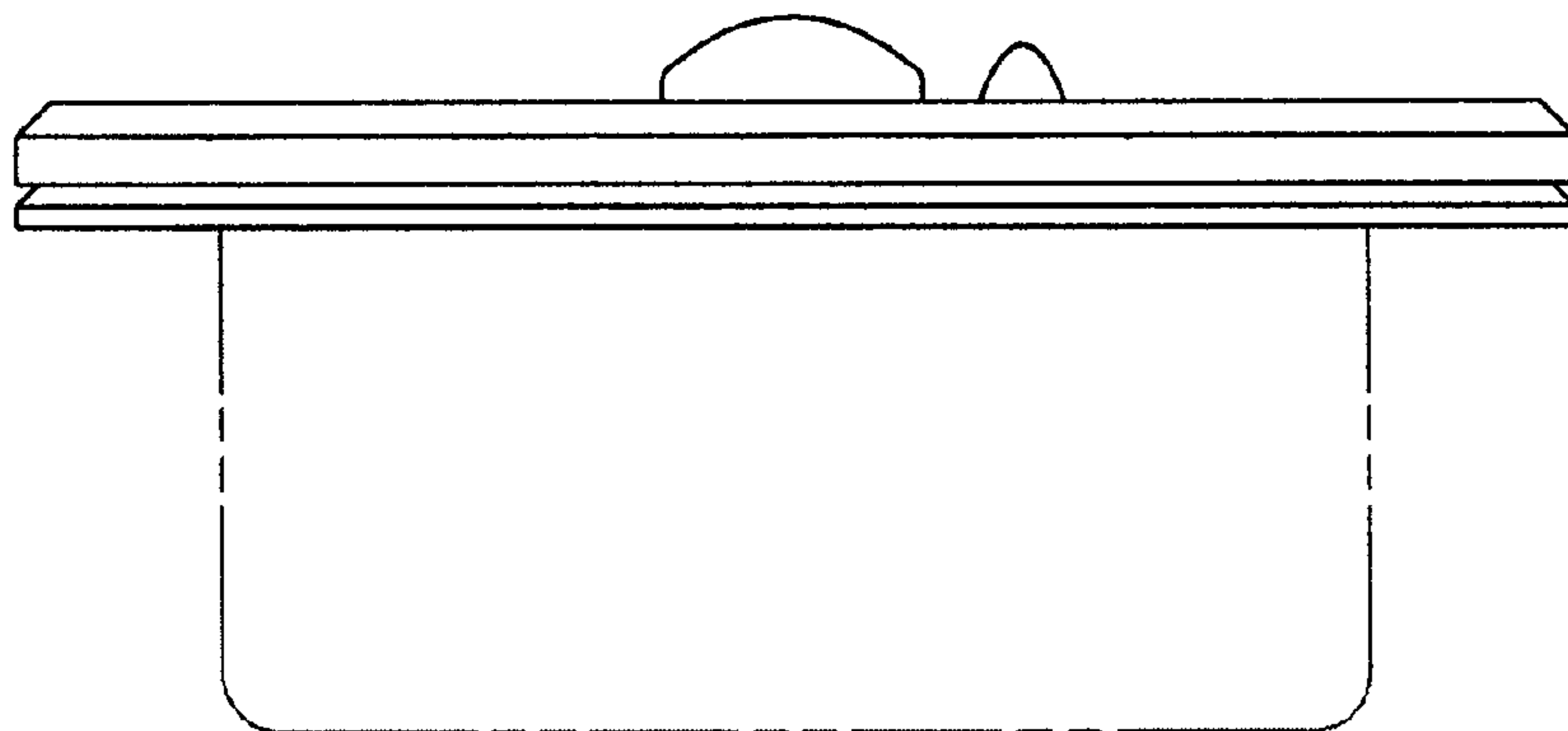


FIG. 4

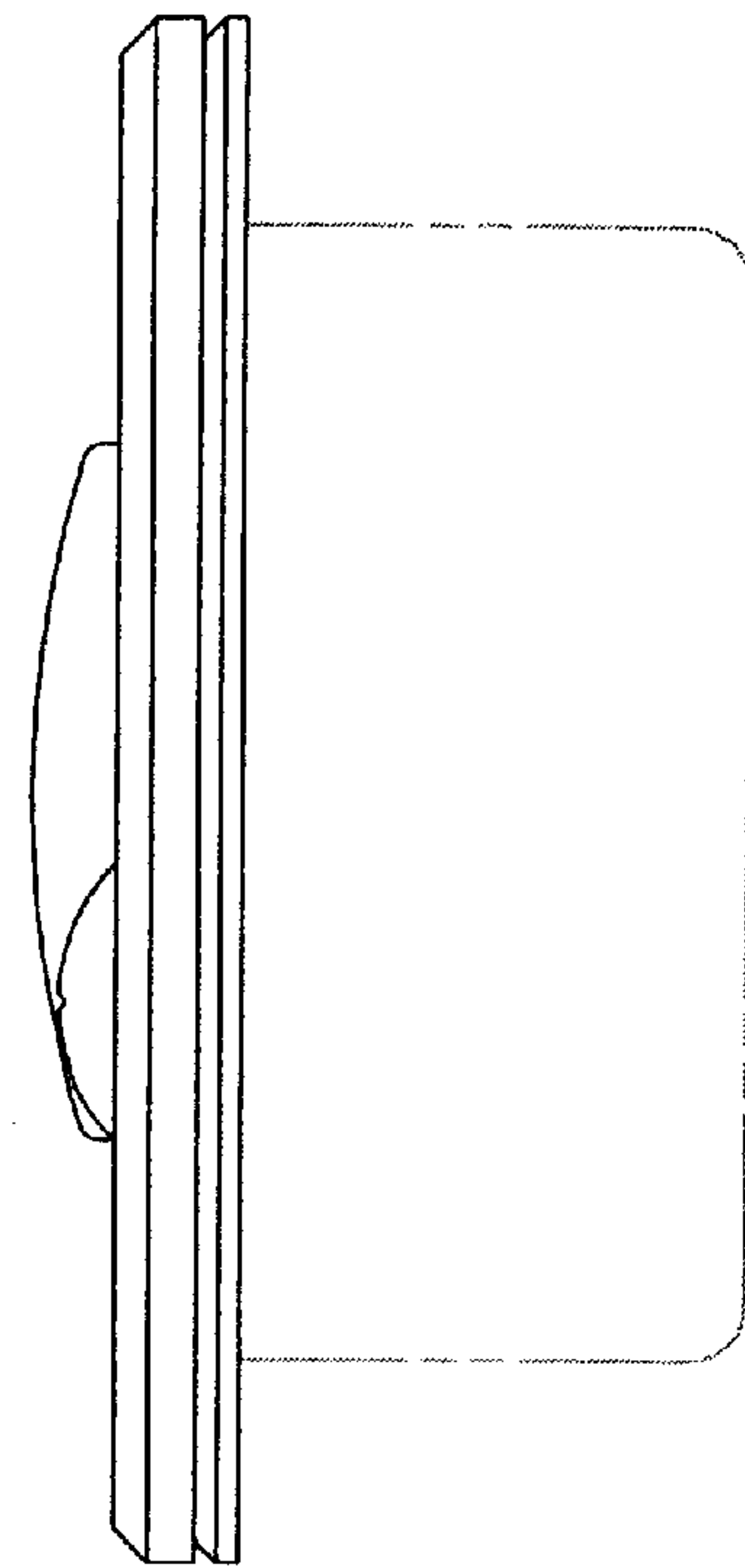


FIG. 5

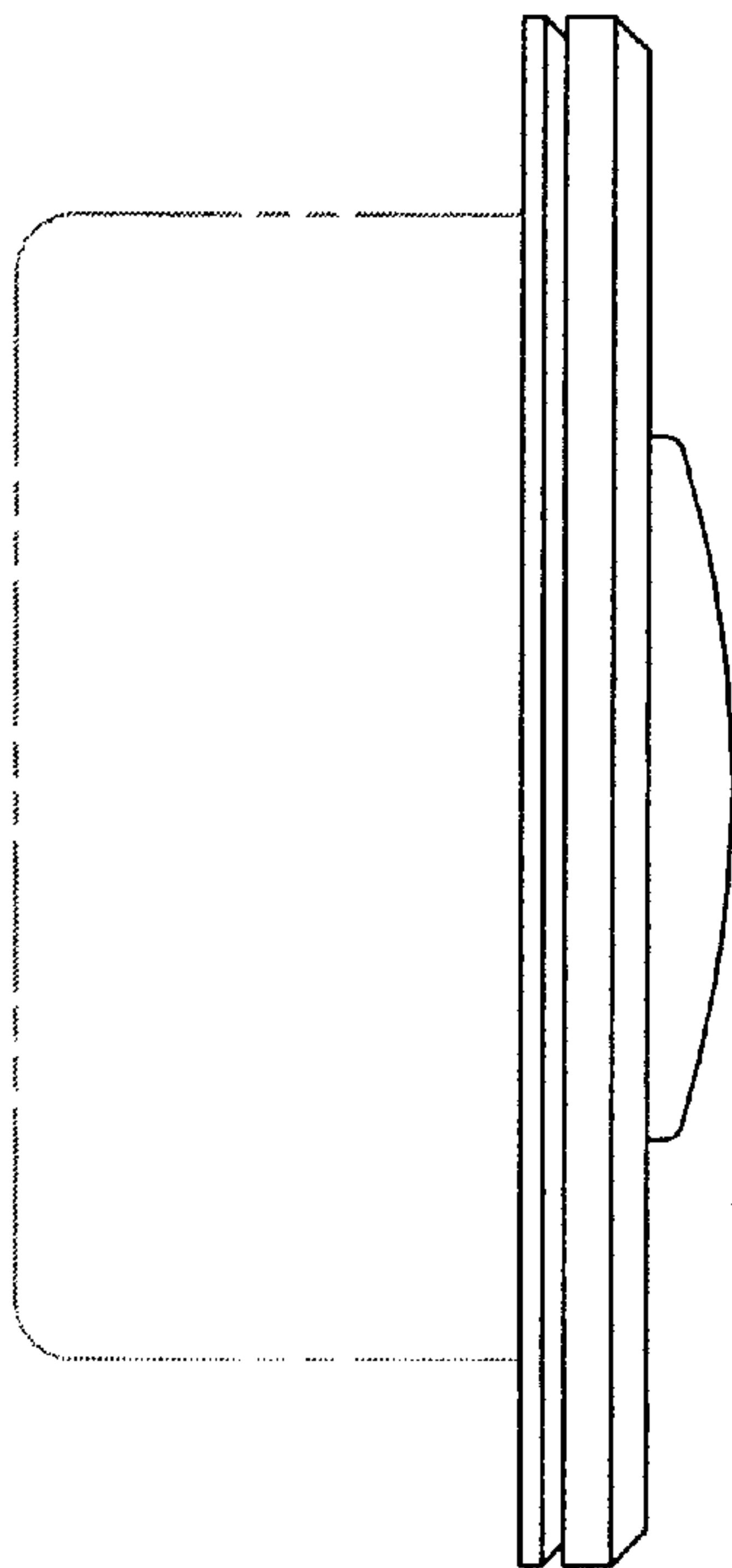


FIG. 6