

US00D522449S

(12) **United States Design Patent**
Toyozawa et al.

(10) **Patent No.:** **US D522,449 S**

(45) **Date of Patent:** **** Jun. 6, 2006**

(54) **TIRE TREAD**

(75) Inventors: **Yumiko Toyozawa**, Hyogo (JP); **Kazuo Kadomaru**, Hyogo (JP)

(73) Assignee: **The Goodyear Tire & Rubber Company**, Akron, OH (US)

(**) Term: **14 Years**

(21) Appl. No.: **29/222,749**

(22) Filed: **Feb. 3, 2005**

(30) **Foreign Application Priority Data**

Aug. 6, 2004 (JP) 2004-023726

(51) **LOC (8) Cl.** **12-15**

(52) **U.S. Cl.** **D12/535**

(58) **Field of Classification Search** D12/534,
D12/535, 536, 537, 544, 557, 569, 570, 571,
D12/572, 579; 152/209.1, 209.9, 209.11,
152/209.12, 209.28

See application file for complete search history.

(56) **References Cited**

U.S. PATENT DOCUMENTS

D381,303 S	7/1997	Jackson	D12/151
D420,312 S	* 2/2000	Hara	D12/535
D434,353 S	11/2000	Jackson	D12/136
D454,831 S	3/2002	Yuze	D12/535
D458,211 S	6/2002	Ito	D12/535
D470,453 S	2/2003	Jackson	D12/535
D487,247 S	* 3/2004	Yamane	D12/535
D487,248 S	* 3/2004	Taniguchi	D12/535

D490,358 S	* 5/2004	Taniguchi	D12/534
D490,360 S	5/2004	Jackson et al.	D12/535
D499,374 S	12/2004	Jackson et al.	D12/535
D502,681 S	3/2005	Miyasaka	D12/535

OTHER PUBLICATIONS

Pirelli Diablo Front High Perf. 30% Track 70% Street Tire and Sport Demon Front Sport Touring Bias Tires, 2003 Tread Design Guide, Jan. 2003, p. 214. 1/3 & 2/2.*

* cited by examiner

Primary Examiner—Robert M. Spear

(74) *Attorney, Agent, or Firm*—Richard B. O’Planick

(57) **CLAIM**

The ornamental design for a tire tread, as shown and described.

DESCRIPTION

FIG. 1 is a perspective view of a tire tread showing our new design, it being understood that the pattern repeats uniformly throughout the circumference of the tread;


FIG. 2 is a front elevational view thereof;

FIG. 3 is a right side elevational view thereof; the opposite side elevational view being a mirror image thereof; and,

FIG. 4 is an enlarged fragmentary front elevational view thereof.

In the drawings, the broken lines defining the sidewall, inner bead and the peripheral boundary between the tire tread and the sidewall are for illustrative purposes only and form no part of the claimed design.

1 Claim, 4 Drawing Sheets



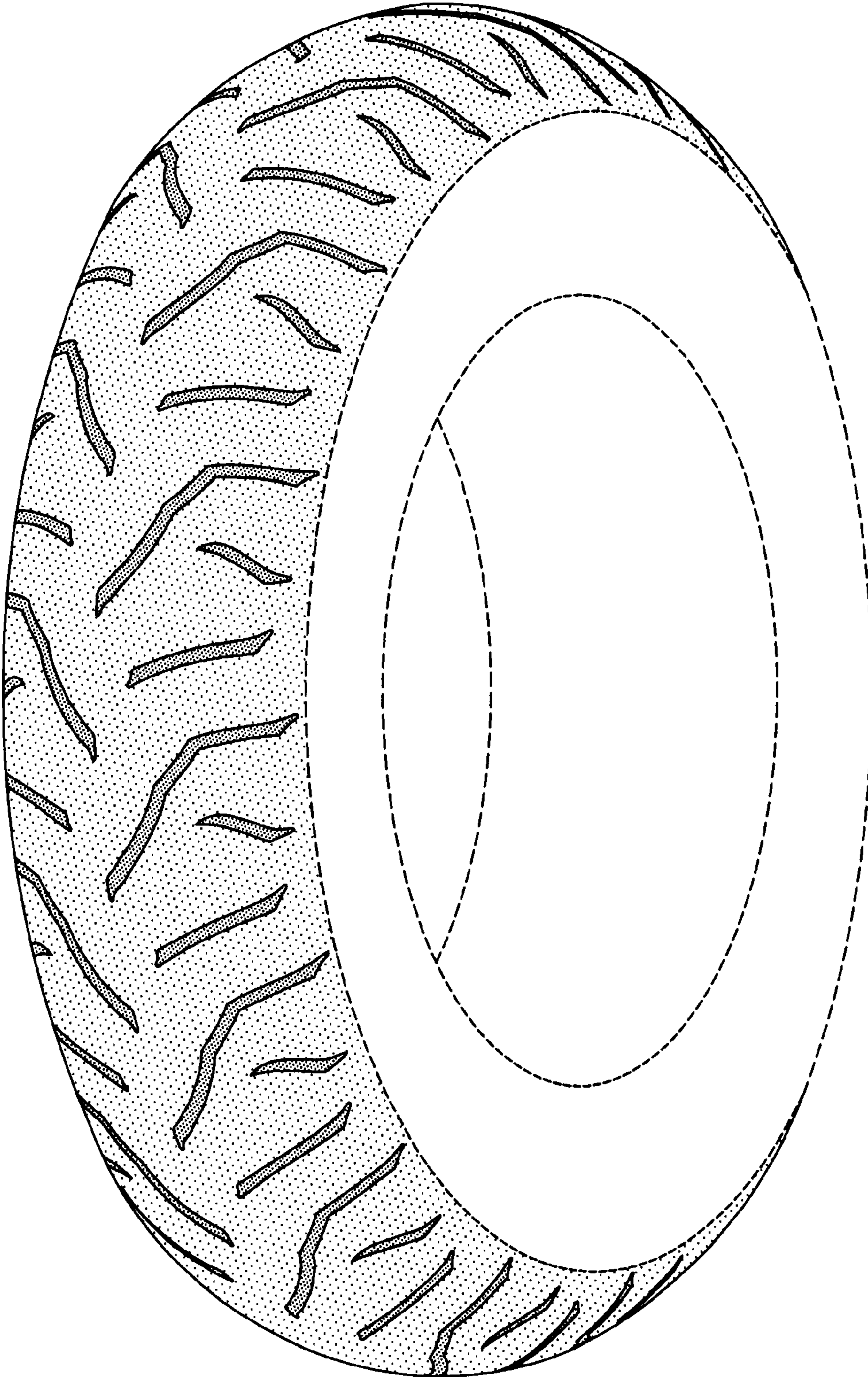


FIG-1

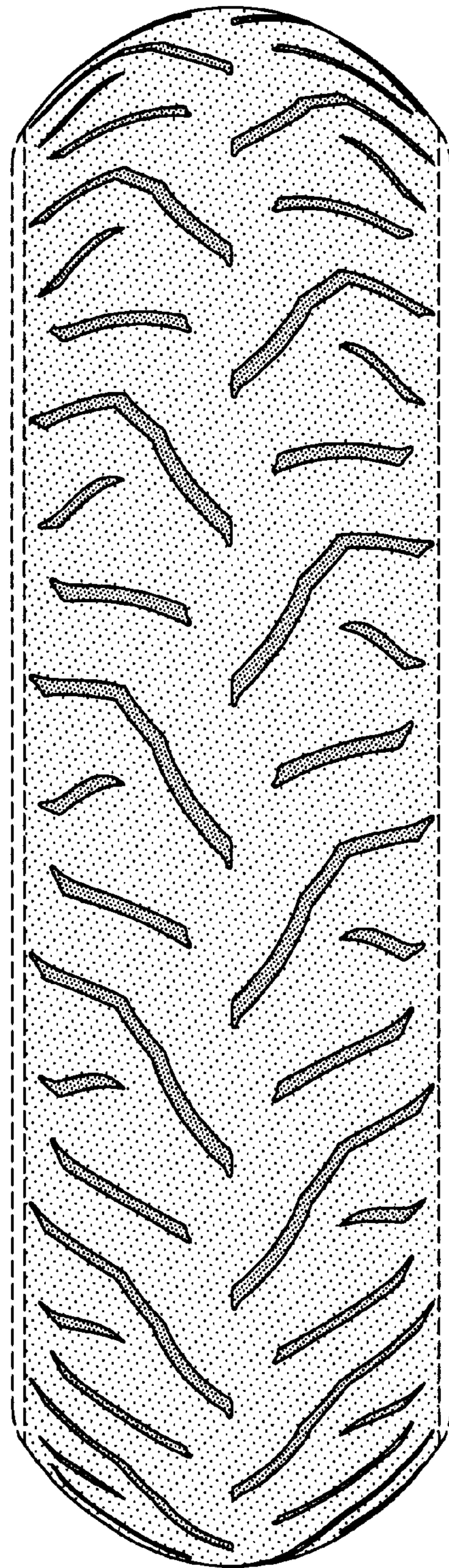


FIG-2

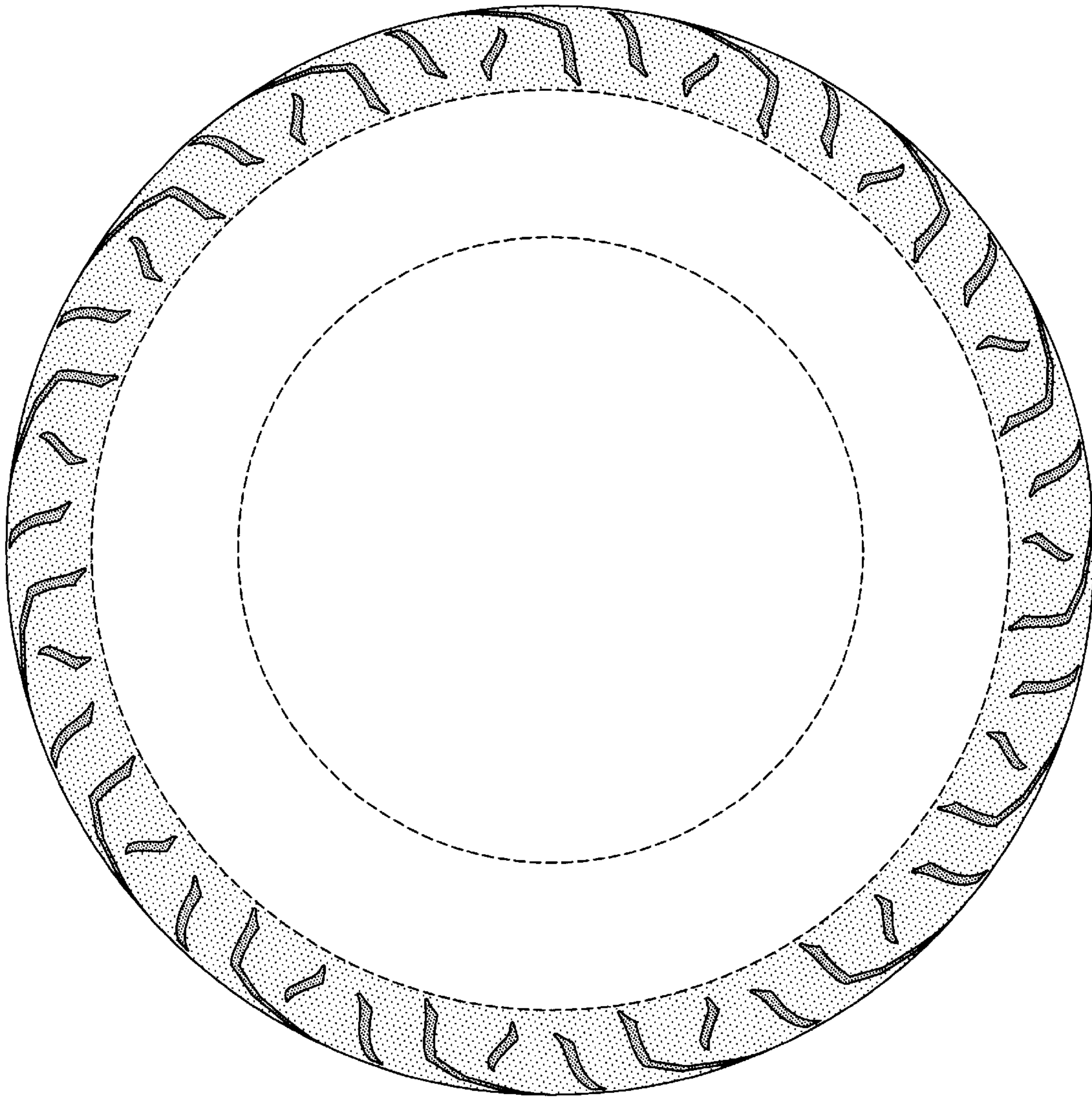


FIG-3

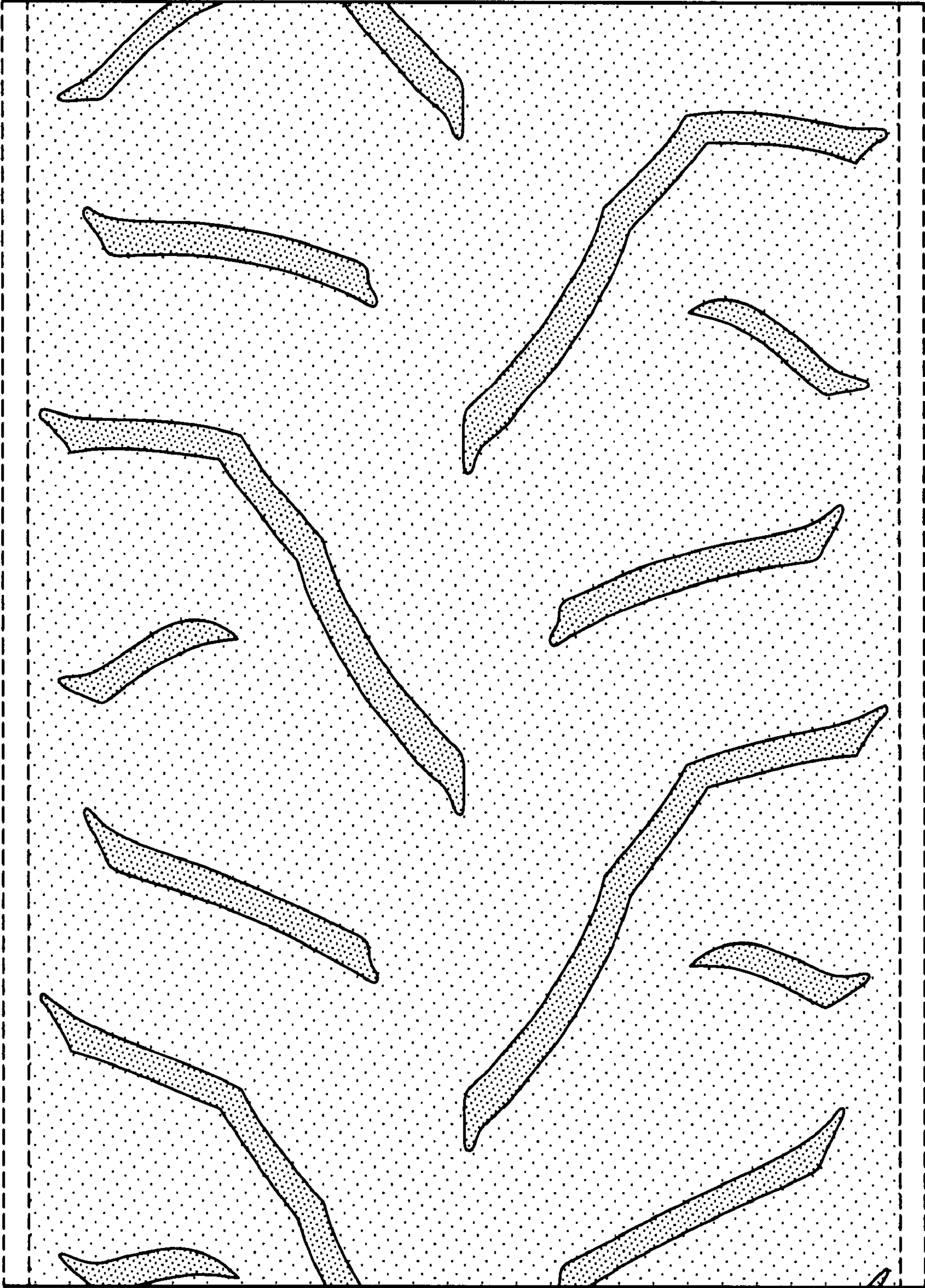


FIG-4