



US00D522447S

(12) **United States Design Patent**
Matsunami et al.

(10) **Patent No.:** **US D522,447 S**
(45) **Date of Patent:** **** Jun. 6, 2006**

(54) **TIRE TREAD**

(75) Inventors: **Toshiyuki Matsunami**, Osaka (JP);
Yumiko Toyozawa, Hyogo (JP)

(73) Assignee: **The Goodyear Tire & Rubber Company**, Akron, OH (US)

(**) Term: **14 Years**

(21) Appl. No.: **29/216,622**

(22) Filed: **Nov. 5, 2004**

(30) **Foreign Application Priority Data**

May 21, 2004 (JP) 2004-015076

(51) **LOC (8) Cl.** **12-15**

(52) **U.S. Cl.** **D12/535**

(58) **Field of Classification Search** D12/534,
D12/535, 536, 537, 544, 569, 570, 571, 572,
D12/579; 152/209.1, 209.9, 209.11, 209.12,
152/209.28

See application file for complete search history.

(56) **References Cited**

U.S. PATENT DOCUMENTS

- D346,352 S * 4/1994 Suzuki D12/535
- D487,247 S * 3/2004 Yamane D12/535
- D487,248 S * 3/2004 Taniguchi D12/535
- D490,358 S 5/2004 Taniguchi 12/534
- D490,359 S 5/2004 Isaka D12/535
- D490,360 S * 5/2004 Jackson et al. D12/535

- D490,770 S 6/2004 Isaka D12/534
- D499,374 S * 12/2004 Jackson et al. D12/535
- D505,110 S * 5/2005 Steinbach D12/535
- D506,970 S 7/2005 Jackson et al. D12/534

OTHER PUBLICATIONS

Metzeler Roadtec Z6 Front Sport Touring Radial Tire, 2004 Tread Design Guide, Jan. 2004, p. 208. 1/1.*

* cited by examiner

Primary Examiner—Robert M. Spear

(74) *Attorney, Agent, or Firm*—Richard B. O’Planick

(57) **CLAIM**

The ornamental design for a tire tread, as shown and described.

DESCRIPTION

FIG. 1 is a perspective view of a tire tread showing our new design, it being understood that the pattern repeats uniformly throughout the circumference of the tread;

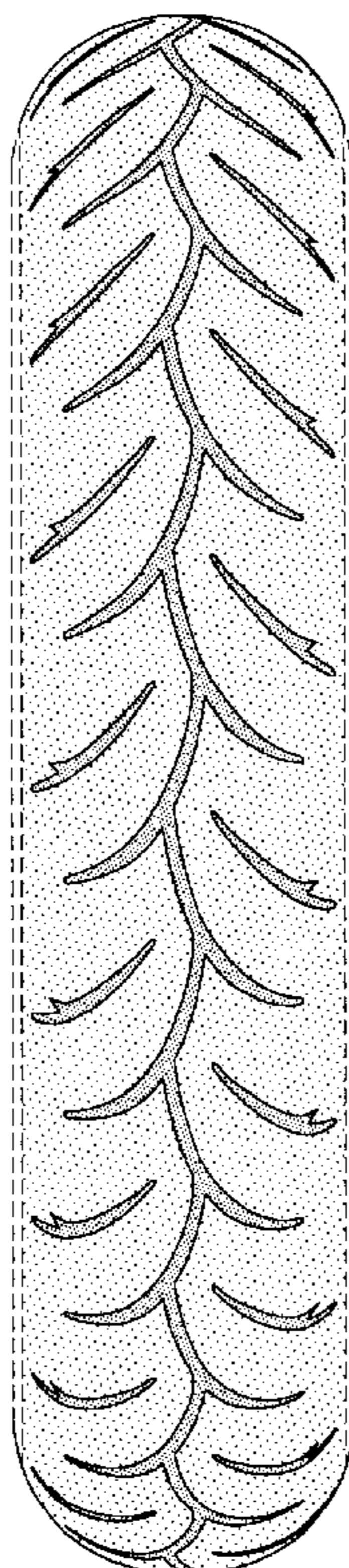
FIG. 2 is a front elevational view thereof;

FIG. 3 is a right side elevational view thereof; the other side being a mirror image thereof; and,

FIG. 4 is an enlarged fragmentary front elevational view thereof.

In the drawings, the broken lines defining the sidewall, inner bead and the peripheral boundary between the tire tread and the sidewall are for illustrative purposes only and form no part of the claimed design.

1 Claim, 4 Drawing Sheets



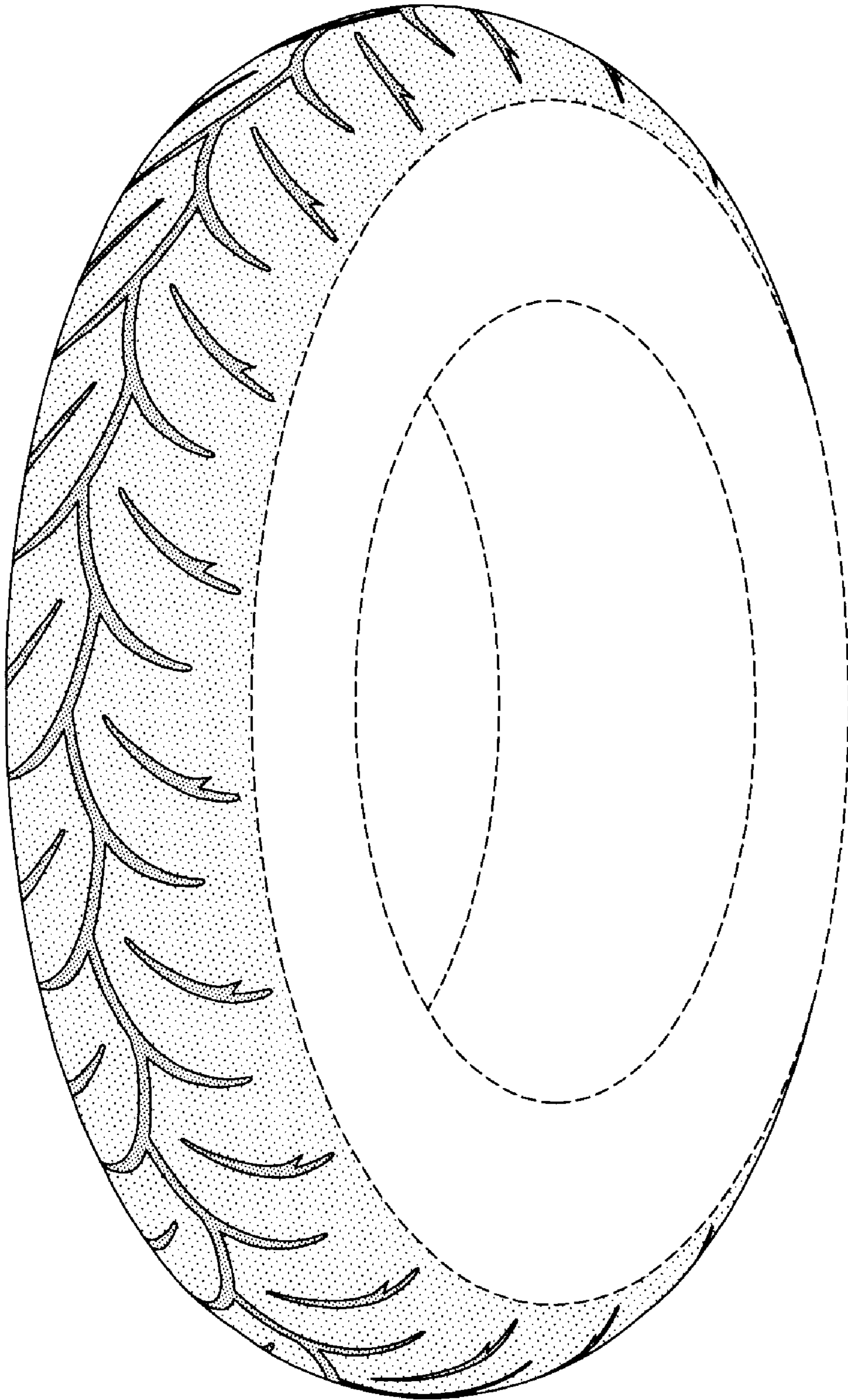


FIG-1

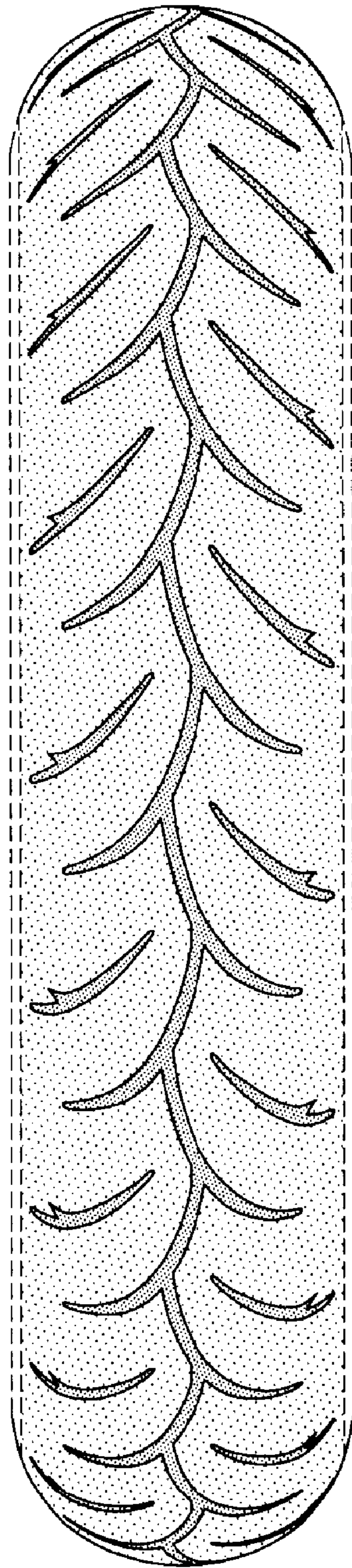


FIG-2

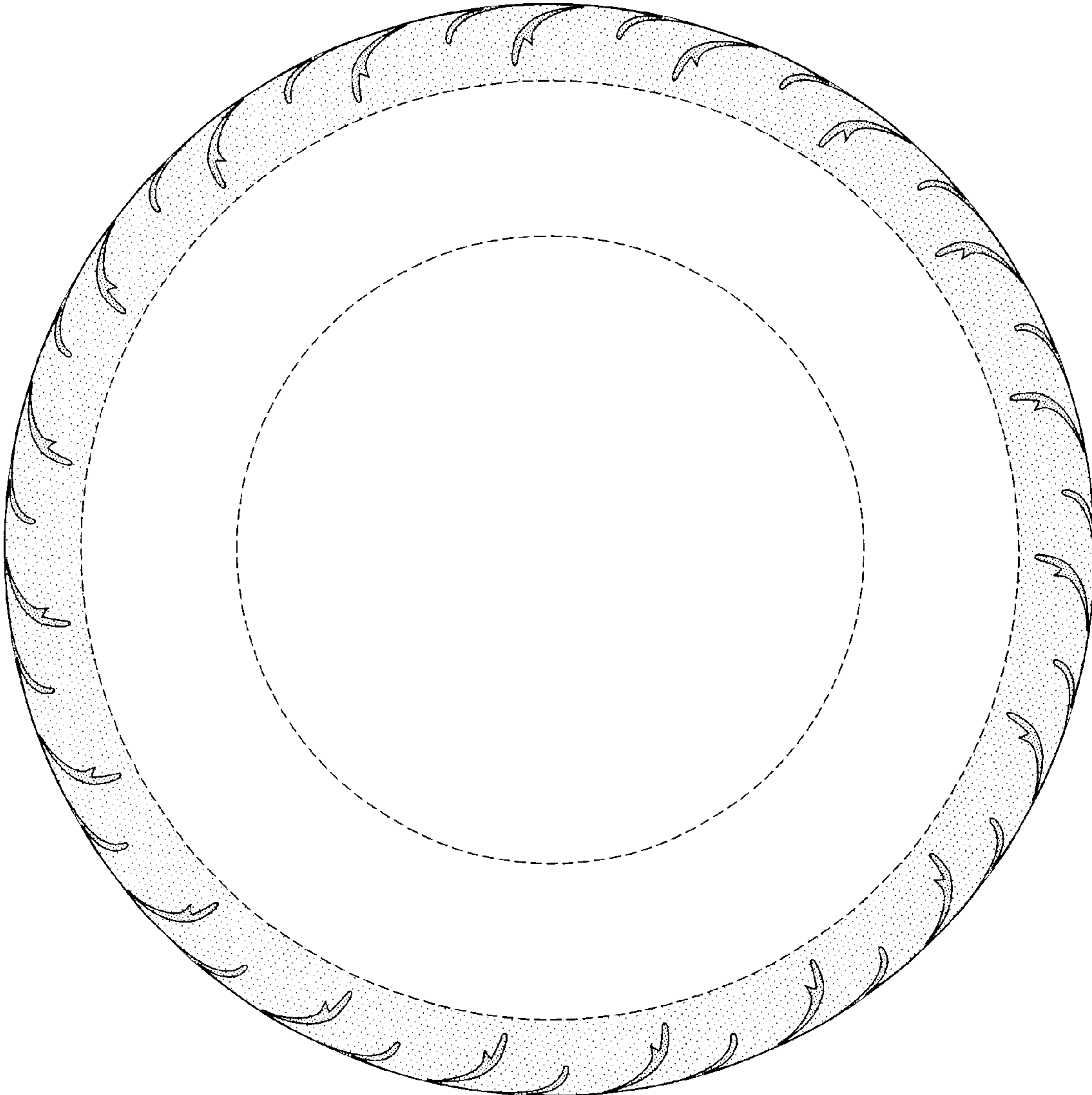


FIG-3

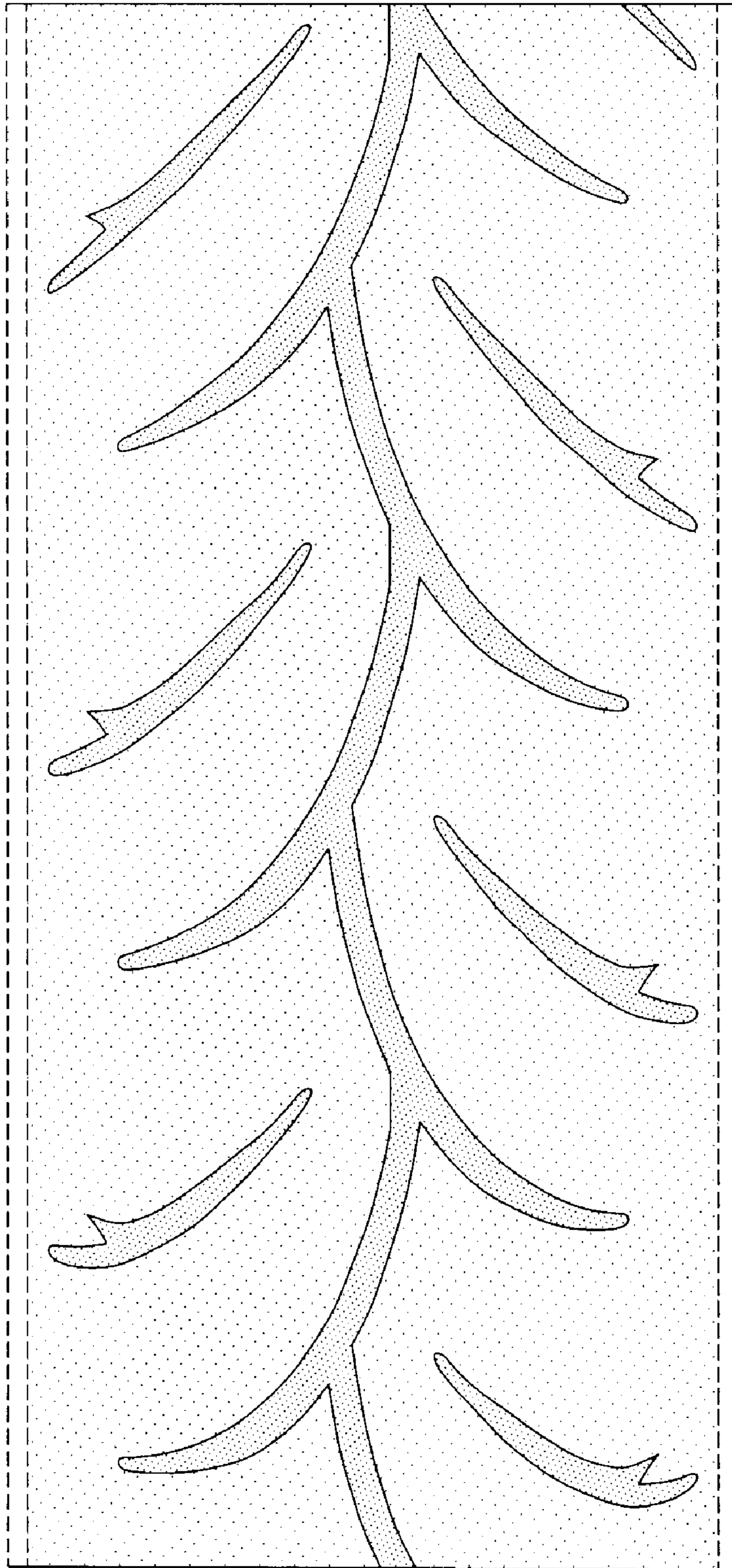


FIG-4