

US00D522446S

(12) **United States Design Patent**  
**Shibamoto**

(10) **Patent No.:** **US D522,446 S**

(45) **Date of Patent:** **\*\* Jun. 6, 2006**

(54) **TIRE TREAD**

D490,360 S 5/2004 Jackson et al. .... D12/535  
D505,110 S \* 5/2005 Steinbach ..... D12/535  
D510,314 S \* 10/2005 Steinbach ..... D12/535

(75) Inventor: **Syohei Shibamoto**, Hyogo (JP)

(73) Assignee: **The Goodyear Tire & Rubber Company**, Akron, OH (US)

(\*\*) Term: **14 Years**

(21) Appl. No.: **29/216,575**

(22) Filed: **Nov. 5, 2004**

(30) **Foreign Application Priority Data**

May 21, 2004 (JP) ..... 2004-015078

(51) **LOC (8) Cl.** ..... **12-15**

(52) **U.S. Cl.** ..... **D12/535**

(58) **Field of Classification Search** ..... D12/534,  
D12/535, 536, 537, 544, 569, 570, 571, 572,  
D12/579; 152/209.1, 209.9, 209.11, 209.12,  
152/209.28

See application file for complete search history.

(56) **References Cited**

**U.S. PATENT DOCUMENTS**

D346,351 S 4/1994 Suzuki ..... D12/535  
D381,303 S 7/1997 Jackson ..... D12/535  
D434,353 S 11/2000 Jackson et al. .... D12/535  
D452,202 S 12/2001 Toyozawa ..... D12/535  
D455,708 S 4/2002 Yuze ..... D12/535  
D487,247 S \* 3/2004 Yamane ..... D12/535

**OTHER PUBLICATIONS**

Pirelli Sport Sdemon (front) Sport Touring Bias Tire, 2003 Tread Design Guide, Jan. 2003, p. 206. 2/5.\*

\* cited by examiner

*Primary Examiner*—Robert M. Spear

(74) *Attorney, Agent, or Firm*—Richard B. O'Planick

(57) **CLAIM**

The ornamental design for a tire tread, as shown and described.

**DESCRIPTION**

FIG. 1 is a perspective view of a tire tread showing my new design, it being understood that the pattern repeats uniformly throughout the circumference of the tread;

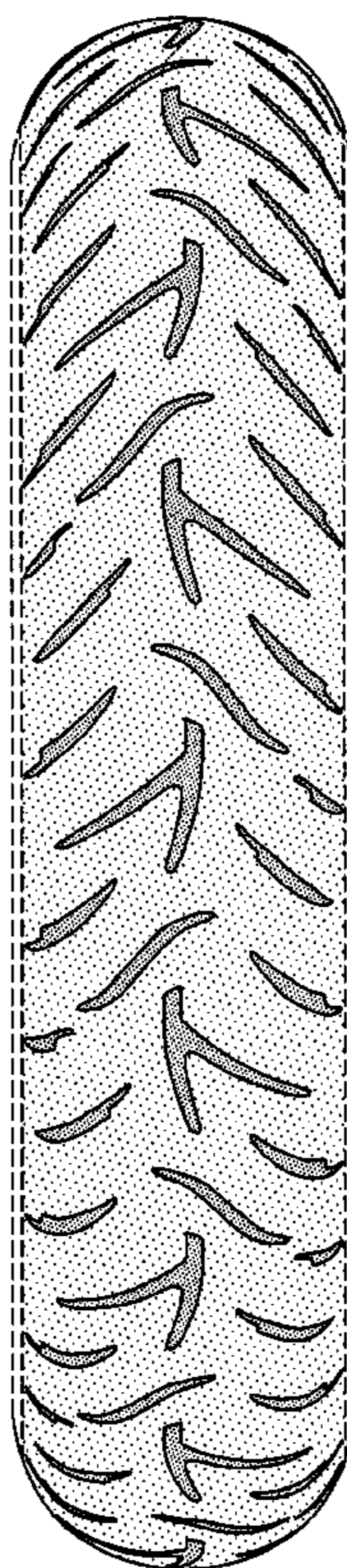
FIG. 2 is a front elevational view thereof;

FIG. 3 is a right side elevational view thereof; the other side being a mirror image thereof; and,

FIG. 4 is an enlarged fragmentary front elevational view thereof.

In the drawings, the broken lines defining the sidewall, inner bead and the peripheral boundary between the tire tread and the sidewall are for illustrative purposes only and form no part of the claimed design.

**1 Claim, 4 Drawing Sheets**



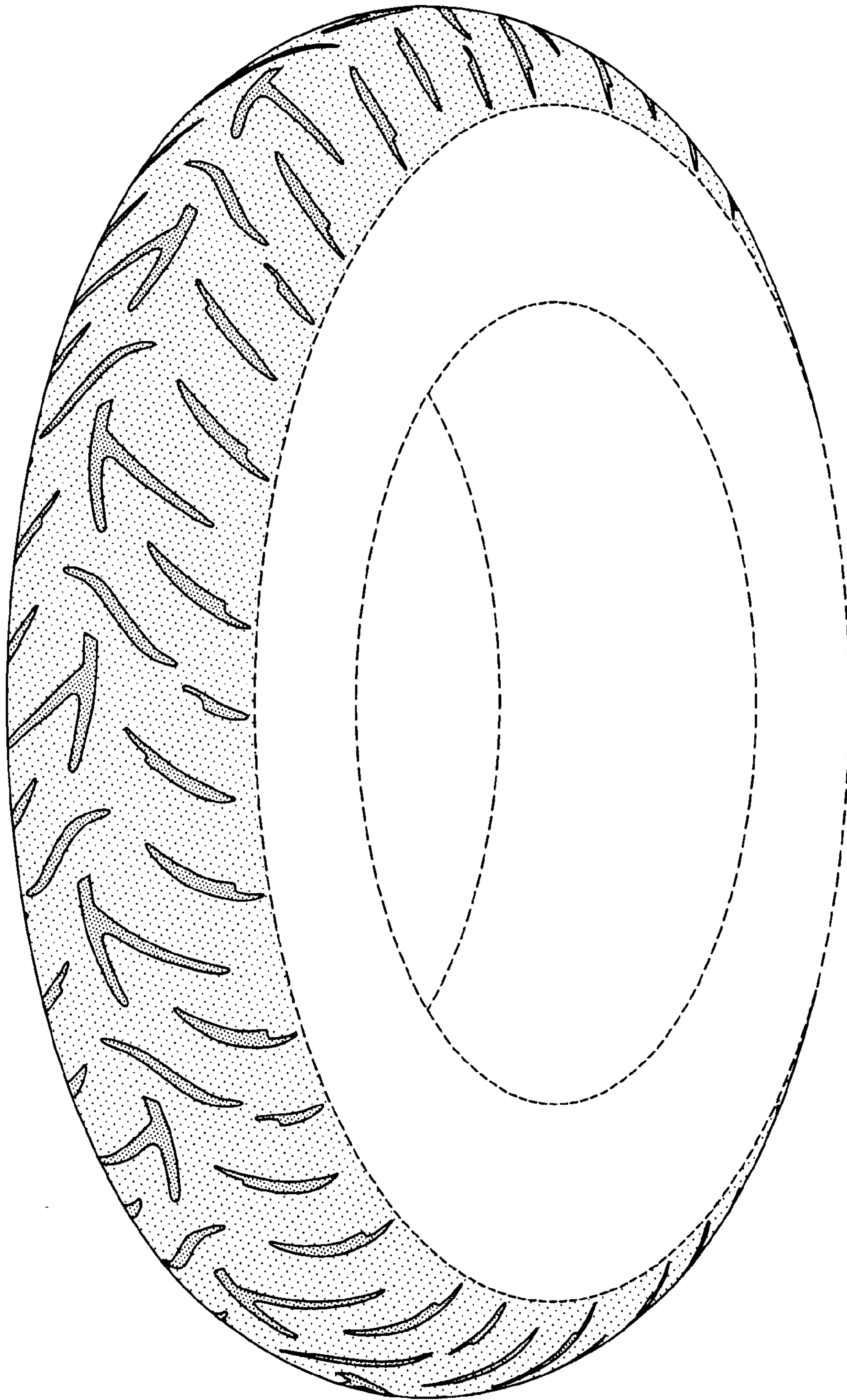


FIG-1

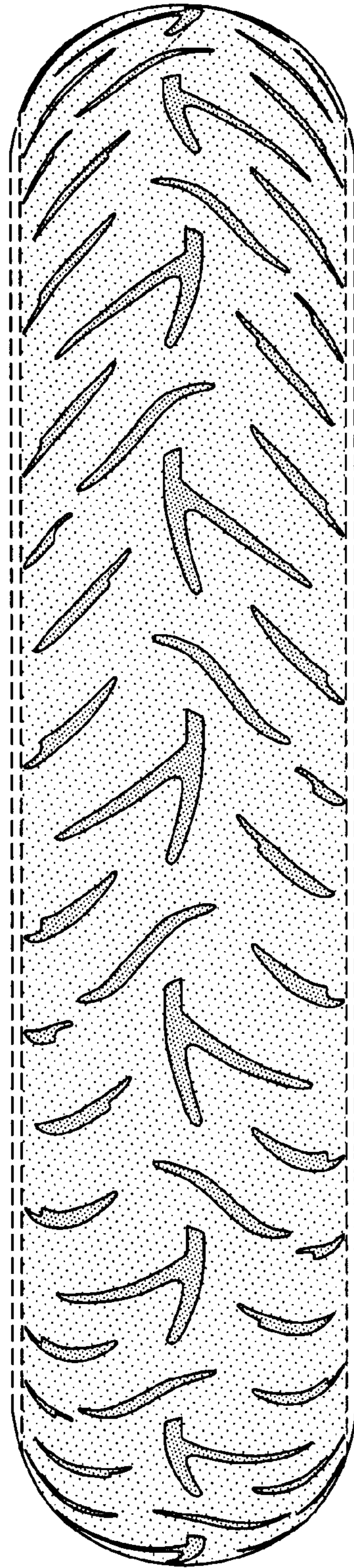


FIG-2

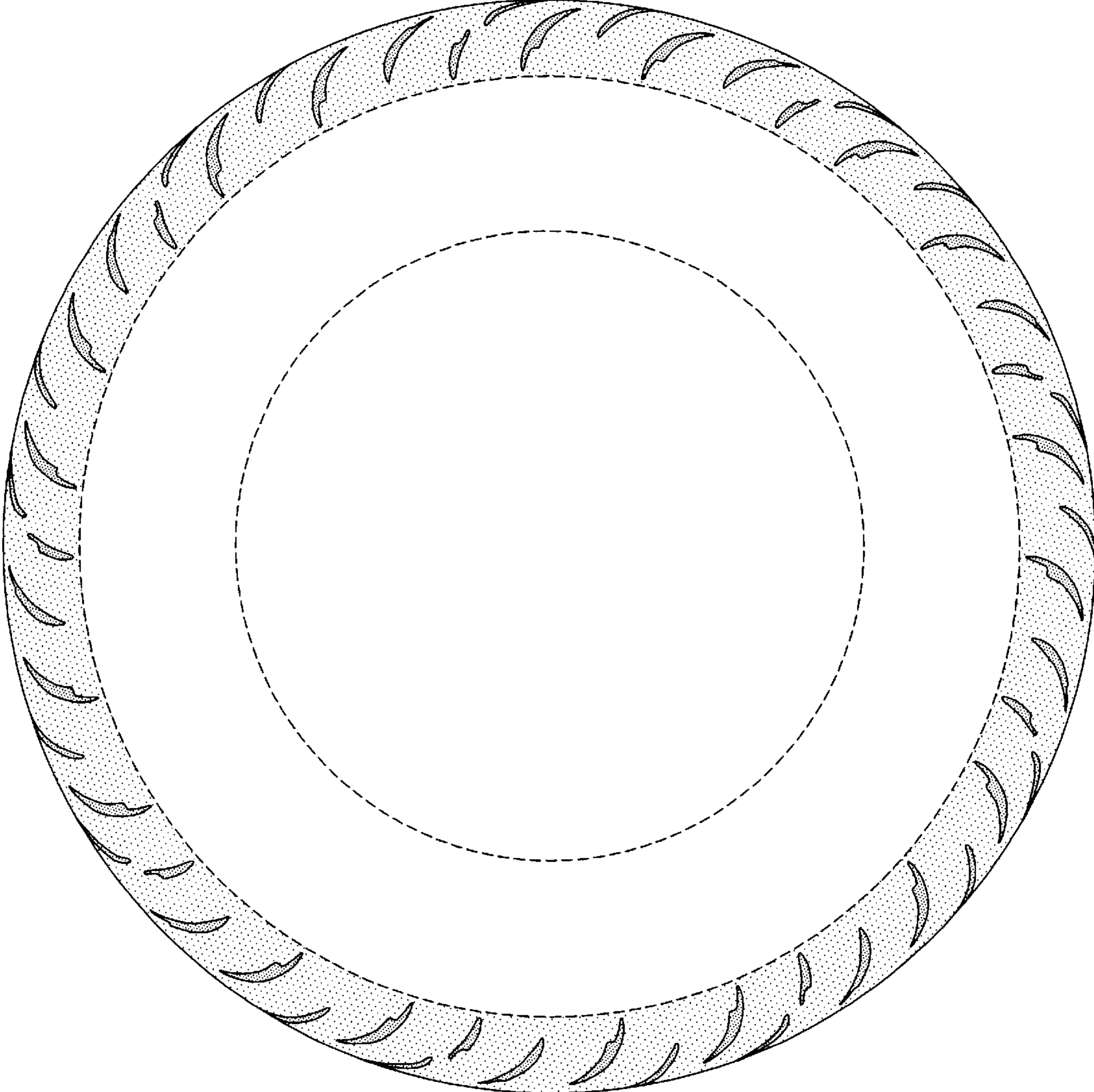


FIG-3

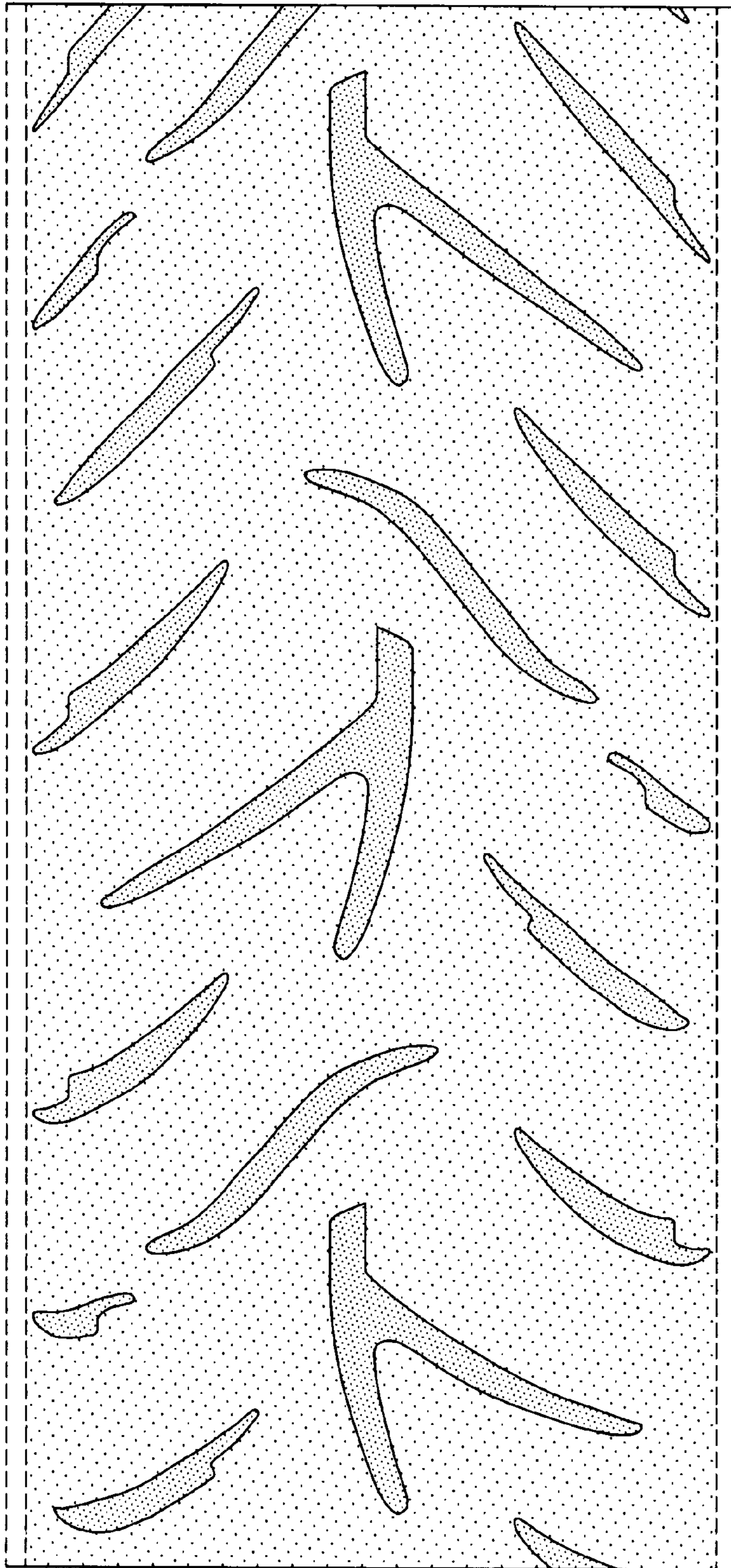


FIG-4