



US00D522444S

(12) **United States Design Patent**
Jackson et al.

(10) **Patent No.: US D522,444 S**
(45) **Date of Patent: ** *Jun. 6, 2006**

(54) **TIRE TREAD**

D499,374 S 12/2004 Jackson et al. D12/535

(75) Inventors: **Michael Jackson**, East Amherst, NY (US); **Chris Michael Zawistowski**, Buffalo, NY (US); **Michael Dewey Manning**, Lower Buffalo, NY (US)

(73) Assignee: **The Goodyear Tire & Rubber Company**, Akron, OH (US)

(*) Notice: This patent is subject to a terminal disclaimer.

(**) Term: **14 Years**

(21) Appl. No.: **29/213,803**

(22) Filed: **Sep. 23, 2004**

(51) **LOC (8) Cl.** **12-15**

(52) **U.S. Cl.** **D12/535**

(58) **Field of Classification Search** D12/534, D12/535, 563, 569, 570, 599; 152/209.01, 152/209.11, 209.14, 209.16

See application file for complete search history.

(56) **References Cited**

U.S. PATENT DOCUMENTS

- 6,311,747 B1 * 11/2001 Armellin et al. 152/209.11
- D487,052 S * 2/2004 Toyozawa et al. D12/535
- D487,247 S * 3/2004 Yamane D12/535
- D490,359 S * 5/2004 Isaka D12/535
- D490,360 S 5/2004 Jackson et al. D12/535

OTHER PUBLICATIONS

Maxxis V1 Tire, 2003 Tread Design Guide, Jan. 2003, p. 199. 1/2.*

Mcihelin Hi-Sport TX25 Race 3 (Rear) Sportbike Radial Tire, 2003 Tread Design Guide, Jan. 2003, p. 204. 2/2.*

* cited by examiner

Primary Examiner—Robert M. Spear

(74) *Attorney, Agent, or Firm*—Richard B. O’Planick

(57) **CLAIM**

The ornamental Design for a tire tread, as shown and described.

DESCRIPTION

FIG. 1 is a perspective view of a tire tread showing our new design, it being understood that the pattern repeats uniformly throughout the circumference of the thread;


FIG. 2 is a front elevational view thereof;

FIG. 3 is a right side elevational view thereof; the opposite side being a mirror image thereof; and,

FIG. 4 is an enlarged fragmentary front elevational view thereof.

In the drawings, the broken lines defining the sidewall, inner bead and the peripheral boundary between the tire tread and the sidewall are for illustrative purposes only and form no part of the claimed design.

1 Claim, 4 Drawing Sheets



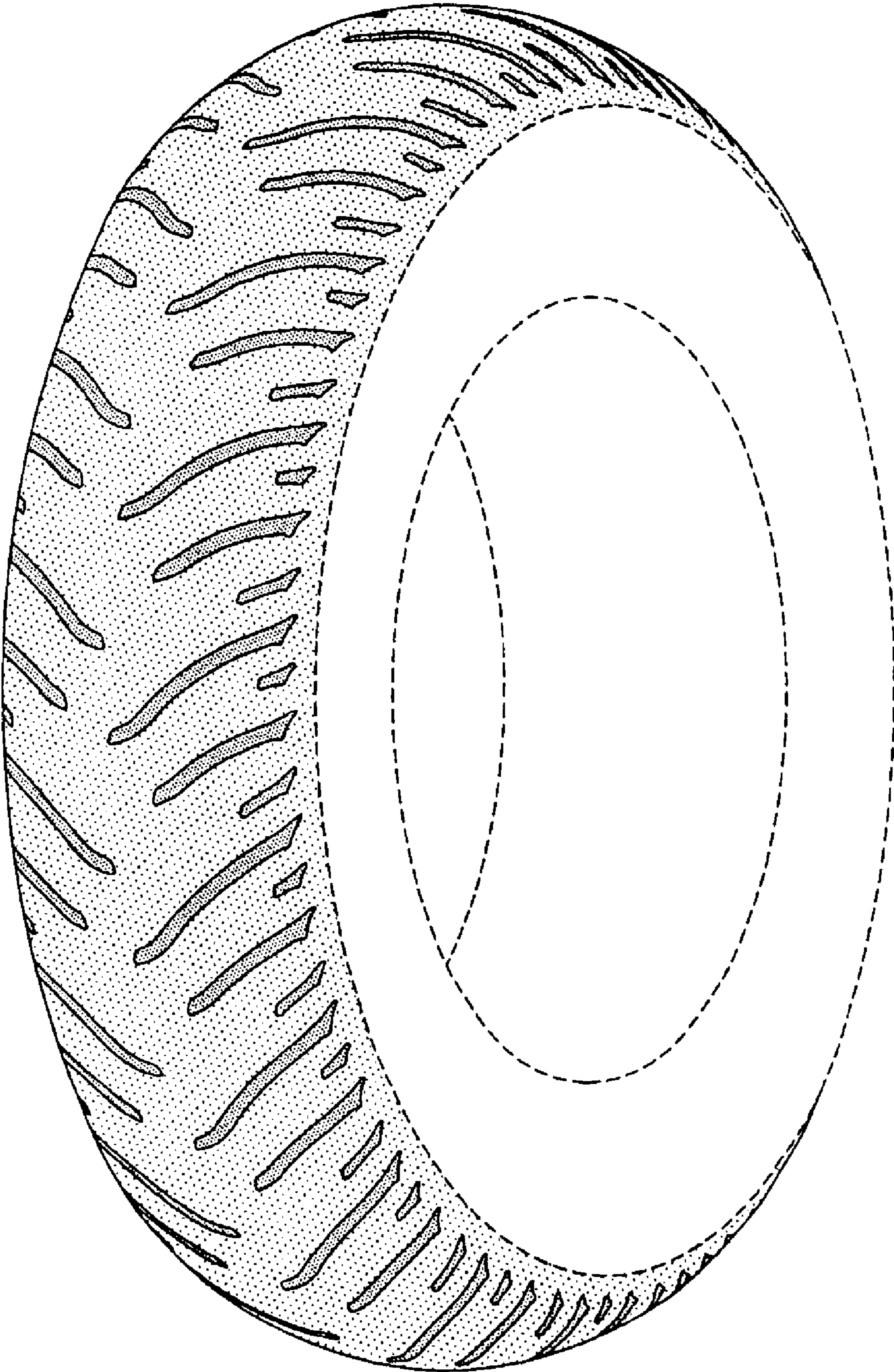


FIG-1

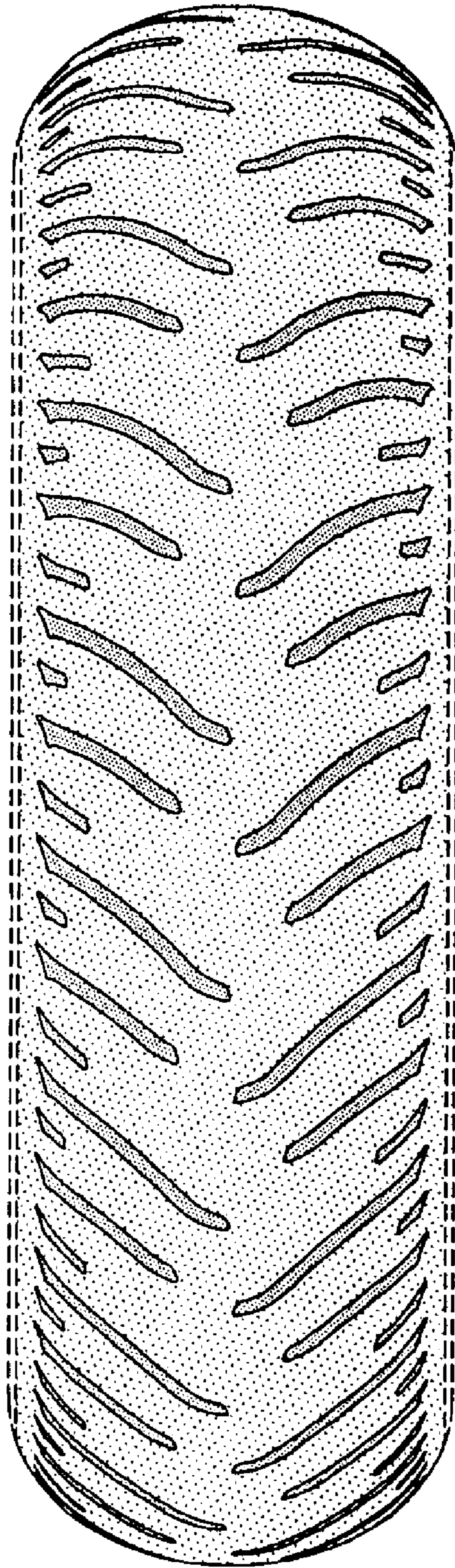


FIG-2




FIG-3

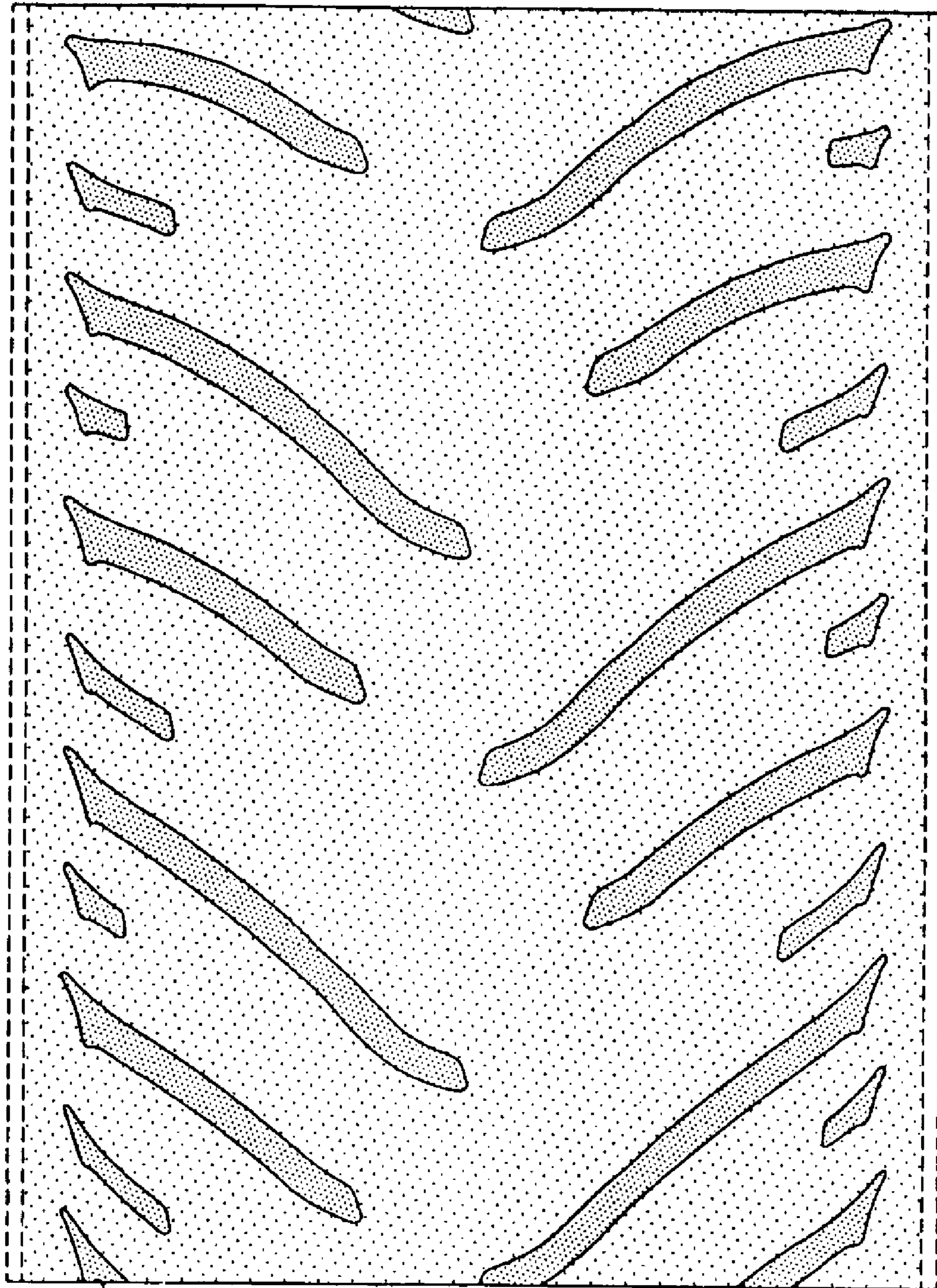


FIG-4