



US00D522437S

(12) **United States Design Patent**
Long

(10) **Patent No.:** **US D522,437 S**

(45) **Date of Patent:** **** Jun. 6, 2006**

(54) **WHEEL**

(75) Inventor: **Jeff Long**, Keller, TX (US)

(73) Assignee: **American IronHorse Motorcycle Company, Inc.**, Fort Worth, TX (US)

(**) Term: **14 Years**

(21) Appl. No.: **29/239,080**

(22) Filed: **Sep. 27, 2005**

(51) **LOC (8) Cl.** **12-16**

(52) **U.S. Cl.** **D12/209**

(58) **Field of Classification Search** D12/204-213;
301/37.101, 64.101, 65

See application file for complete search history.

(56) **References Cited**

U.S. PATENT DOCUMENTS

D372,696 S	*	8/1996	Tung	D12/209
D455,108 S	*	4/2002	Kaucher	D12/209
D477,800 S	*	7/2003	Brown et al.	D12/209
D497,135 S	*	10/2004	Anderson et al.	D12/209
D497,138 S	*	10/2004	Anderson et al.	D12/209

* cited by examiner

Primary Examiner—Stacia Cadmus

(74) *Attorney, Agent, or Firm*—Venable LLP; Stuart I. Smith

(57) **CLAIM**

The ornamental design for a wheel, as shown and described.

DESCRIPTION

FIG. 1 is a front view of a first embodiment of a wheel in accordance with the invention, the back view is a mirror image of the front view;

FIG. 2 is a top view of the wheel shown in FIG. 1, the bottom, left side and right side views are identical to the top view;

FIG. 3 is a perspective view of the wheel shown in FIGS. 1 and 2;

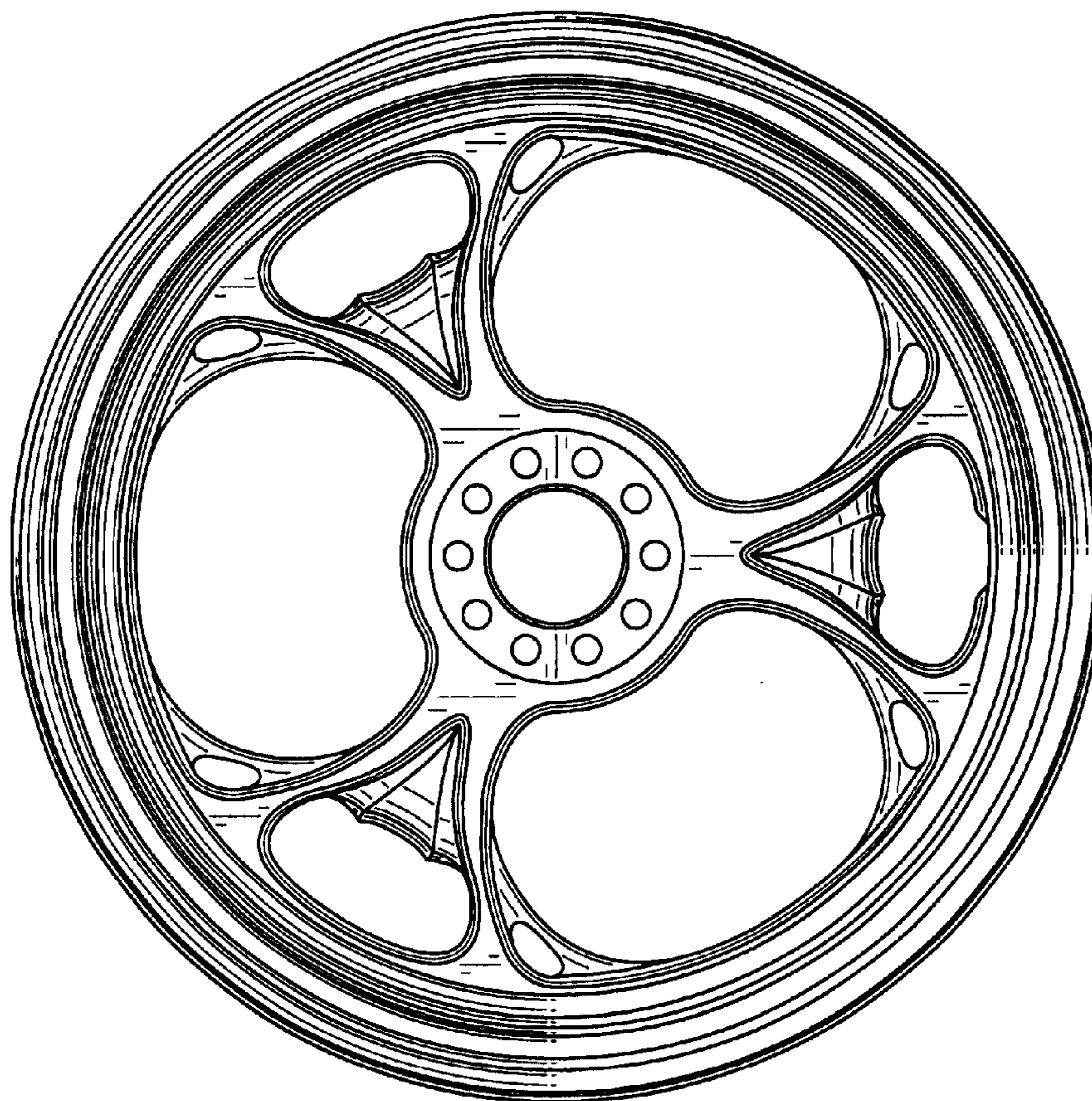
FIG. 4 is a front view of a second embodiment of a wheel in accordance with the invention, the back view is a mirror image of the front view;

FIG. 5 is a top view of the wheel shown in FIG. 4, the bottom view, left side view and right side view are identical to the top view; and,

FIG. 6 is a perspective view of the wheel shown in FIGS. 4 and 5.

Features shown in dashed lines are environment only and are not part of the invention.

1 Claim, 4 Drawing Sheets






FIG. 1




FIG. 2

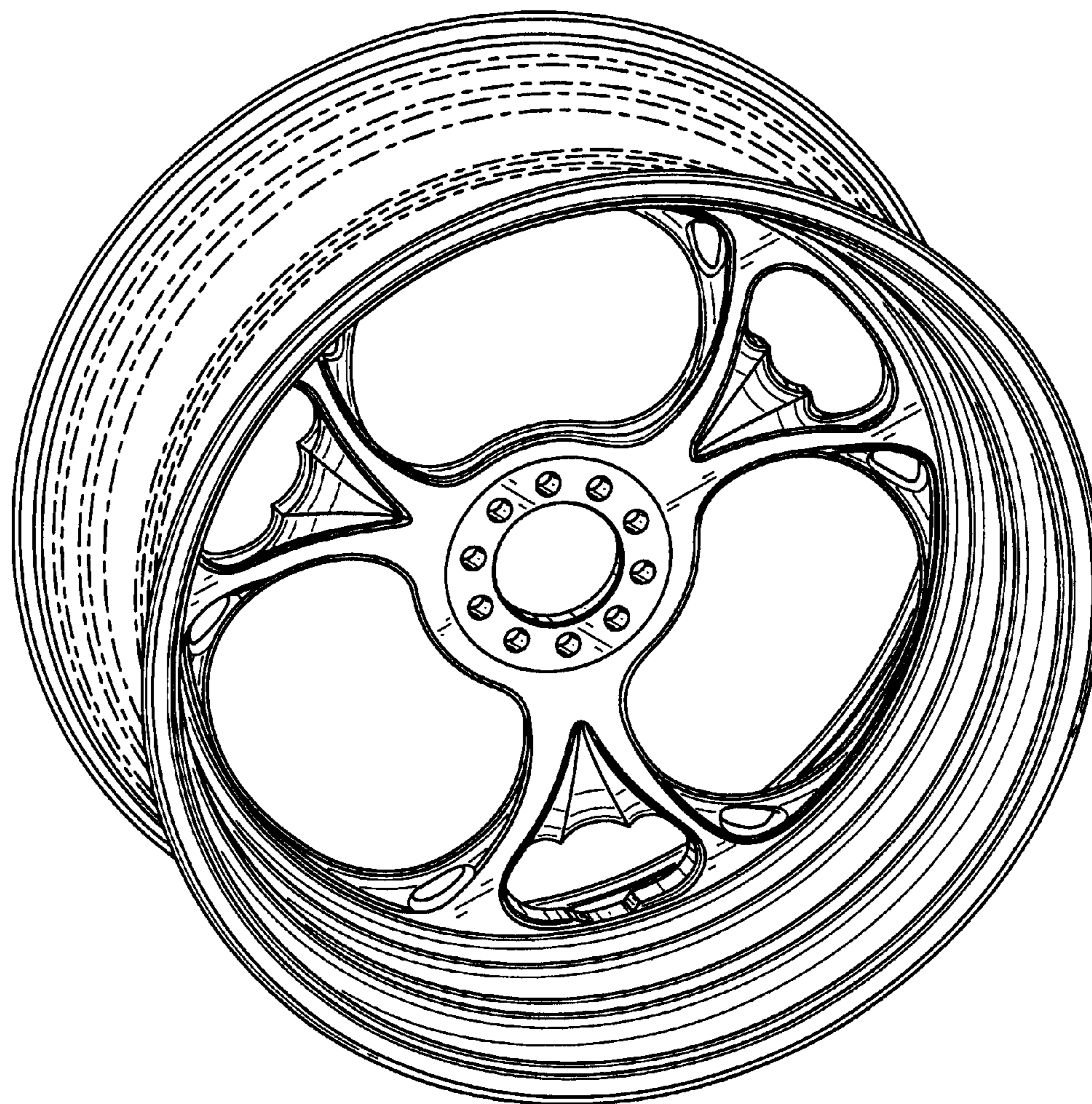


FIG. 3

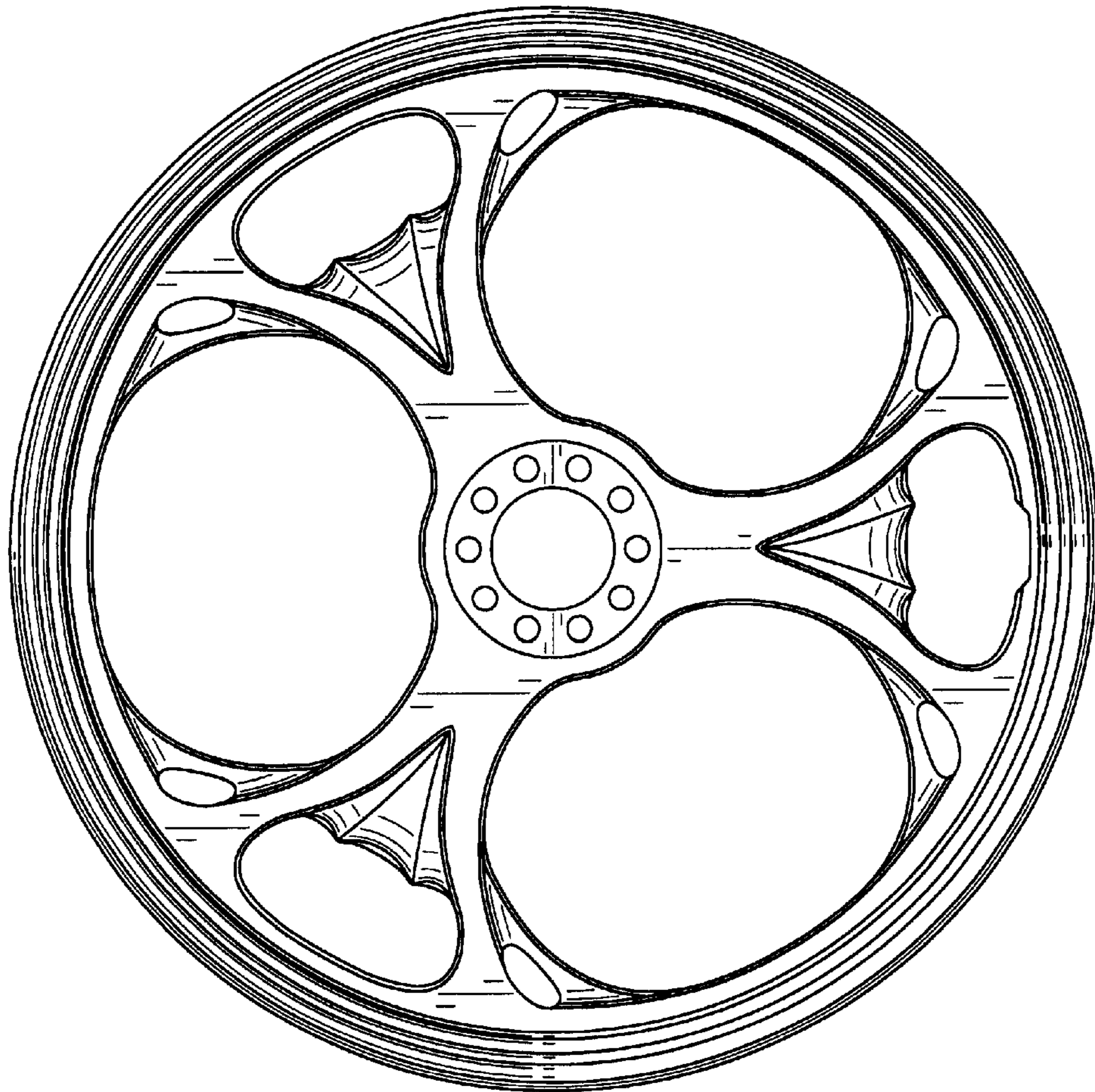


FIG. 4




FIG. 5




FIG. 6