



US00D522436S

(12) **United States Design Patent**  
**Long**

(10) **Patent No.:** **US D522,436 S**

(45) **Date of Patent:** **\*\* Jun. 6, 2006**

(54) **WHEEL**

D508,885 S \* 8/2005 Marji ..... D12/209

(75) Inventor: **Jeff Long**, Keller, TX (US)

\* cited by examiner

(73) Assignee: **American IronHorse Motorcycle Company, Inc.**, Fort Worth, TX (US)

*Primary Examiner*—Stacia Cadmus

(74) *Attorney, Agent, or Firm*—Venable LLP; Stuart I. Smith

(\*\*) Term: **14 Years**

(57) **CLAIM**

(21) Appl. No.: **29/239,078**

The ornamental design for a wheel, as shown and described.

(22) Filed: **Sep. 27, 2005**

**DESCRIPTION**

(51) **LOC (8) Cl.** ..... **12-16**

FIG. 1 is a front view of a first embodiment of a wheel in accordance with the invention, the back view is a mirror image of the front view;

(52) **U.S. Cl.** ..... **D12/209**

FIG. 2 is a top view of the wheel shown in FIG. 1, the bottom, left side and right side views are identical to the top view;

(58) **Field of Classification Search** ..... D12/204–213;  
301/37.101, 64.101, 65  
See application file for complete search history.

FIG. 3 is a perspective view of the wheel shown in FIGS. 1 and 2;

(56) **References Cited**

**U.S. PATENT DOCUMENTS**

D466,461 S	*	12/2002	Kataoka	.....	D12/209
D474,439 S	*	5/2003	McMath	.....	D12/209
D479,174 S	*	9/2003	McMath	.....	D12/209
D489,308 S	*	5/2004	Tirado	.....	D12/209
D491,124 S	*	6/2004	Rice	.....	D12/209
D496,621 S	*	9/2004	McMath	.....	D12/209
D497,134 S	*	10/2004	Anderson et al.	.....	D12/209
D497,135 S	*	10/2004	Anderson et al.	.....	D12/209
D500,722 S	*	1/2005	Hussaini et al.	.....	D12/209


FIG. 4 is a front view of a second embodiment of a wheel in accordance with the invention, the back view is a mirror image of the front view;

FIG. 5 is a top view of the wheel shown in FIG. 4, the bottom view, left side view and right side view are identical to the top view; and,

FIG. 6 is a perspective view of the wheel shown in FIGS. 4 and 5.

Features shown in dashed lines are environment only and are not part of the invention.

**1 Claim, 4 Drawing Sheets**






FIG. 1




FIG. 2

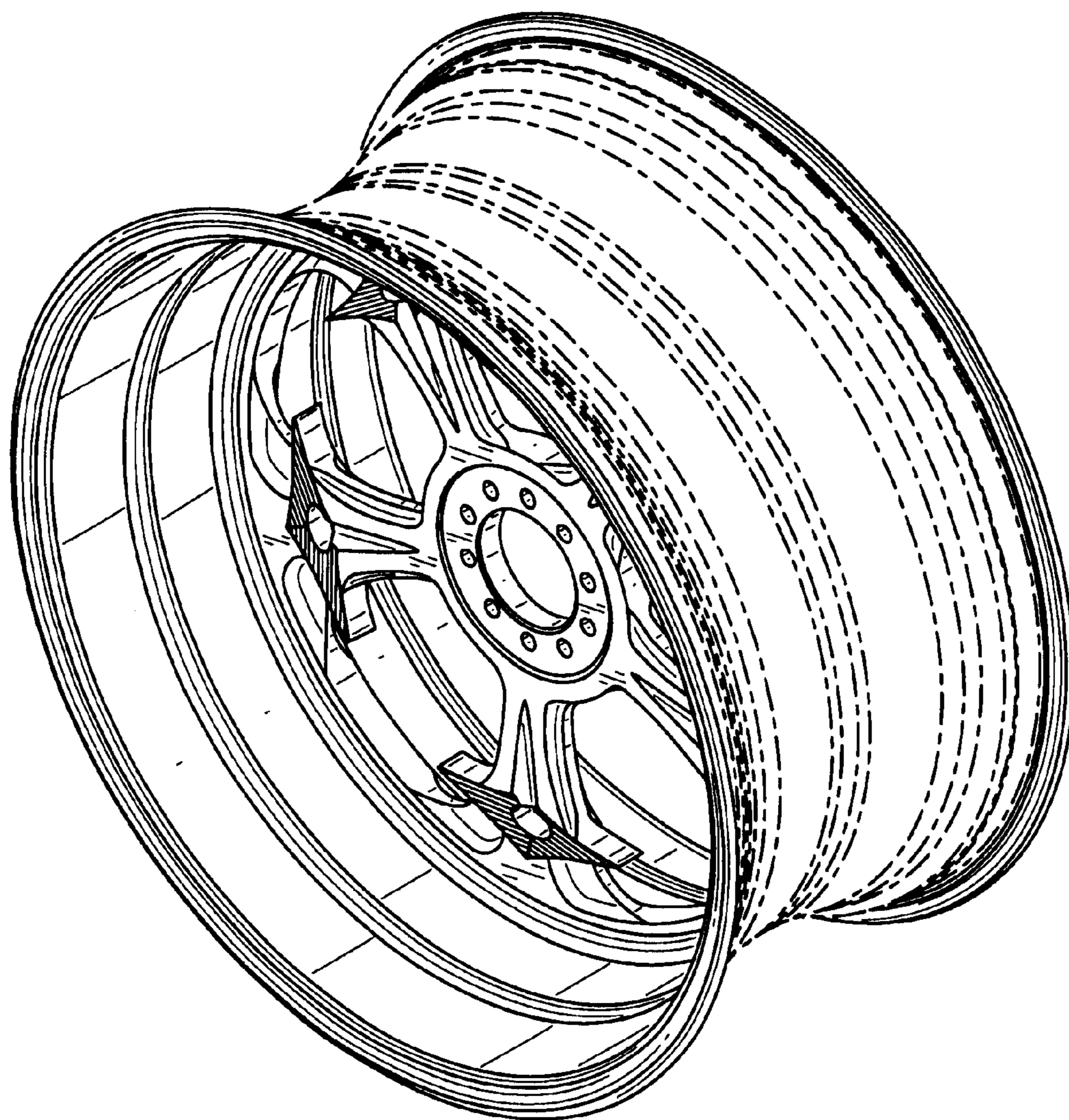


FIG. 3

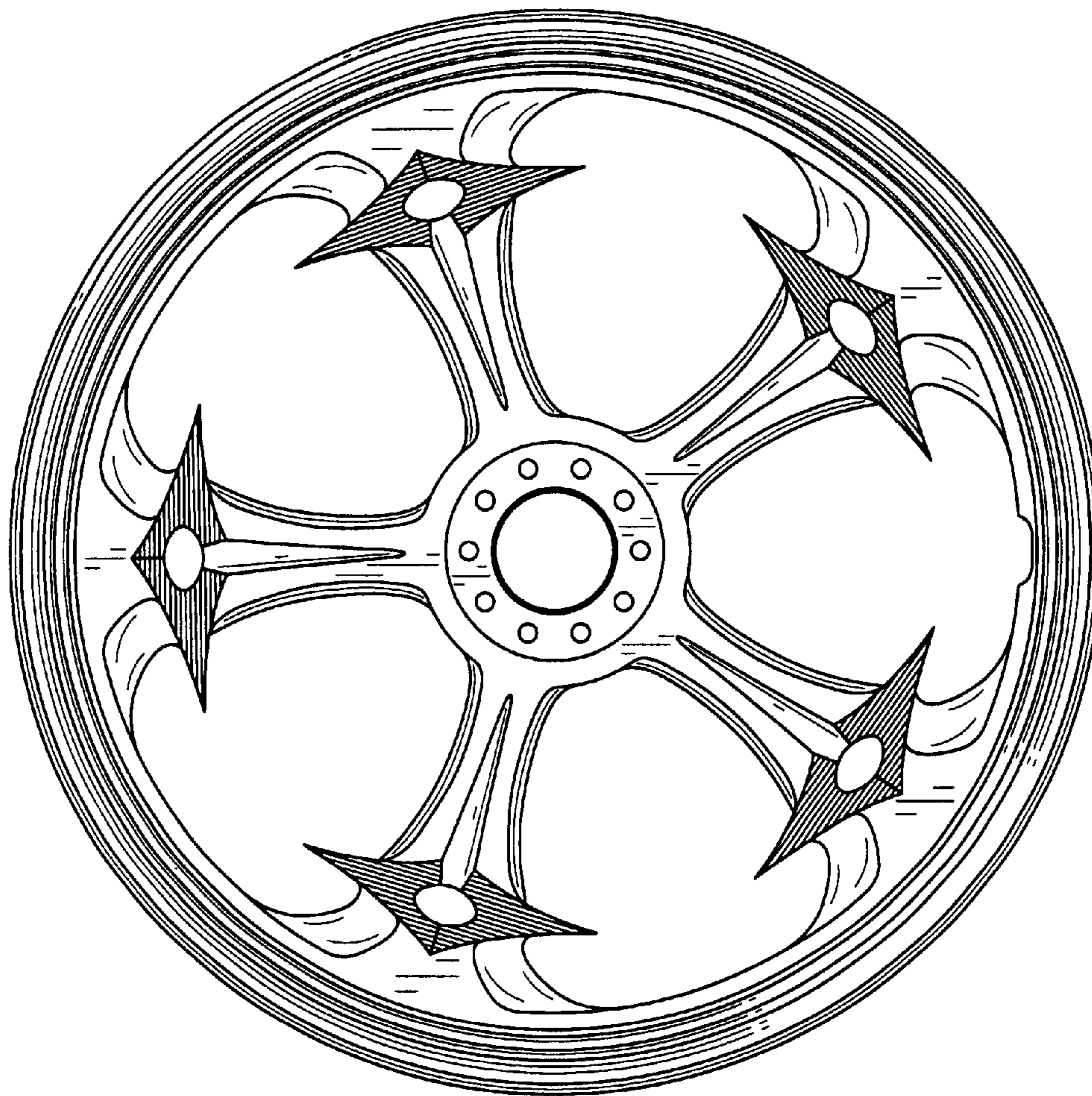


FIG. 4




FIG. 5

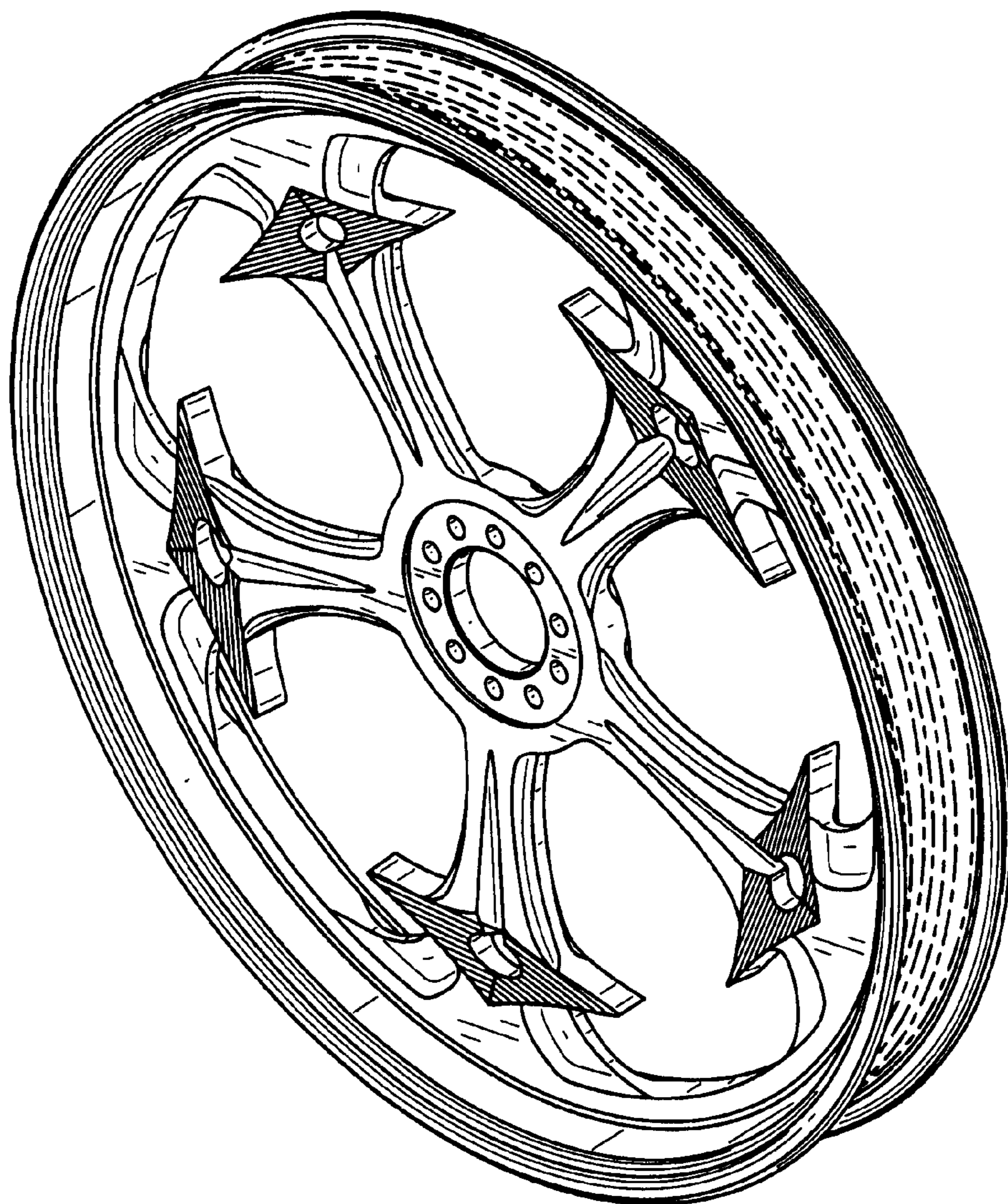


FIG. 6