

US00D522428S

(12) **United States Design Patent**
MacNeil

(10) **Patent No.:** **US D522,428 S**

(45) **Date of Patent:** **** Jun. 6, 2006**

(54) **TREAD PATTERN FOR VEHICLE FLOOR
MAT OR TRAY**

(76) **Inventor:** **David F. MacNeil**, 205 E. Sixth St.,
Hinsdale, IL (US) 60521

(**) **Term:** **14 Years**

(21) **Appl. No.:** **29/234,657**

(22) **Filed:** **Jul. 21, 2005**

Related U.S. Application Data

(63) Continuation-in-part of application No. 29/216,184, filed on
Oct. 29, 2004.

(51) **LOC (8) Cl.** **12-16**

(52) **U.S. Cl.** **D12/203**

(58) **Field of Classification Search** D12/203;
D6/582-586, 592; 296/97.23; 15/215-217;
428/141; 280/163-164.1

See application file for complete search history.

(56) **References Cited**

U.S. PATENT DOCUMENTS

- D174,795 S * 5/1955 Caldwell D12/203
- D178,726 S 9/1956 Friedman
- D355,321 S 2/1995 Giles
- D377,780 S 2/1997 MacNeil
- D393,238 S 4/1998 Kraines
- D408,342 S 4/1999 Yang
- 6,027,782 A 2/2000 Sherman
- D425,005 S * 5/2000 Rizvi D12/203
- D442,530 S * 5/2001 Lu D12/203
- D454,321 S 3/2002 Lu
- D467,532 S * 12/2002 Kraines D12/203
- D469,047 S 1/2003 Kuo
- D471,850 S * 3/2003 Kraines D12/203
- D485,110 S 1/2004 Theorin
- D486,436 S 2/2004 Hussaini et al.

- D489,306 S * 5/2004 Kraines D12/203
- D491,122 S 6/2004 Kraines
- D493,323 S 7/2004 Juliano
- D499,057 S 11/2004 Lafleur
- D510,553 S * 10/2005 Hussaini et al. D12/203

OTHER PUBLICATIONS

Web page featuring Husky Heavy Duty "All Weather" mat,
downloaded from <http://www.premiermotoring.net> on Aug.
15, 2005.

WeatherTech Floor Mat Product Sheet, MacNeil Auto-
motive Products Limited, Downers Grove, IL, Nov. 1994.

STRICTLY Catalog for Explorer/Mountaineer/Expedition/
Navigator, MacNeil Automotive Products Limited, Downers
Grove, IL, 1999, pp. 1-2, 4-7.

* cited by examiner

Primary Examiner—Stacia Cadmus

(74) *Attorney, Agent, or Firm*—Daspin & Aument, LLP;
Jefferson Perkins

(57) **CLAIM**

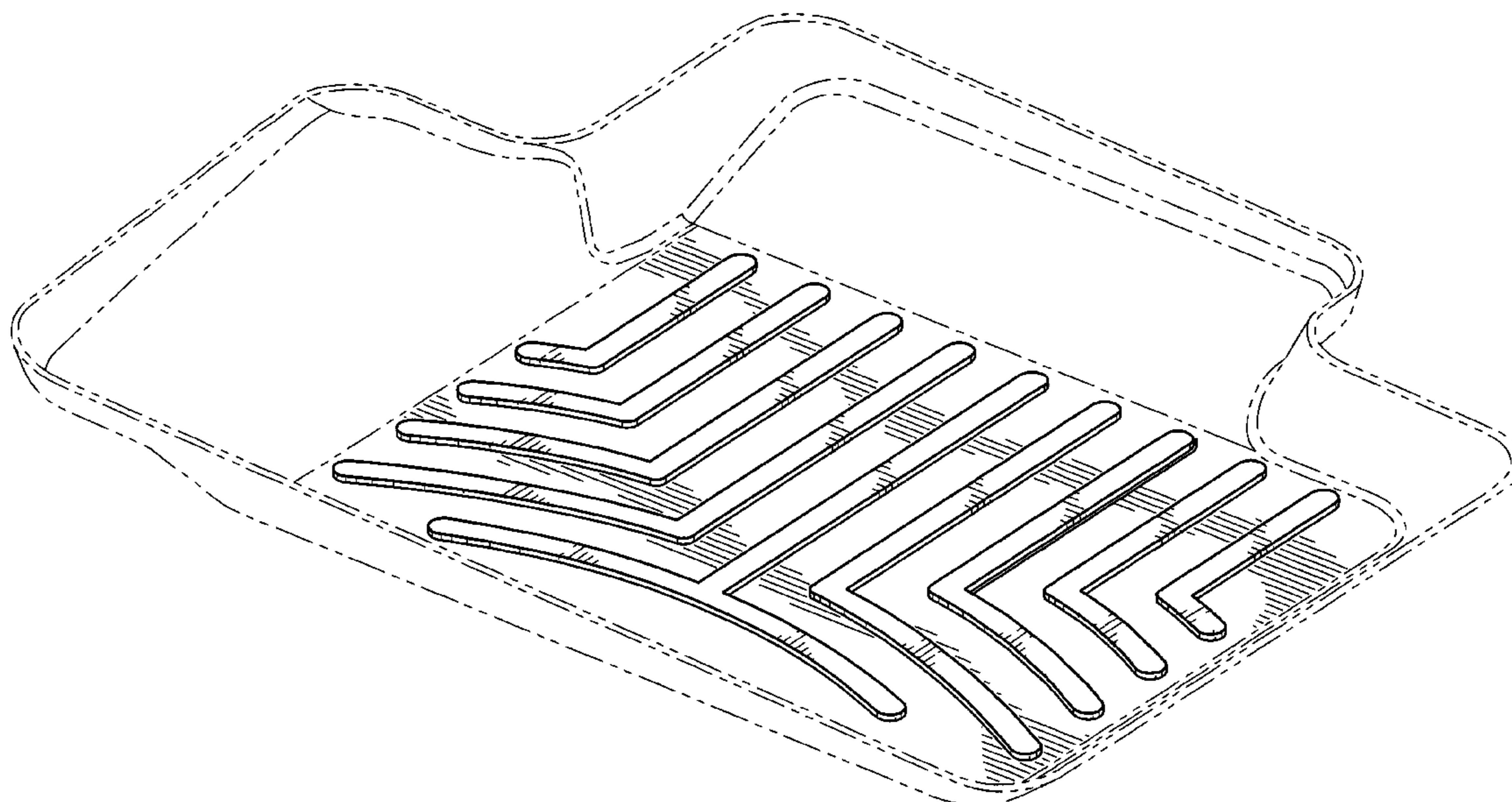
The ornamental design for a tread pattern for vehicle floor
mat or tray, as shown and described.

DESCRIPTION

FIG. 1 is a perspective view of my new tread design;
FIG. 2 is a top view of my design;
FIG. 3 is an enlarged sectional view taken along line 3—3
of FIG. 2; and,
FIG. 4 is an enlarged sectional view of my design taken
along line 4—4 of FIG. 2.

The back and external sides of the vehicle floor mat or tray
into which my design is incorporated are unadorned and
form no portion of the claimed design. The broken line
showing of environment is for illustrative purposes only and
forms no portion of the claimed design.

1 Claim, 3 Drawing Sheets



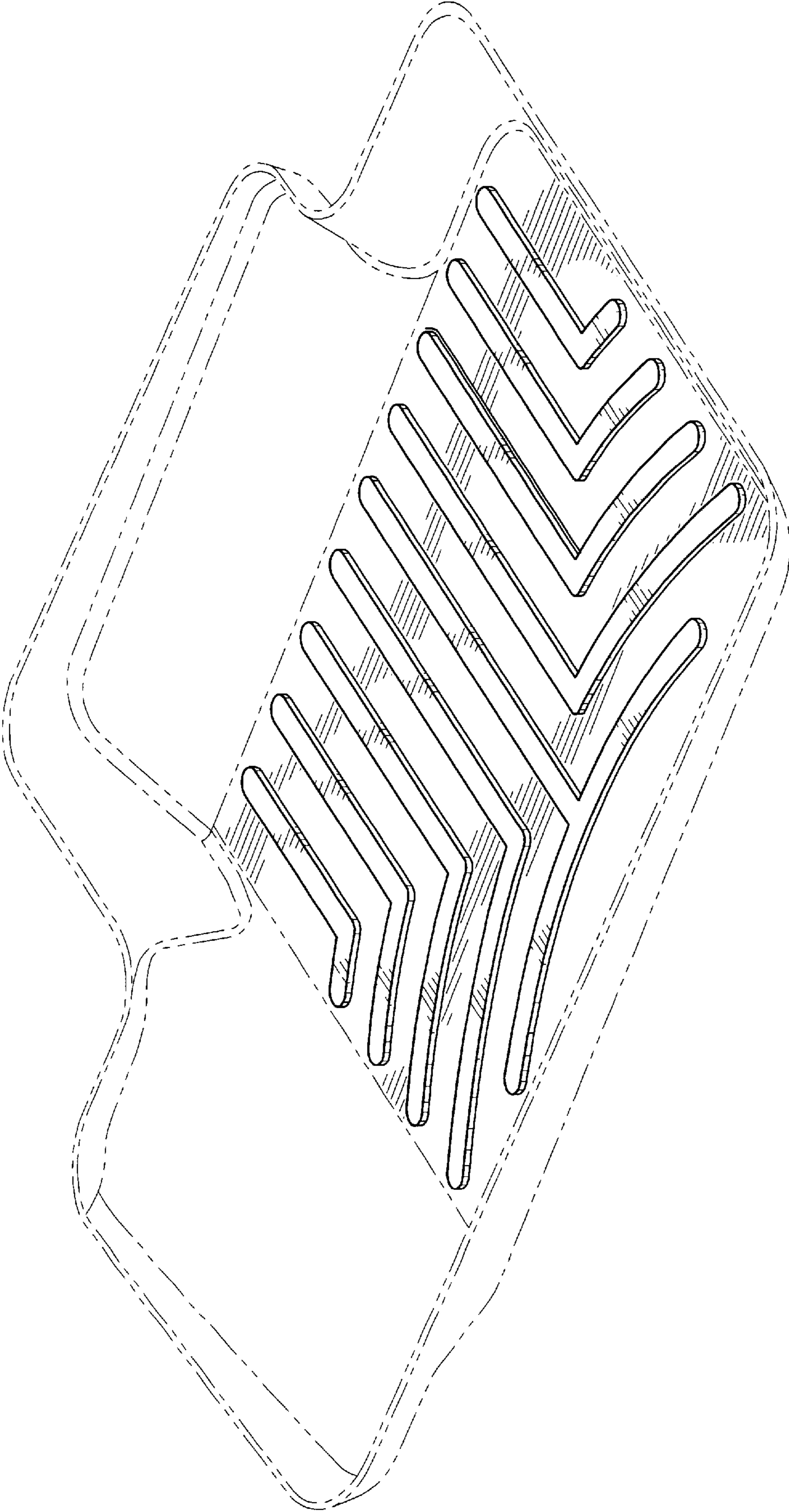


FIG. 1

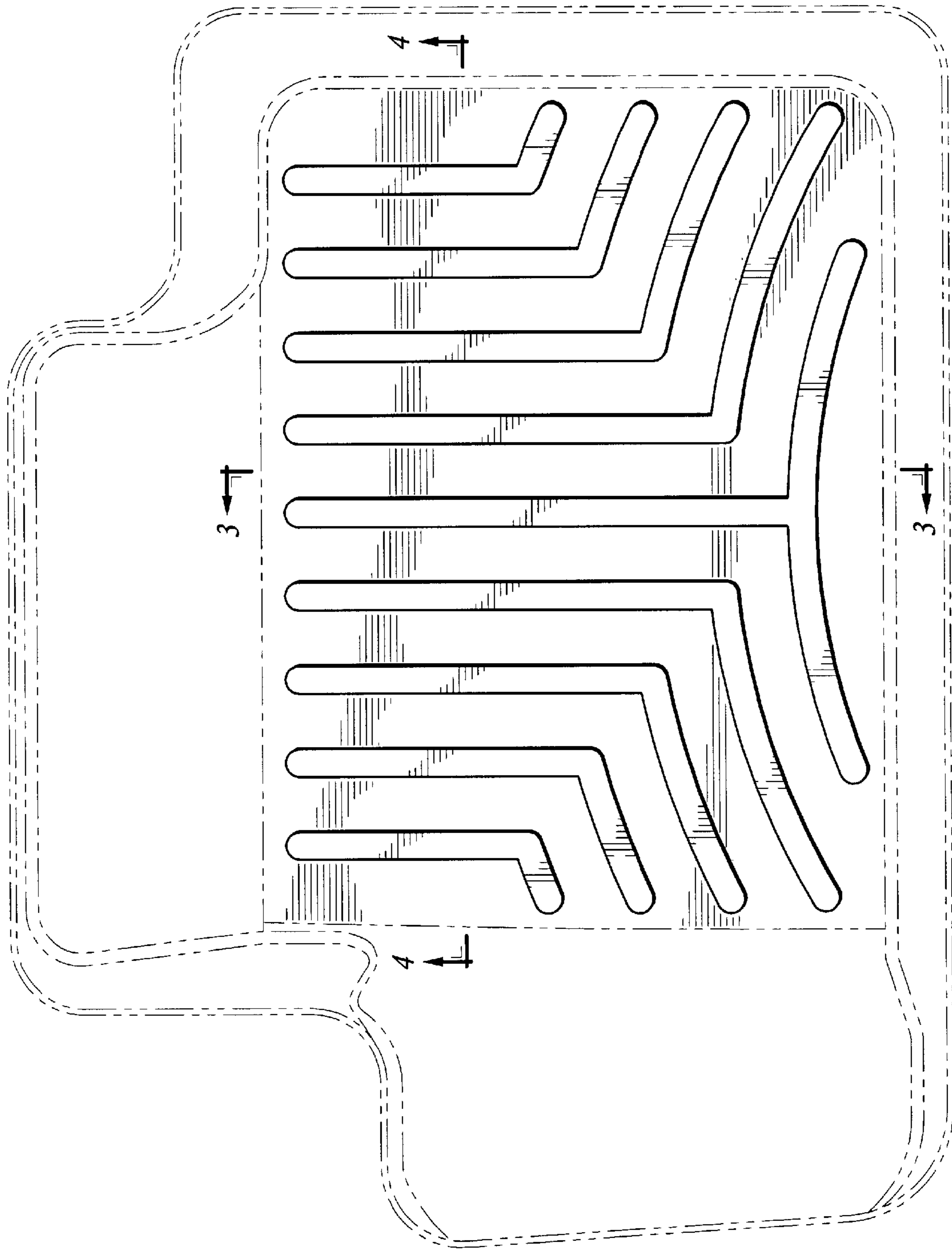


FIG. 2

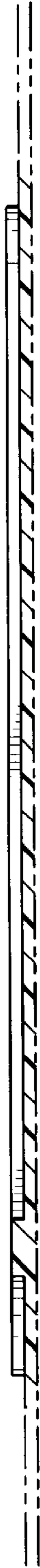


FIG. 3



FIG. 4