



US00D522425S

(12) **United States Design Patent**
Beigel et al.

(10) **Patent No.:** **US D522,425 S**

(45) **Date of Patent:** **** Jun. 6, 2006**

(54) **ROOF OF A TRUCK VEHICLE**

D433,966 S	11/2000	Beigel	
D436,894 S	*	1/2001	Barracough et al. D12/96
D437,258 S	*	2/2001	Meryman et al. D12/96
D460,023 S	*	7/2002	Beigel D12/96
D465,749 S		11/2002	Beigel

(75) Inventors: **David J. Beigel**, Payne, OH (US);
Craig L. Randolph, Fort Wayne, IN
(US); **Kris K. Timmerman**,
Huntertown, IN (US); **Ronald F.**
Mitchell, Taylor, MI (US)

* cited by examiner

(73) Assignee: **International Truck and Engine**
Corporation Canada, Warrenville, IL
(US)

Primary Examiner—Melody N. Brown
(74) *Attorney, Agent, or Firm*—Gerald W. Askew; Jeffrey P.
Calfa; Dennis Kelly Sullivan

(**) Term: **14 Years**

(57) **CLAIM**

(21) Appl. No.: **29/231,921**

The ornamental design for a roof of a truck vehicle, as
shown and described.

(22) Filed: **Jun. 10, 2005**

DESCRIPTION

(51) **LOC (8) Cl.** **12-16**

(52) **U.S. Cl.** **D12/196; D12/96**

(58) **Field of Classification Search** D12/196,
D12/190, 90-92, 96; 296/56, 57.1, 183, 185,
296/190, 196, 197, 89.11, 89.12

FIG. 1 is a left, front perspective view of a roof of a truck
vehicle showing our new design;
FIG. 2 is a top view thereof;
FIG. 3 is a front view thereof;
FIG. 4 is a right side view thereof; and,
FIG. 5 is a left side view thereof.

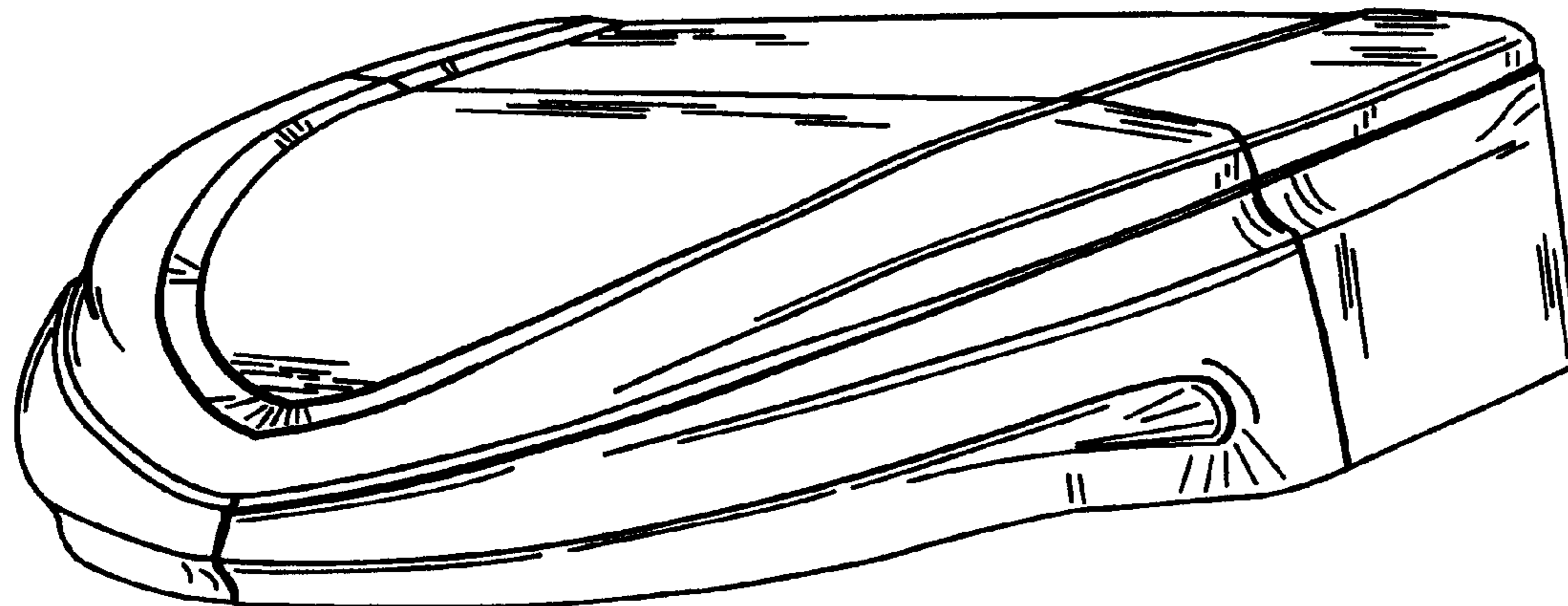
See application file for complete search history.

(56) **References Cited**

U.S. PATENT DOCUMENTS

D394,624 S 5/1998 Allendorph et al.

1 Claim, 2 Drawing Sheets



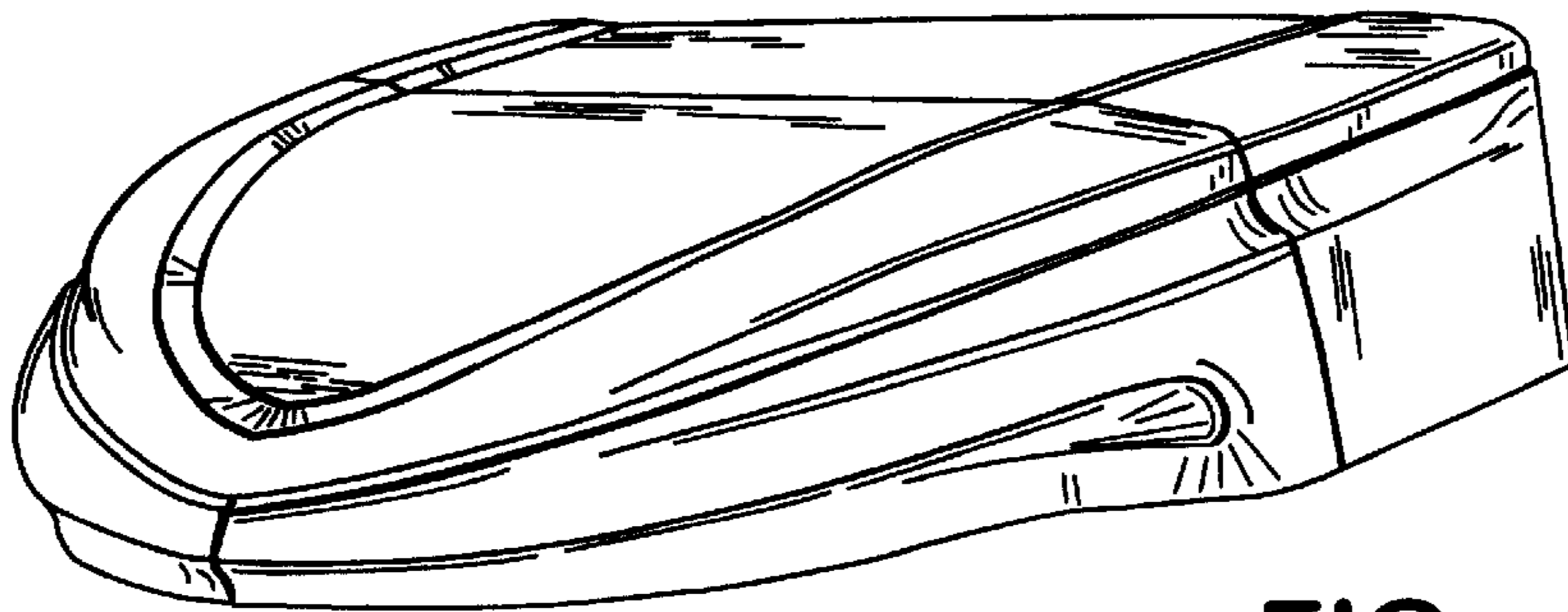


FIG. 1

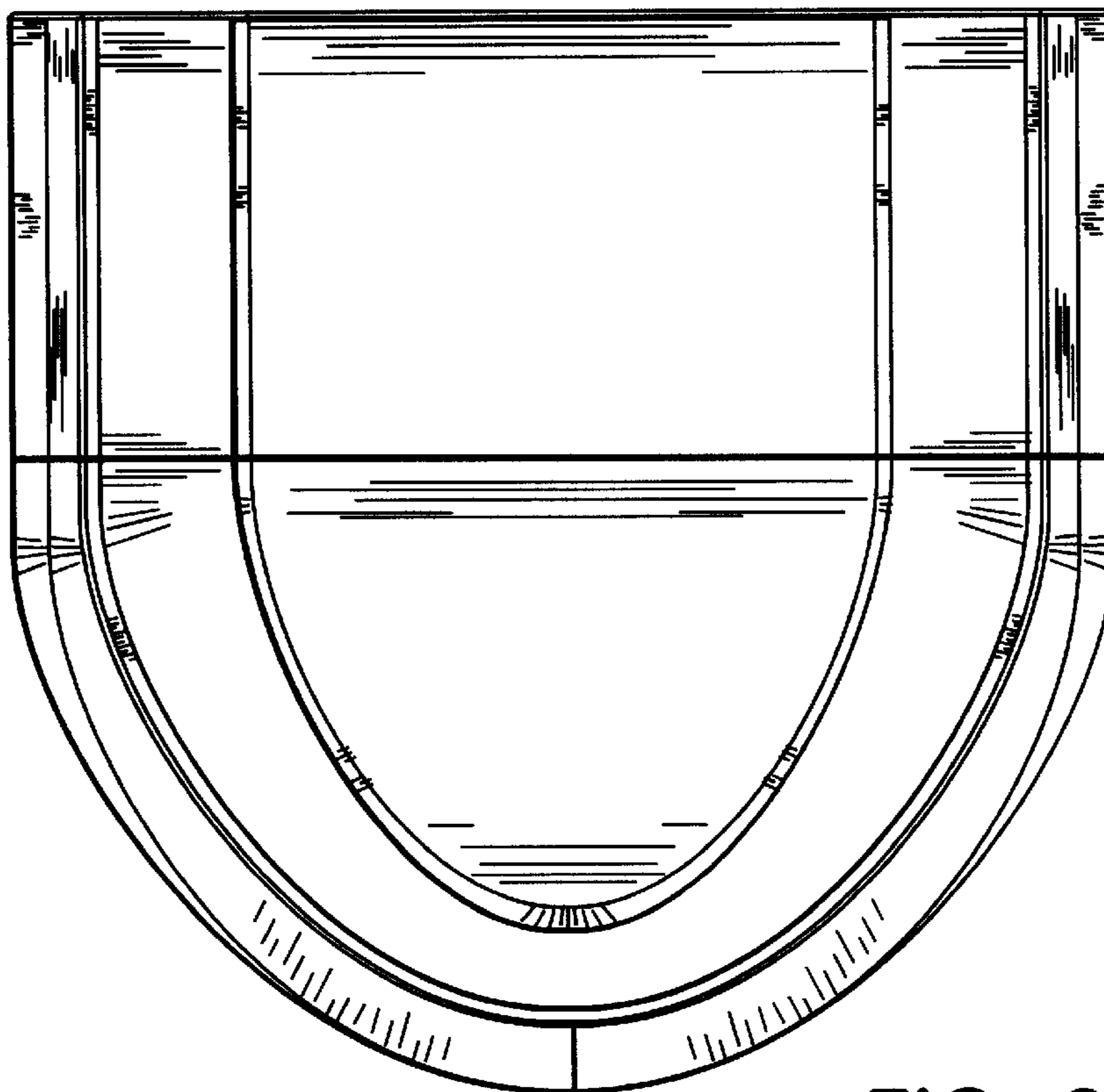


FIG. 2

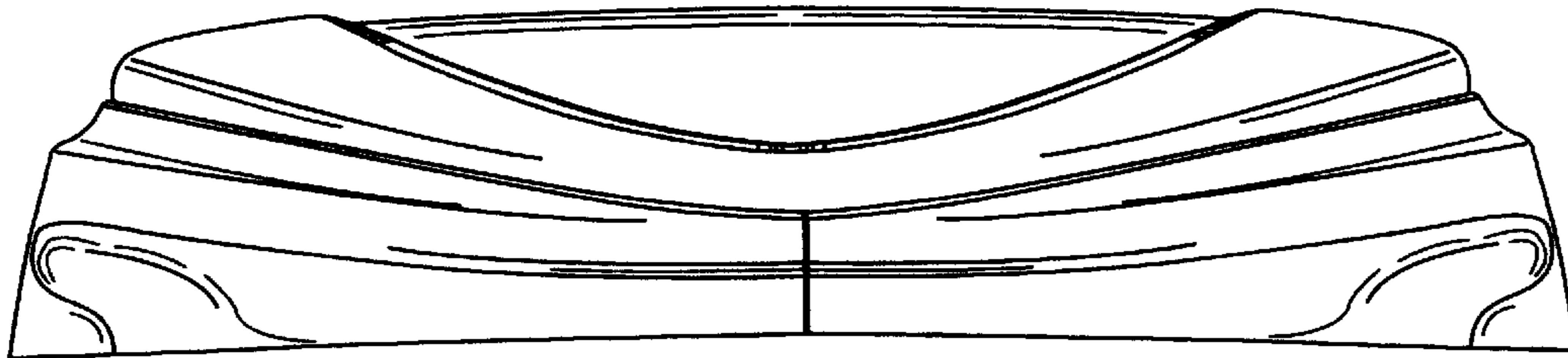


FIG. 3




FIG. 4




FIG. 5