



US00D522404S

(12) **United States Design Patent**
Kerdil

(10) **Patent No.:** **US D522,404 S**
(45) **Date of Patent:** **** Jun. 6, 2006**

(54) **FLOWER VASE**
(75) Inventor: **Frank Kerdil**, Vissenbjerg (DK)
(73) Assignee: **Callto ApS** (DK)
(**) Term: **14 Years**

D365,540 S * 12/1995 Weder et al. D11/152
D391,097 S * 2/1998 Eichert et al. D6/455
D454,065 S * 3/2002 Bryan et al. D9/430
D469,691 S * 2/2003 Brondyke et al. D9/431
6,561,414 B1 * 5/2003 Cai 229/400
6,595,409 B1 * 7/2003 Hashimoto et al. 229/400
D480,302 S * 10/2003 McLeish D9/430
6,735,903 B1 * 5/2004 Weder 47/72

(21) Appl. No.: **29/225,652**
(22) Filed: **Mar. 18, 2005**
(30) **Foreign Application Priority Data**

Sep. 23, 2004 (EM) 000231816-0001

(51) **LOC (8) Cl.** **11-02**
(52) **U.S. Cl.** **D11/143**
(58) **Field of Classification Search** D11/131,
D11/142, 143, 146, 152, 153, 155; D7/154,
D7/213, 507, 509, 521, 523, 526, 530-532,
D7/558, 560-562, 584-588, 601-603, 612,
D7/619.1; D26/9, 11, 20, 22, 123, 124, 128,
D26/134, 149; D9/430-433; 47/41.01, 41.1,
47/65.5, 66.6, 68, 71, 72; D3/314; 215/6,
215/382, 387, 390, 400; 220/574, 568, 605;
D6/455; 229/400; 428/12; 446/488

See application file for complete search history.

(56) **References Cited**

U.S. PATENT DOCUMENTS

1,351,412 A * 8/1920 Carr 229/400
3,743,165 A * 7/1973 Hopkins 229/400
3,878,638 A * 4/1975 Benjamin 446/488
4,792,470 A * 12/1988 Clark 428/12

FOREIGN PATENT DOCUMENTS

GB 2097710 * 12/2000

* cited by examiner

Primary Examiner—Caron D. Veynar

Assistant Examiner—Garth Rademaker

(74) *Attorney, Agent, or Firm*—Greenbaum Doll & McDonald PLLC; Glenn D. Bellamy

(57) **CLAIM**

The ornamental design for a flower vase, as shown and described.

DESCRIPTION

FIG. 1 is a perspective view of a flower vase showing my new design;

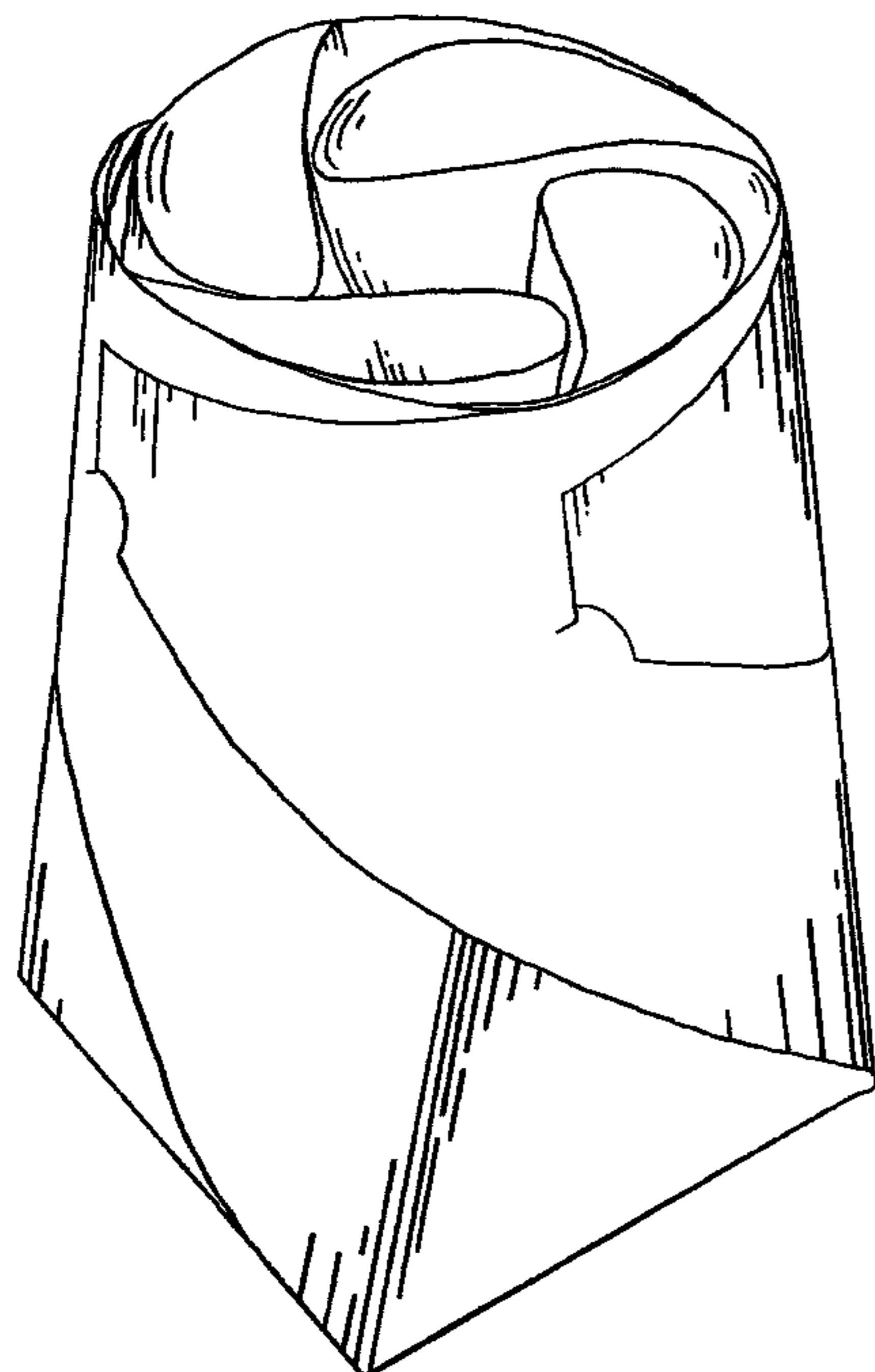
FIG. 2 is another perspective view thereof;

FIG. 3 is a side elevational view thereof, all sides being identical;

FIG. 4 is an oblique side elevational view thereof, all sides being identical; and,

FIG. 5 is a perspective view thereof, in a partially disassembled condition, shown at a reduced scale.

1 Claim, 5 Drawing Sheets



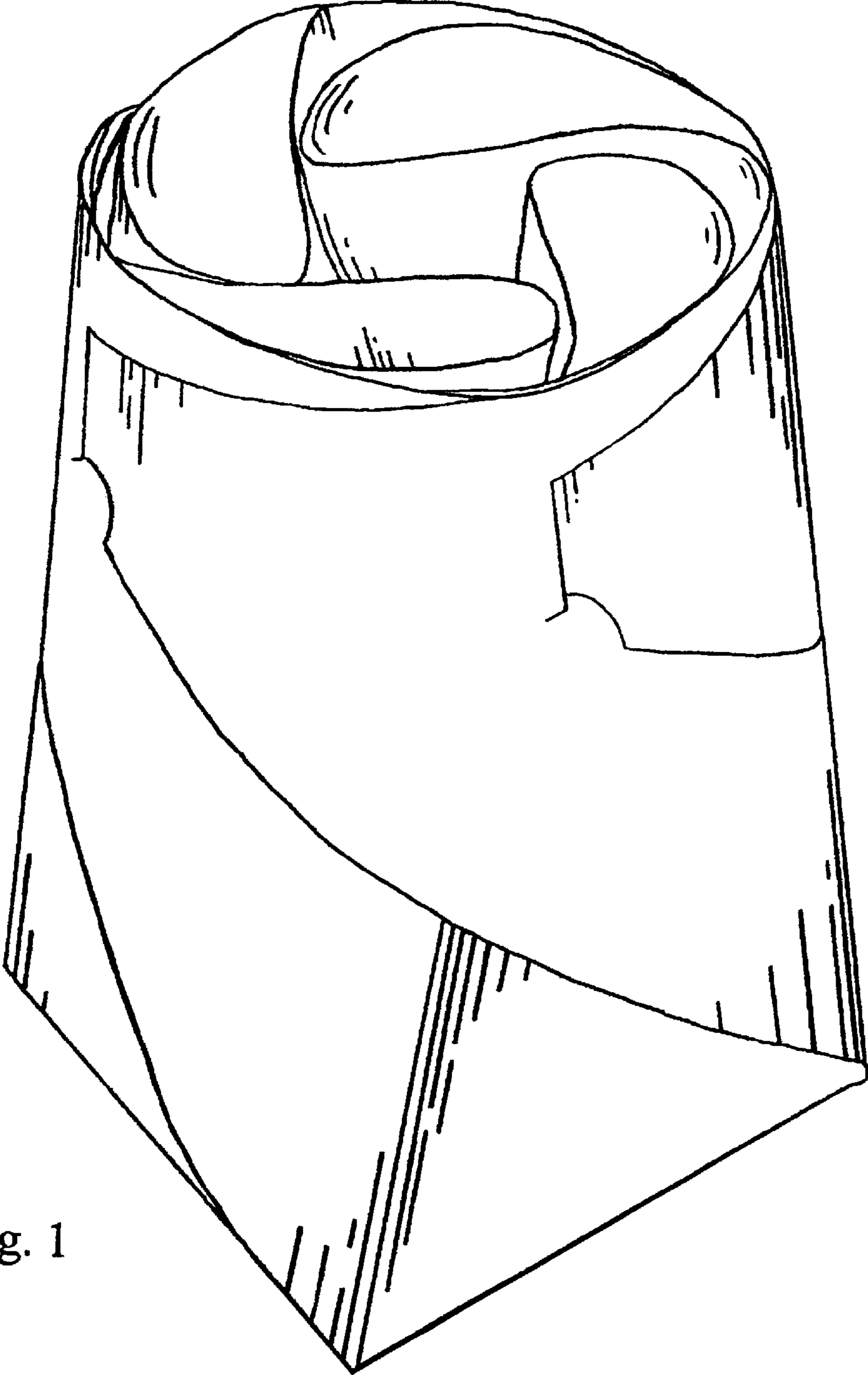


Fig. 1

Fig. 2

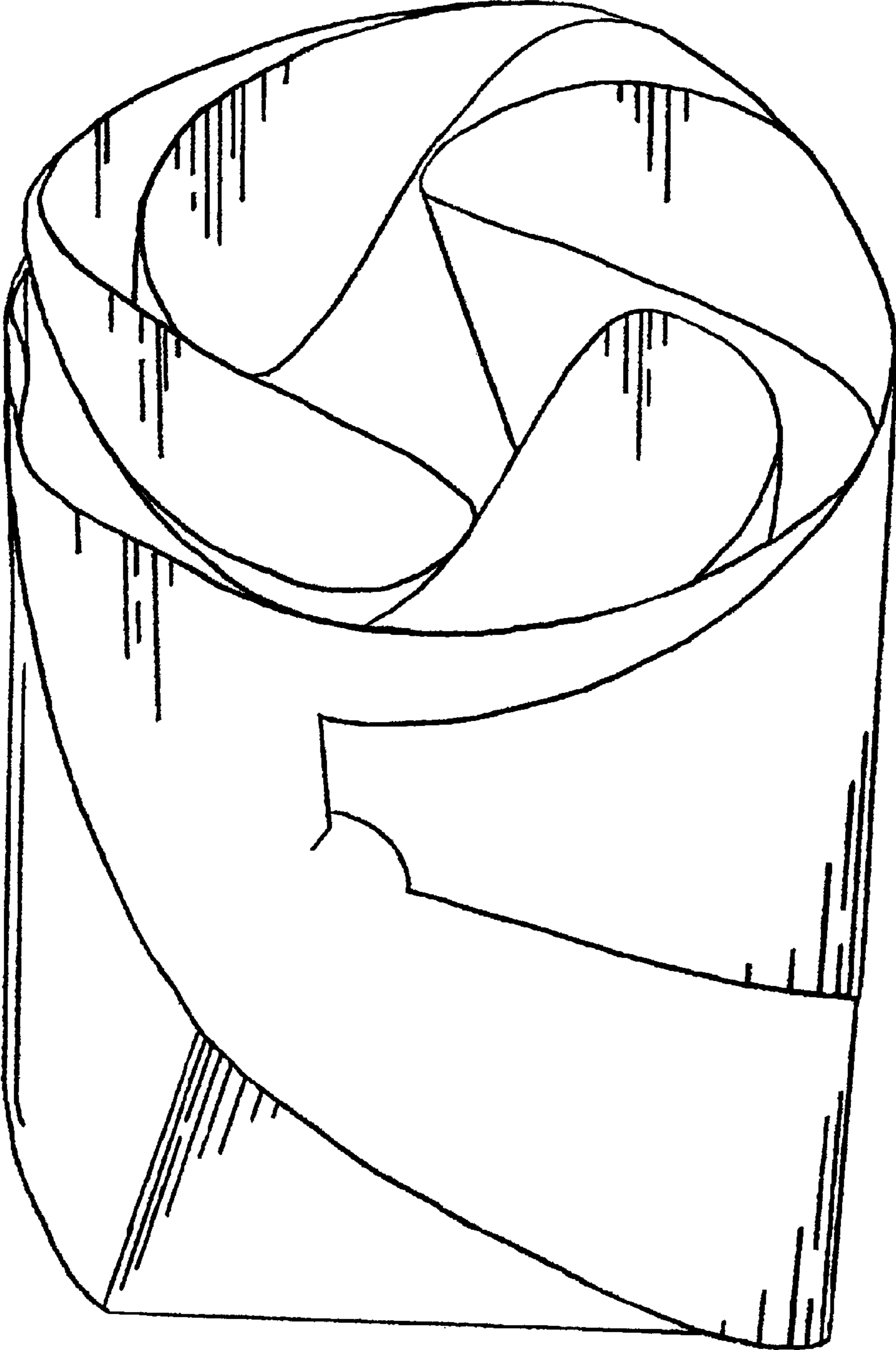




Fig.3



Fig. 4

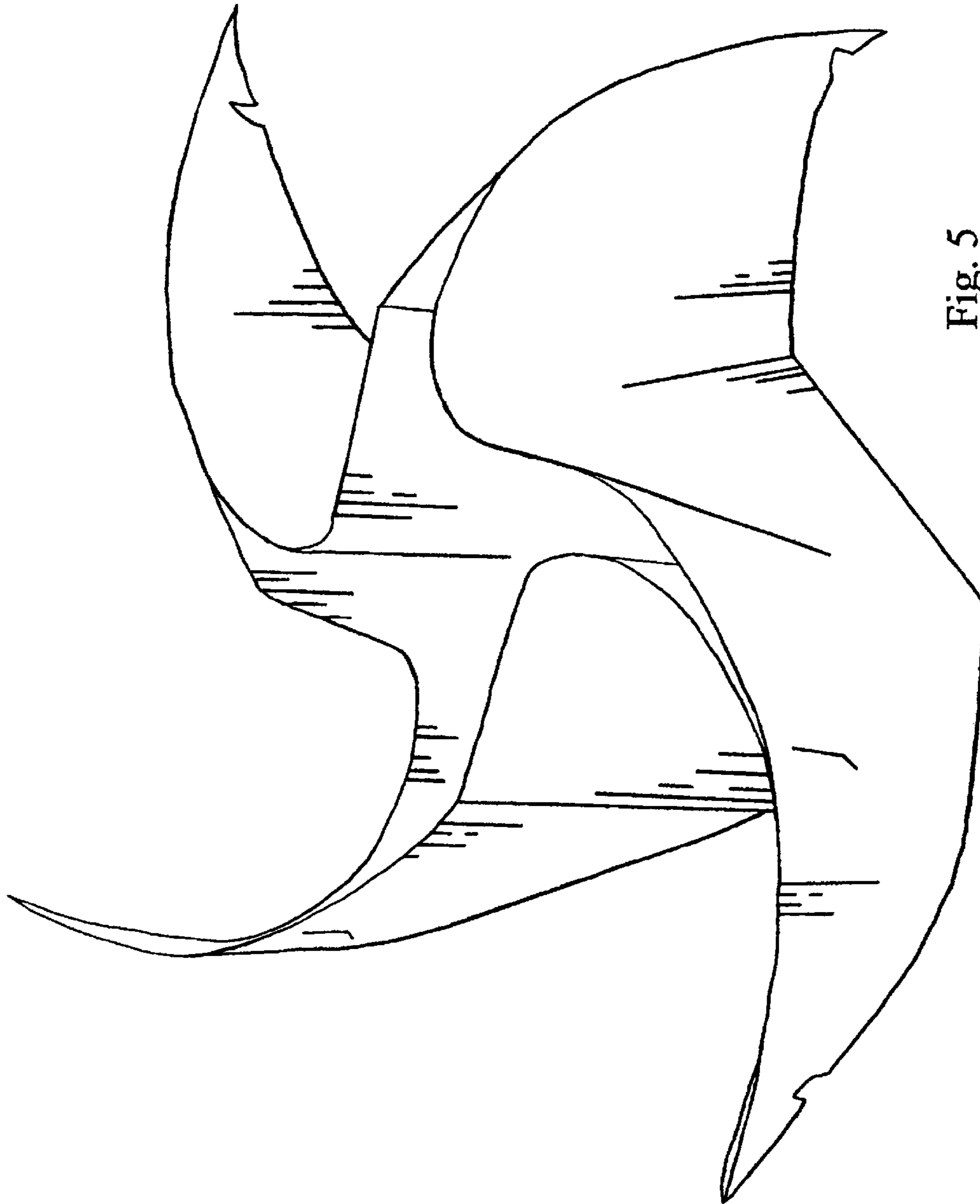


Fig. 5