



US00D522398S

(12) **United States Design Patent**
Thapar

(10) **Patent No.:** **US D522,398 S**
(45) **Date of Patent:** **** Jun. 6, 2006**

(54) **ARTICLE OF JEWELRY**

(76) Inventor: **Arun Kumar Thapar**, B.K. Manssion,
5F 3-2-5, Kitano Cho, Chuo-Ku, Kobe
(JP)

(**) Term: **14 Years**

(21) Appl. No.: **29/211,289**

(22) Filed: **Aug. 13, 2004**

(51) **LOC (8) Cl.** **11-01**

(52) **U.S. Cl.** **D11/79**

(58) **Field of Classification Search** D11/1-2,
D11/7, 40-44, 46-49, 53, 56-57, 59-61,
D11/63, 65, 79-83, 86-87, 89-90, 99, 91-92,
D11/101, 106, 114-116, 200-201; 63/1.11,
63/18-20, 23, 26, 3; D3/207-211
See application file for complete search history.

(56) **References Cited**

U.S. PATENT DOCUMENTS

5,755,117	A	*	5/1998	Shenhav	63/26
D397,308	S	*	8/1998	Shenhav	D11/79
5,974,831	A	*	11/1999	Afuku et al.	63/26
6,023,947	A	*	2/2000	Afuku et al.	63/26
6,112,551	A	*	9/2000	Noda	63/26
D480,657	S	*	10/2003	Waldman	D11/1
6,681,599	B1	*	1/2004	Meguro	63/31

* cited by examiner

Primary Examiner—Ralf Seifert

(74) *Attorney, Agent, or Firm*—Jaspan Schlesinger
Hoffman LLP


(57) **CLAIM**

The ornamental design for an article of jewelry, substantially
as shown and described.

DESCRIPTION

FIG. 1 is a perspective elevational view of a first embodiment for an article of jewelry;
 FIG. 2 is a front elevational view of FIG. 1;
 FIG. 3 is a top elevational view of FIG. 1;
 FIG. 4 is a side elevational of FIG. 1;
 FIG. 5 is a perspective elevational view of a second embodiment for an article of jewelry;
 FIG. 6 is a front elevational view of FIG. 5;
 FIG. 7 is a top elevational view of FIG. 5;
 FIG. 8 is a side elevational of FIG. 5;
 FIG. 9 is a perspective elevational view of a third embodiment for an article of jewelry;
 FIG. 10 is a front elevational view of FIG. 9;
 FIG. 11 is a top elevational view of FIG. 9;
 FIG. 12 is a side elevational of FIG. 9;
 FIG. 13 is a perspective elevational view of a fourth embodiment for an article of jewelry;
 FIG. 14 is a front elevational view of FIG. 13;
 FIG. 15 is a top elevational view of FIG. 13;
 FIG. 16 is a side elevational of FIG. 13;
 FIG. 17 is a perspective elevational view of a fifth embodiment for an article of jewelry;
 FIG. 18 is a front elevational view of FIG. 17;
 FIG. 19 is a top elevational view of FIG. 17;
 FIG. 20 is a side elevational of FIG. 17;
 FIG. 21 is a perspective elevational view of an sixth embodiment for an article of jewelry;
 FIG. 22 is a front elevational view of FIG. 21;
 FIG. 23 is a top elevational view of FIG. 21; and,
 FIG. 24 is a side elevational of FIG. 21.

1 Claim, 6 Drawing Sheets



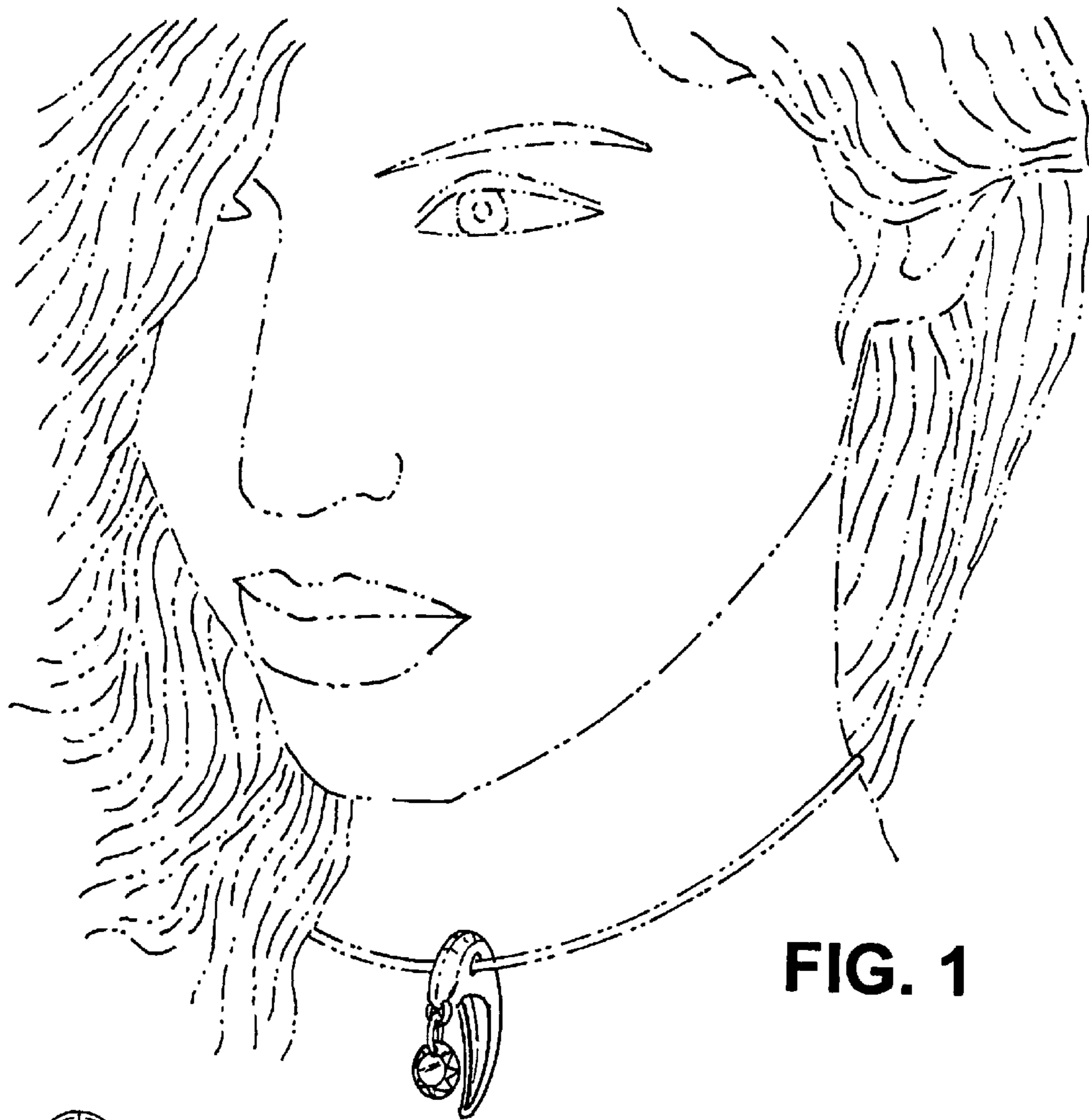


FIG. 1

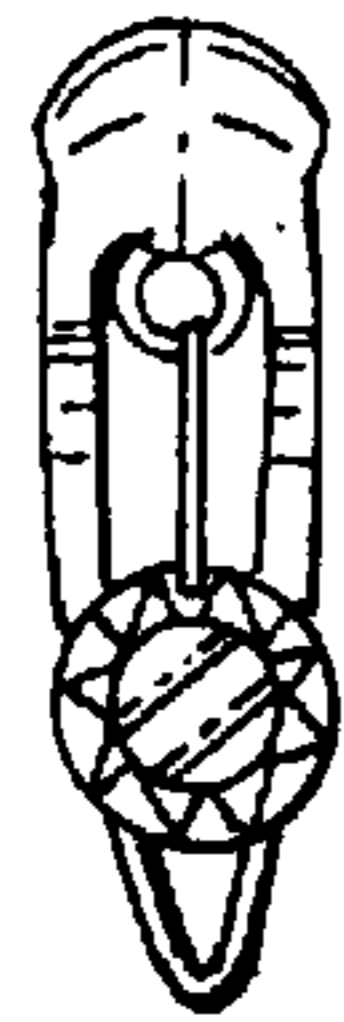


FIG. 2

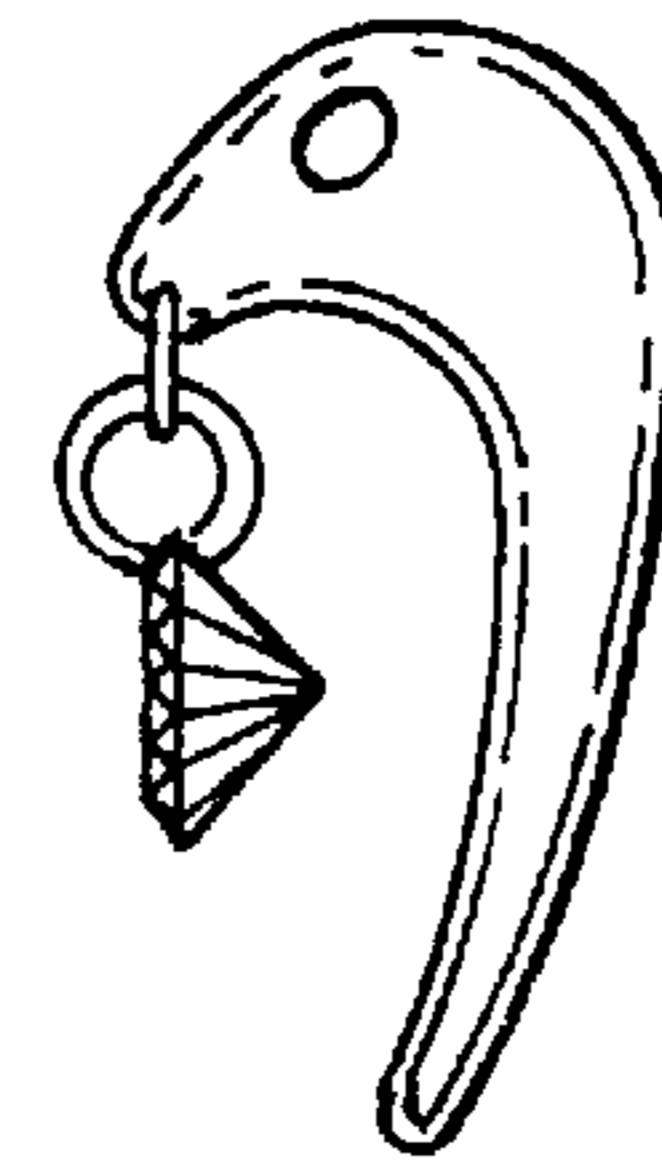


FIG. 4



FIG. 3

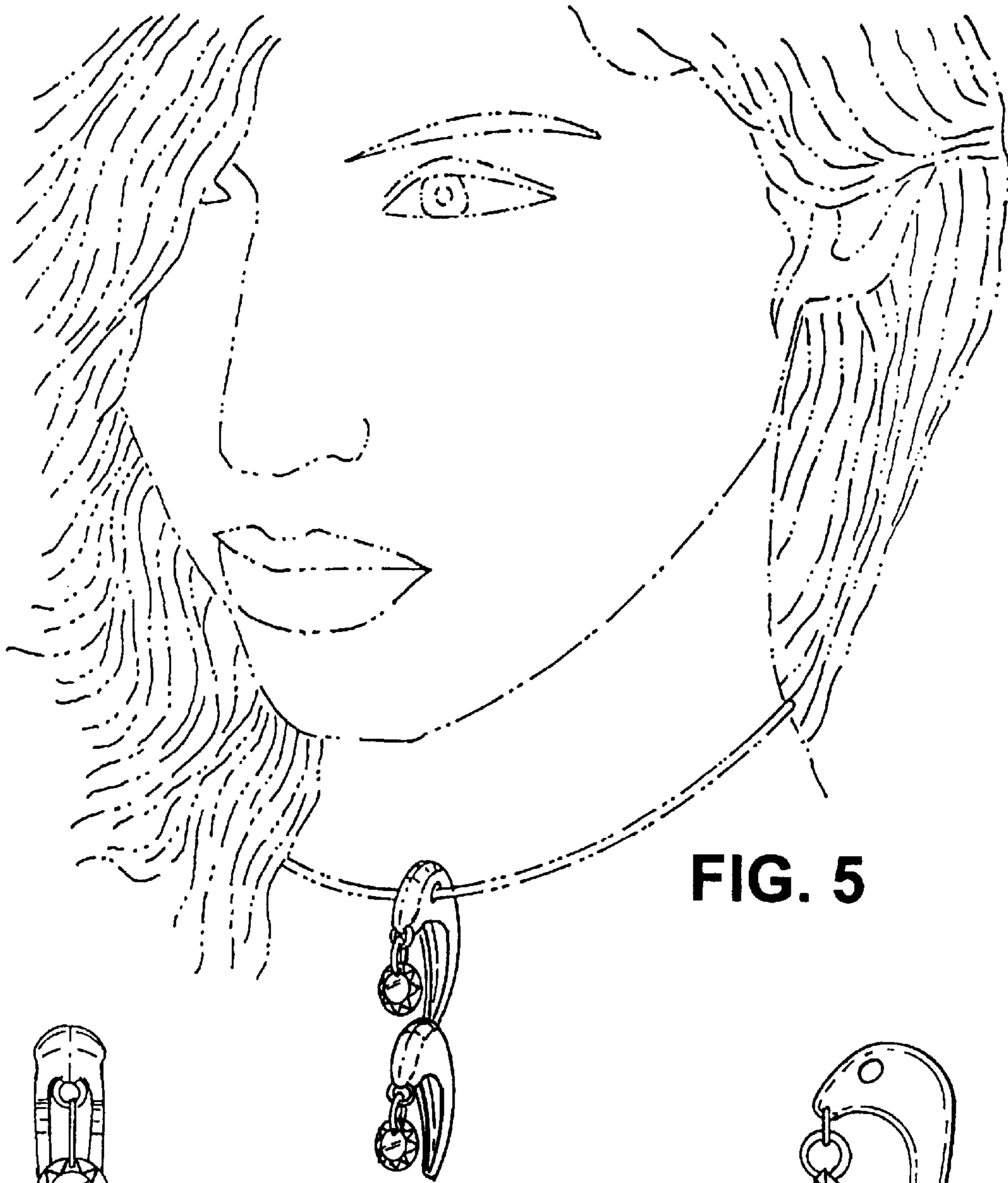


FIG. 5




FIG. 6



FIG. 7

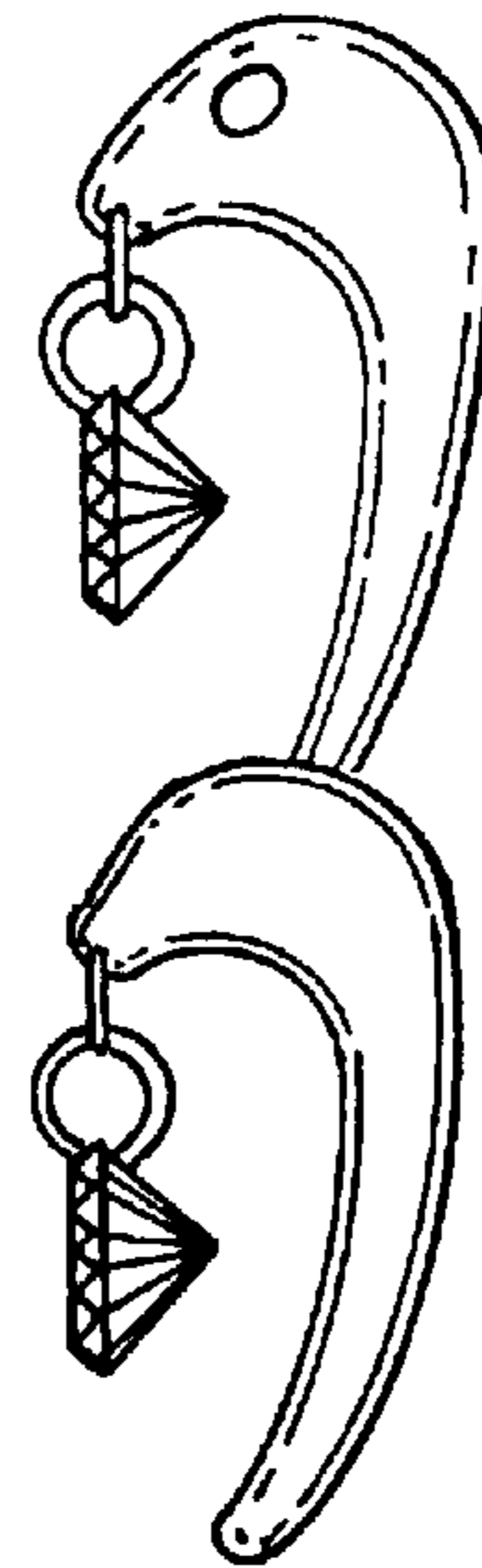


FIG. 8




FIG. 9

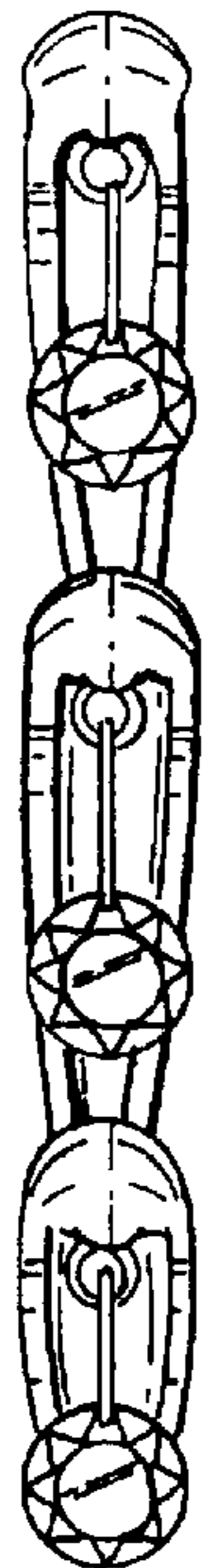


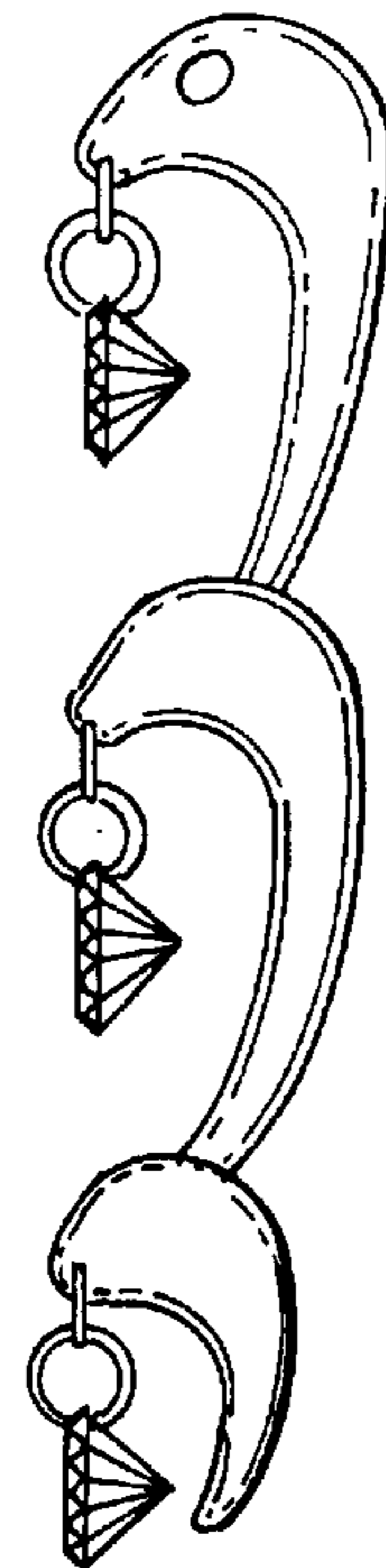
FIG. 10



FIG. 11



FIG. 12






FIG. 13

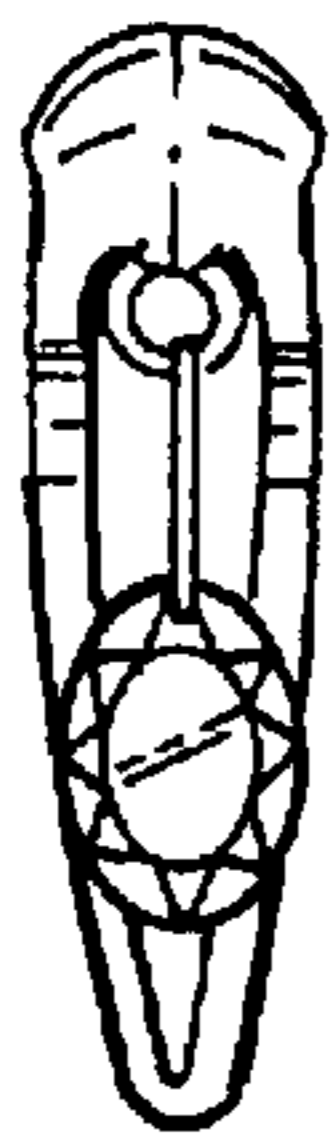


FIG. 14

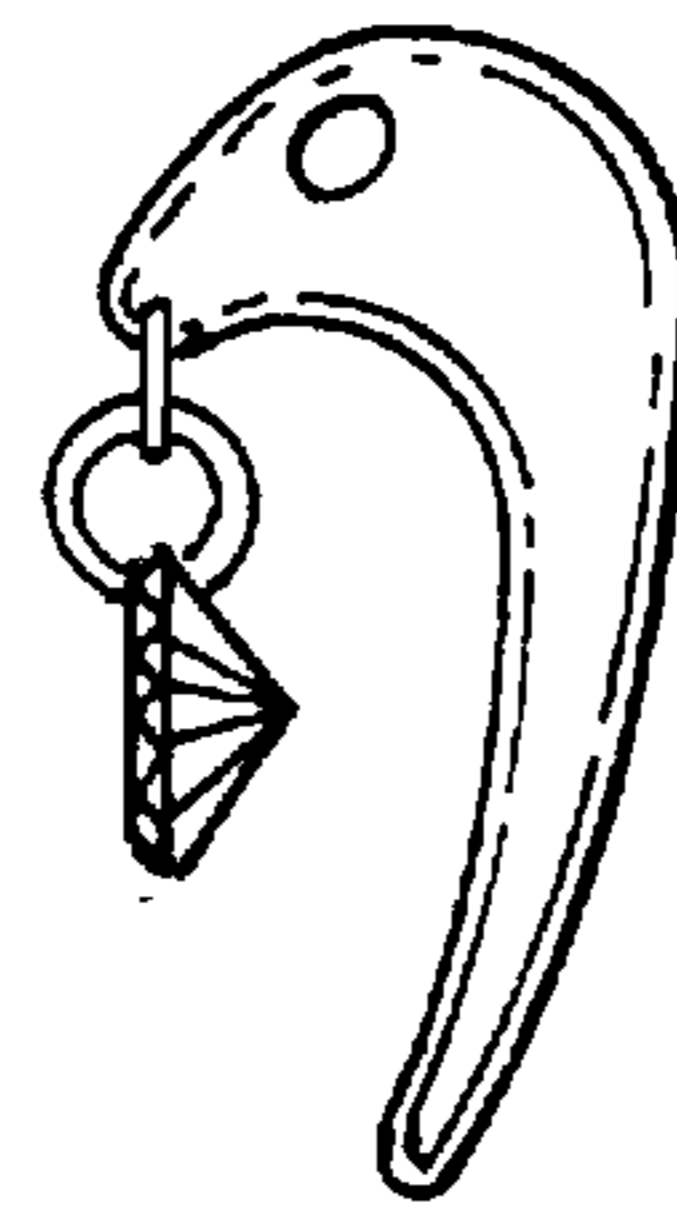


FIG. 16



FIG. 15

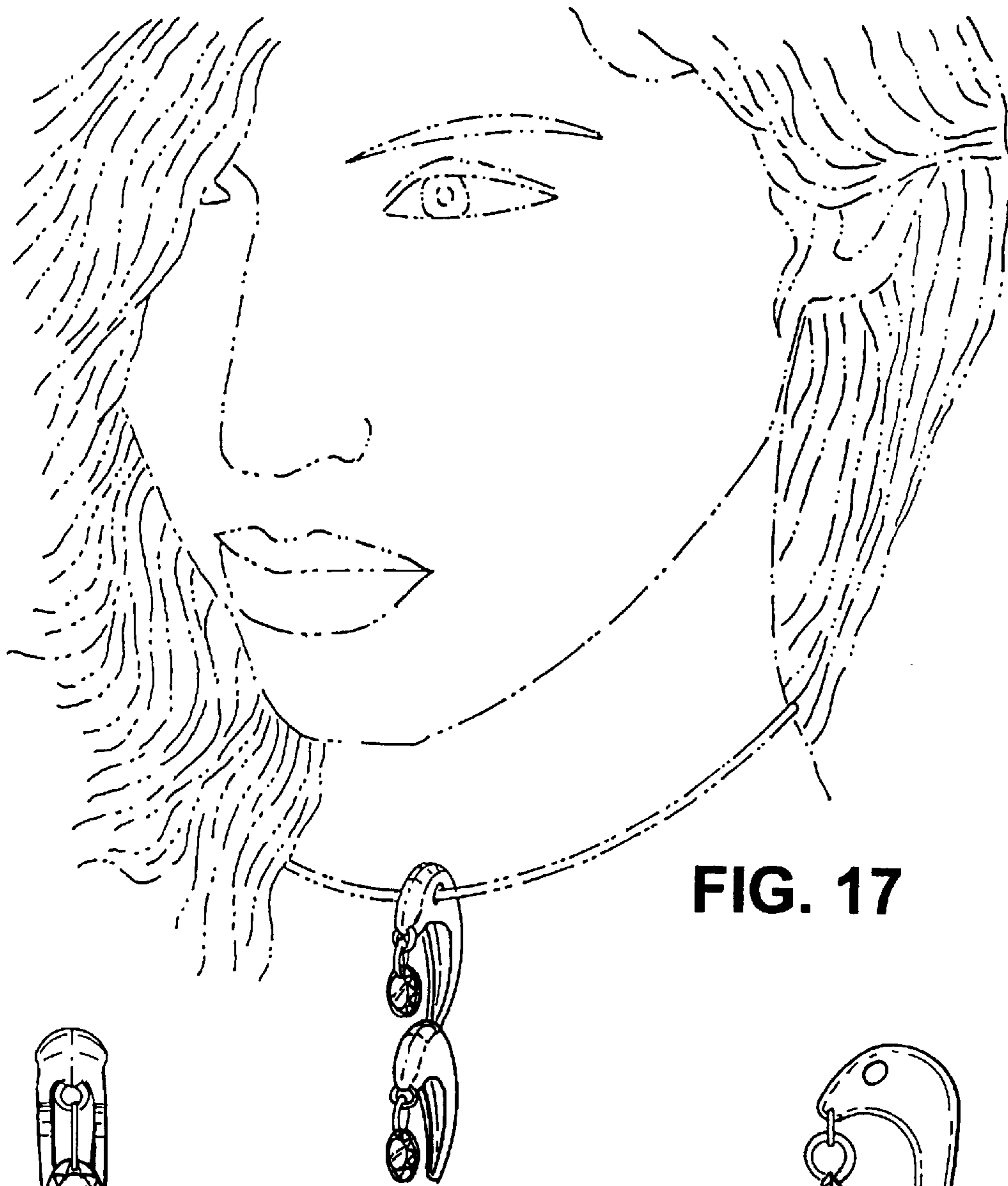


FIG. 17

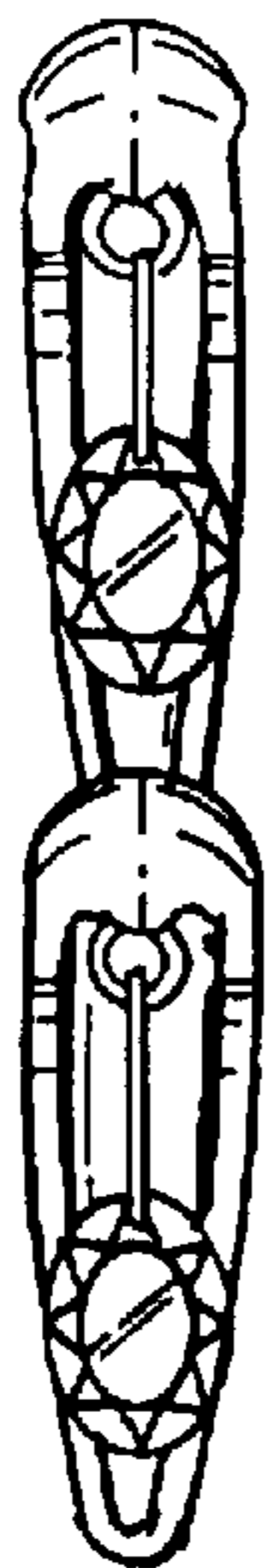


FIG. 18



FIG. 19




FIG. 20




FIG. 21




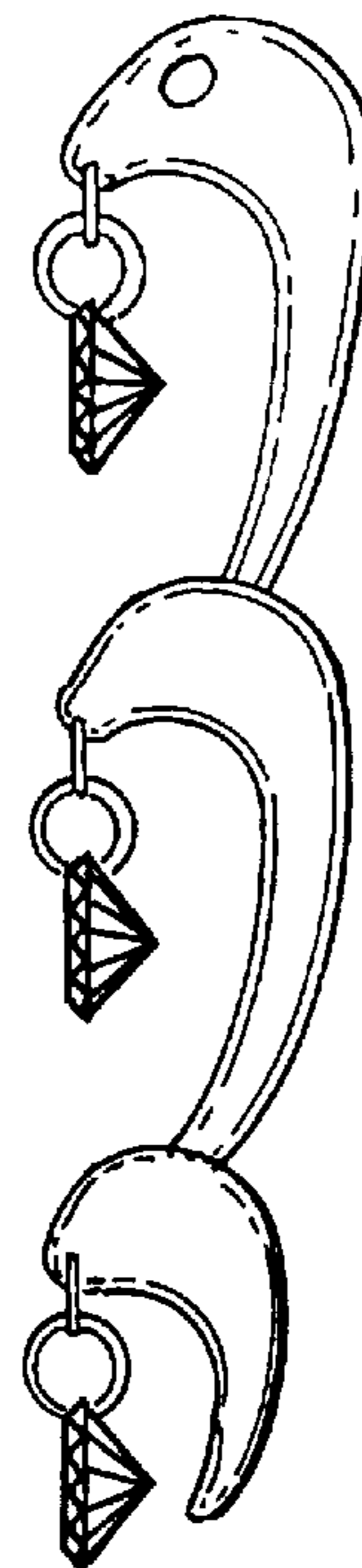
FIG. 22



FIG. 23



FIG. 24



UNITED STATES PATENT AND TRADEMARK OFFICE
CERTIFICATE OF CORRECTION

PATENT NO. : Des. 522,398 S
APPLICATION NO. : 29/211289
DATED : June 6, 2006
INVENTOR(S) : Thapar

Page 1 of 7

It is certified that error appears in the above-identified patent and that said Letters Patent is hereby corrected as shown below:

On the Title page, under "Description", in column 2, line 4, delete "elevatonal" and insert -- elevational --, therefor.

On the Title page, under "Description", in column 2, line 5, after "elevational" insert -- view --.

On the Title page, under "Description", in column 2, line 10, after "elevational" insert -- view --.

On the Title page, under "Description", in column 2, line 15, after "elevational" insert -- view --.

On the Title page, under "Description", in column 2, line 20, after "elevational" insert -- view --.

On the Title page, under "Description", in column 2, line 25, after "elevational" insert -- view --.

On the Title page, under "Description", in column 2, line 26, delete "an" and insert -- a --, therefor.

On the Title page, under "Description", in column 2, line 29, delete "and", and insert -- and --, therefor.

On Sheet 1 of 6, in FIGS. 1-4, delete




FIG. 1



FIG. 2



FIG. 3



FIG. 4

“

”

UNITED STATES PATENT AND TRADEMARK OFFICE
CERTIFICATE OF CORRECTION

PATENT NO. : Des. 522,398 S
APPLICATION NO. : 29/211289
DATED : June 6, 2006
INVENTOR(S) : Thapar

Page 2 of 7

It is certified that error appears in the above-identified patent and that said Letters Patent is hereby corrected as shown below:

and insert



FIG. 1



FIG. 2



FIG. 3




FIG. 4

--, therefor.

On Sheet 2 of 6, in FIGS. 5-8, delete




FIG. 5



“ **FIG. 6**



FIG. 7

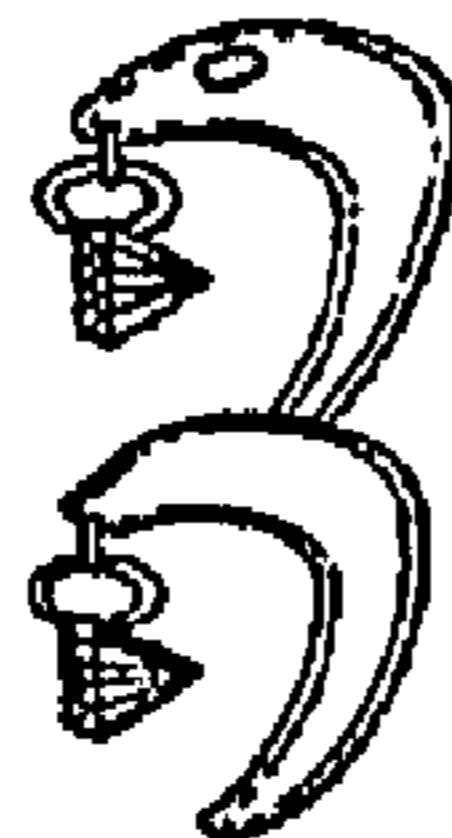


FIG. 8 ”

UNITED STATES PATENT AND TRADEMARK OFFICE
CERTIFICATE OF CORRECTION

PATENT NO. : Des. 522,398 S
APPLICATION NO. : 29/211289
DATED : June 6, 2006
INVENTOR(S) : Thapar

Page 3 of 7

It is certified that error appears in the above-identified patent and that said Letters Patent is hereby corrected as shown below:

and insert




FIG. 5



FIG. 6



FIG. 7



FIG. 8

--, therefor.

On Sheet 3 of 6, in FIGS. 9-12, delete




FIG. 9



FIG. 10



FIG. 11



FIG. 12

”

UNITED STATES PATENT AND TRADEMARK OFFICE
CERTIFICATE OF CORRECTION

PATENT NO. : Des. 522,398 S
APPLICATION NO. : 29/211289
DATED : June 6, 2006
INVENTOR(S) : Thapar

Page 4 of 7

It is certified that error appears in the above-identified patent and that said Letters Patent is hereby corrected as shown below:

and insert




FIG. 9

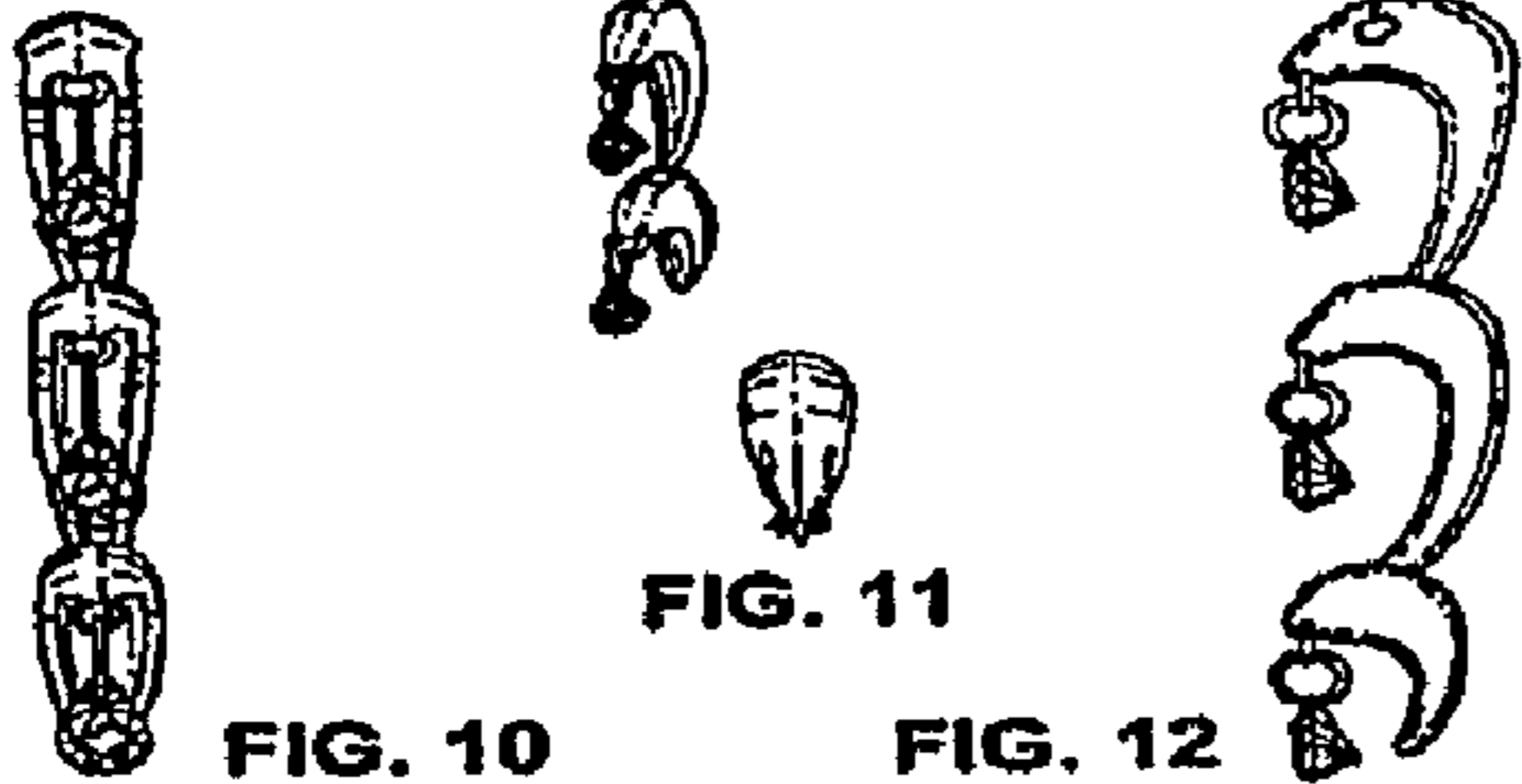


FIG. 10

FIG. 11

FIG. 12

--, therefor.

On Sheet 4 of 6, in FIGS. 13-16, delete




FIG. 13



FIG. 14



FIG. 15

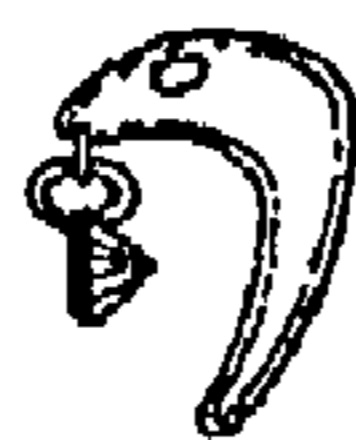


FIG. 16

“

”

UNITED STATES PATENT AND TRADEMARK OFFICE
CERTIFICATE OF CORRECTION

PATENT NO. : Des. 522,398 S
APPLICATION NO. : 29/211289
DATED : June 6, 2006
INVENTOR(S) : Thapar

Page 5 of 7

It is certified that error appears in the above-identified patent and that said Letters Patent is hereby corrected as shown below:

and insert

--




FIG. 13

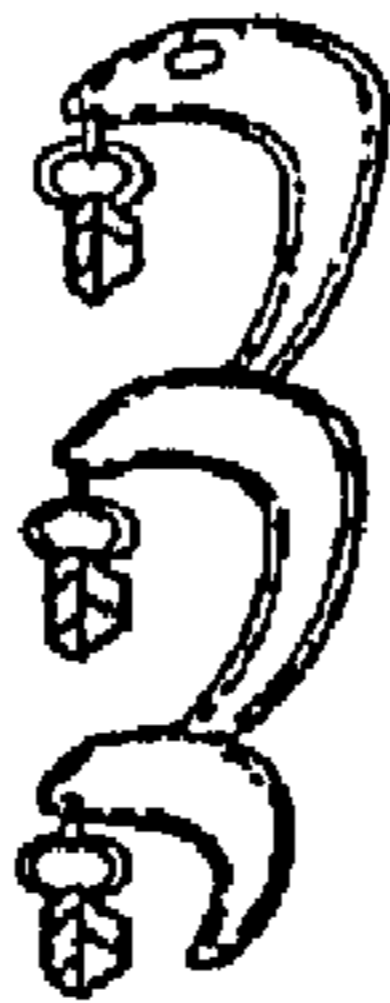


FIG. 14



FIG. 15

FIG. 16



--, therefor.

On Sheet 5 of 6, FIGS. 17-20, delete

“




FIG. 17



FIG. 18



FIG. 19

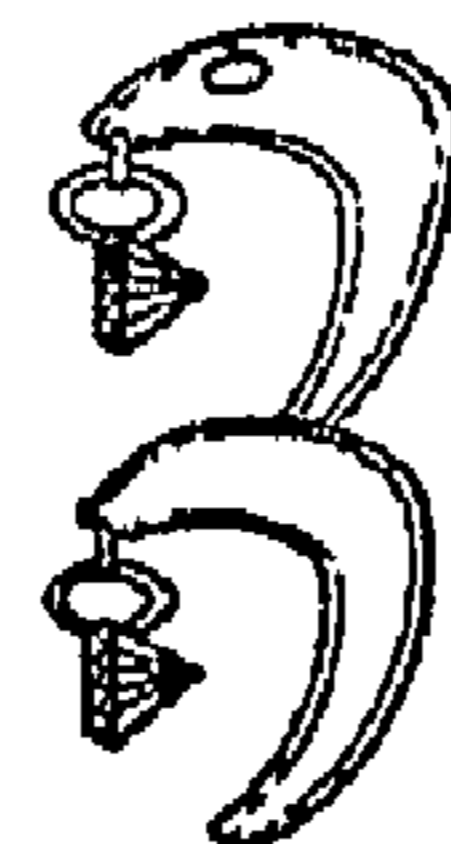


FIG. 20

”

UNITED STATES PATENT AND TRADEMARK OFFICE
CERTIFICATE OF CORRECTION

PATENT NO. : Des. 522,398 S
APPLICATION NO. : 29/211289
DATED : June 6, 2006
INVENTOR(S) : Thapar

Page 6 of 7

It is certified that error appears in the above-identified patent and that said Letters Patent is hereby corrected as shown below:

and insert

--



FIG. 17



FIG. 18



FIG. 19

FIG. 20



--, therefor.

On Sheet 6 of 6, in FIGS. 21-24, delete




FIG. 21

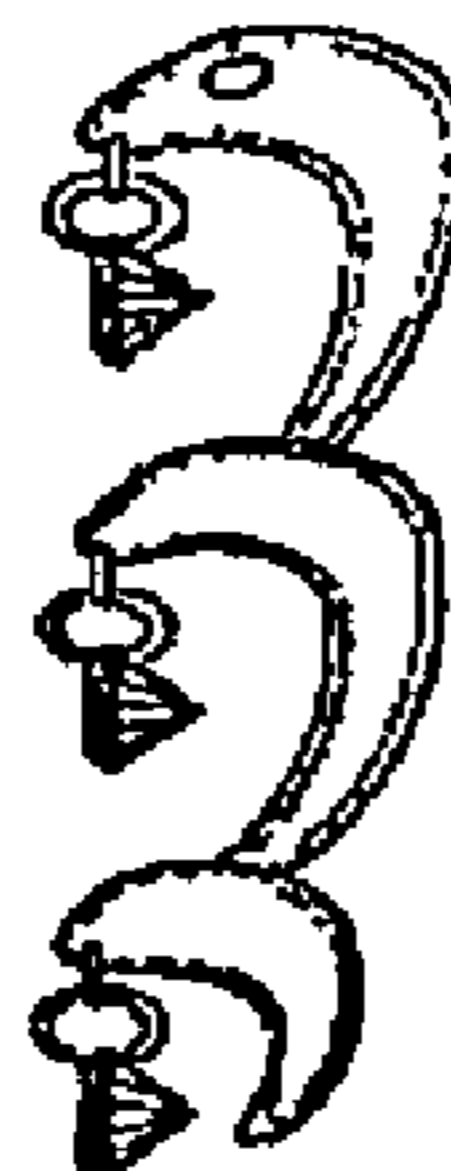


FIG. 22



FIG. 23

FIG. 24



“

”

UNITED STATES PATENT AND TRADEMARK OFFICE
CERTIFICATE OF CORRECTION

PATENT NO. : Des. 522,398 S
APPLICATION NO. : 29/211289
DATED : June 6, 2006
INVENTOR(S) : Thapar

Page 7 of 7

It is certified that error appears in the above-identified patent and that said Letters Patent is hereby corrected as shown below:

and insert

--




FIG. 21



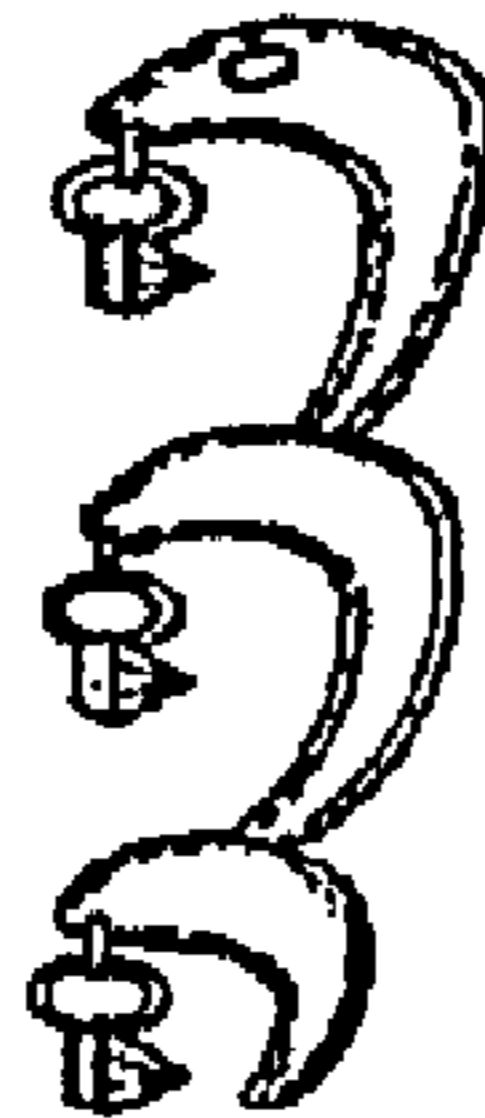
FIG. 22



FIG. 23



FIG. 24



--, therefor.

Signed and Sealed this

Thirty-first Day of July, 2007

JON W. DUDAS

Director of the United States Patent and Trademark Office