

US00D522390S

(12) **United States Design Patent**
Bowen

(10) **Patent No.:** **US D522,390 S**

(45) **Date of Patent:** **** Jun. 6, 2006**

(54) **STUD TAPE**

(76) **Inventor:** **Harry W. Bowen**, P.O. Box 790,
Franklin, NC (US) 28744

(**) **Term:** **14 Years**

(21) **Appl. No.:** **29/202,873**

(22) **Filed:** **Apr. 6, 2004**

(51) **LOC (8) Cl.** **10-04**

(52) **U.S. Cl.** **D10/71**

(58) **Field of Classification Search** D10/70,
D10/71, 72; 33/483-494, 512, 759, 768,
33/769, 770

See application file for complete search history.

(56) **References Cited**

U.S. PATENT DOCUMENTS

1,098,100	A	*	5/1914	Durand	33/494
2,517,159	A	*	8/1950	Allen	D10/71
4,215,368	A	*	7/1980	Flory et al.	348/176
4,924,594	A	*	5/1990	Fernandes	33/483

* cited by examiner

Primary Examiner—Antoine D. Davis

(74) *Attorney, Agent, or Firm*—Dougherty Clements

(57) **CLAIM**

The ornamental design for stud tape, as shown and described.

DESCRIPTION

FIG. 1 is a perspective view of the sure-mark stud tape, showing my new design;

FIG. 2 is a perspective view of the sure-mark stud tape with a first spacing marked thereon;


FIG. 3 is a perspective view of the sure-mark stud tape with a second spacing marked thereon; and,

FIG. 4 is a perspective view of one embodiment of the sure-mark stud tape showing both a first and second spacing marked thereon.

Material shown in dotted lines shows the environment in which the invented design is used, and forms no part of the invented design.

Parallel diagonal lines depicted in FIG. 4 represent a first color. Parallel vertical lines depicted in FIG. 3 represent a second color that is different from the first color.

1 Claim, 3 Drawing Sheets



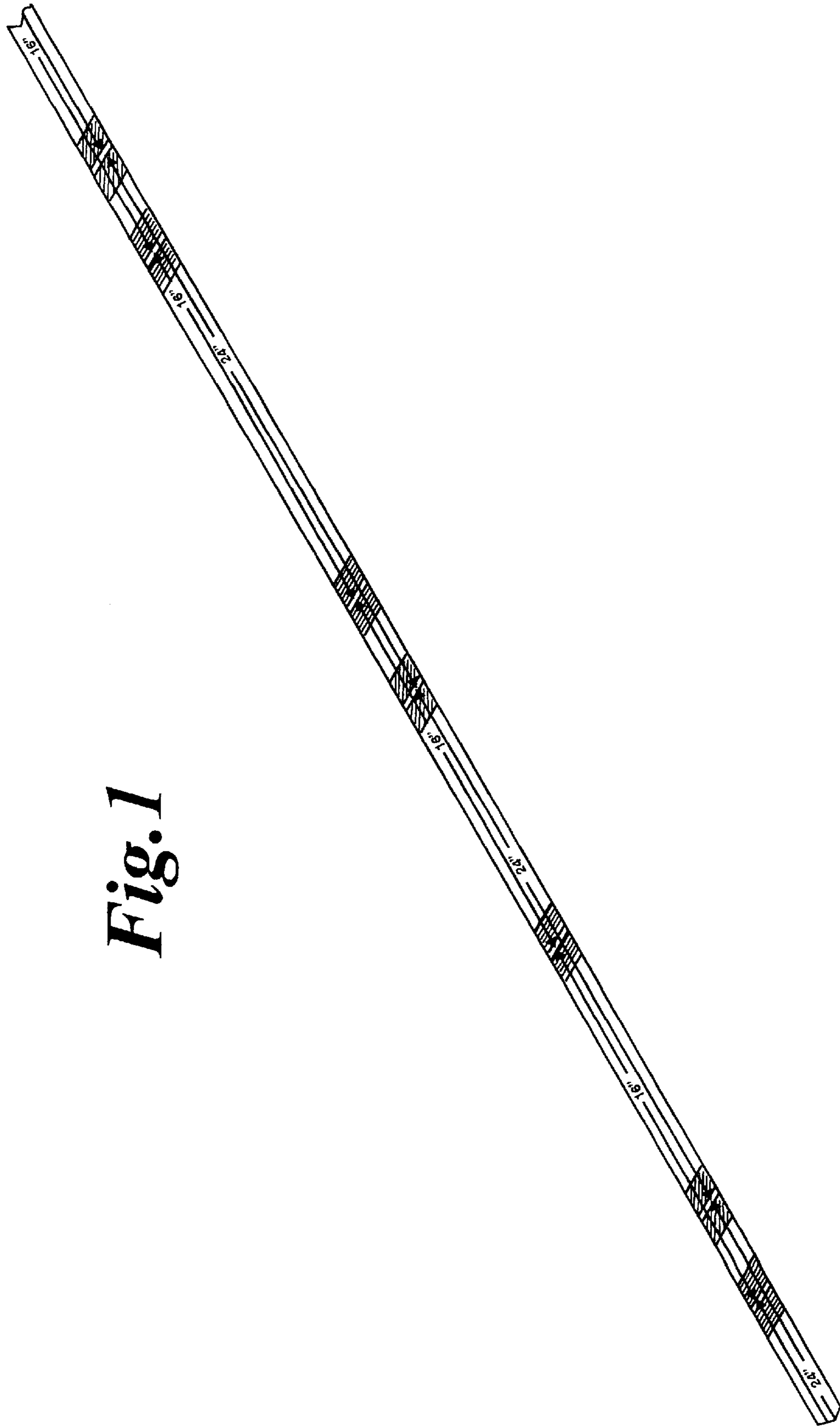


Fig. 1

Fig. 2

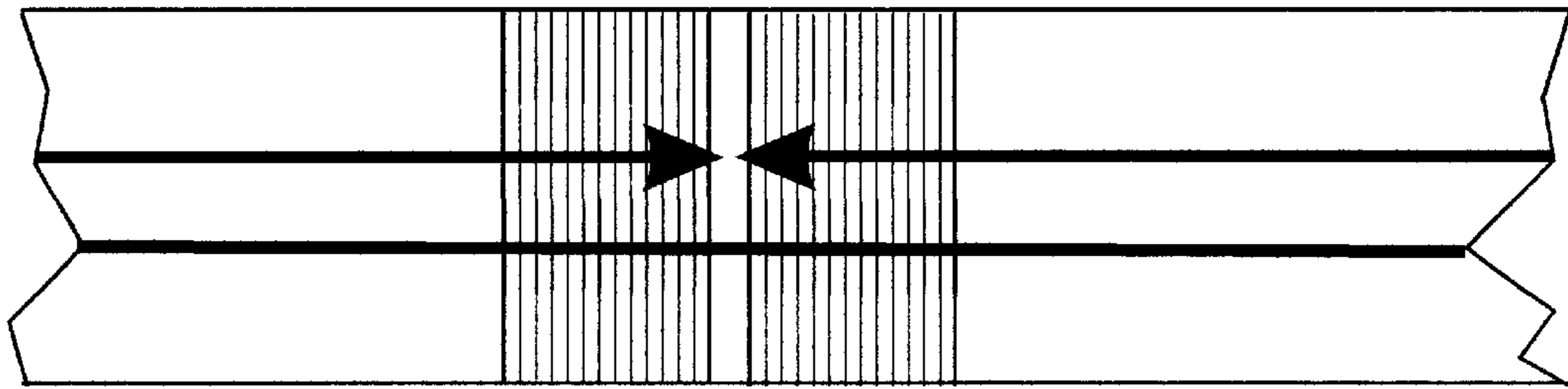


Fig. 3

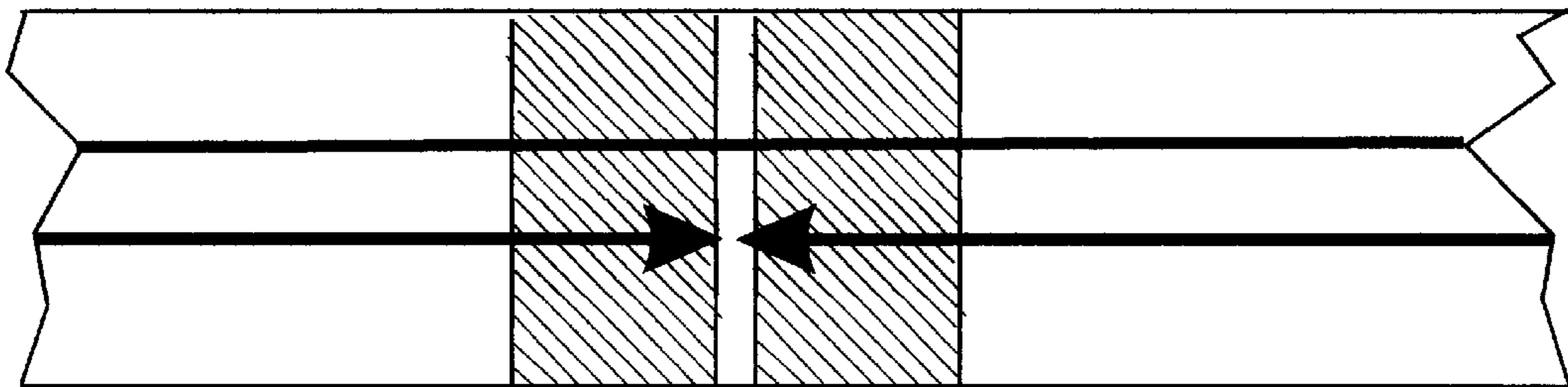


Fig. 4

