



US00D522387S

(12) **United States Design Patent**
Bedol et al.

(10) **Patent No.:** **US D522,387 S**
(45) **Date of Patent:** **** Jun. 6, 2006**

(54) **CLOCK**

(75) Inventors: **Mark A. Bedol**, 3423 Yankton Ave.,
Claremont, CA (US) 91711; **Dave**
Schultze, Pasadena, CA (US)

(73) Assignee: **Mark A. Bedol**, Claremont, CA (US)

(**) Term: **14 Years**

(21) Appl. No.: **29/233,623**

(22) Filed: **Jul. 7, 2005**

(51) **LOC (8) Cl.** **10-01**

(52) **U.S. Cl.** **D10/15; D10/24**

(58) **Field of Classification Search** D10/1-29,
D10/122-132; 368/276-278, 280, 285, 223,
368/10, 316, 317, 28-30, 239-242, 244,
368/262, 82-84

See application file for complete search history.

(56) **References Cited**

U.S. PATENT DOCUMENTS

2,125,294 A * 8/1938 Lathrop 368/317

2,858,662 A * 11/1958 Ditesheim 368/276
D268,990 S * 5/1983 Henkels D10/25
D270,623 S * 9/1983 Henkels D10/2
D298,609 S * 11/1988 Dawson, Jr. D10/15
D365,281 S * 12/1995 Ng D10/25
6,359,840 B1 * 3/2002 Evans 368/80

* cited by examiner

Primary Examiner—Lucy Lieberman

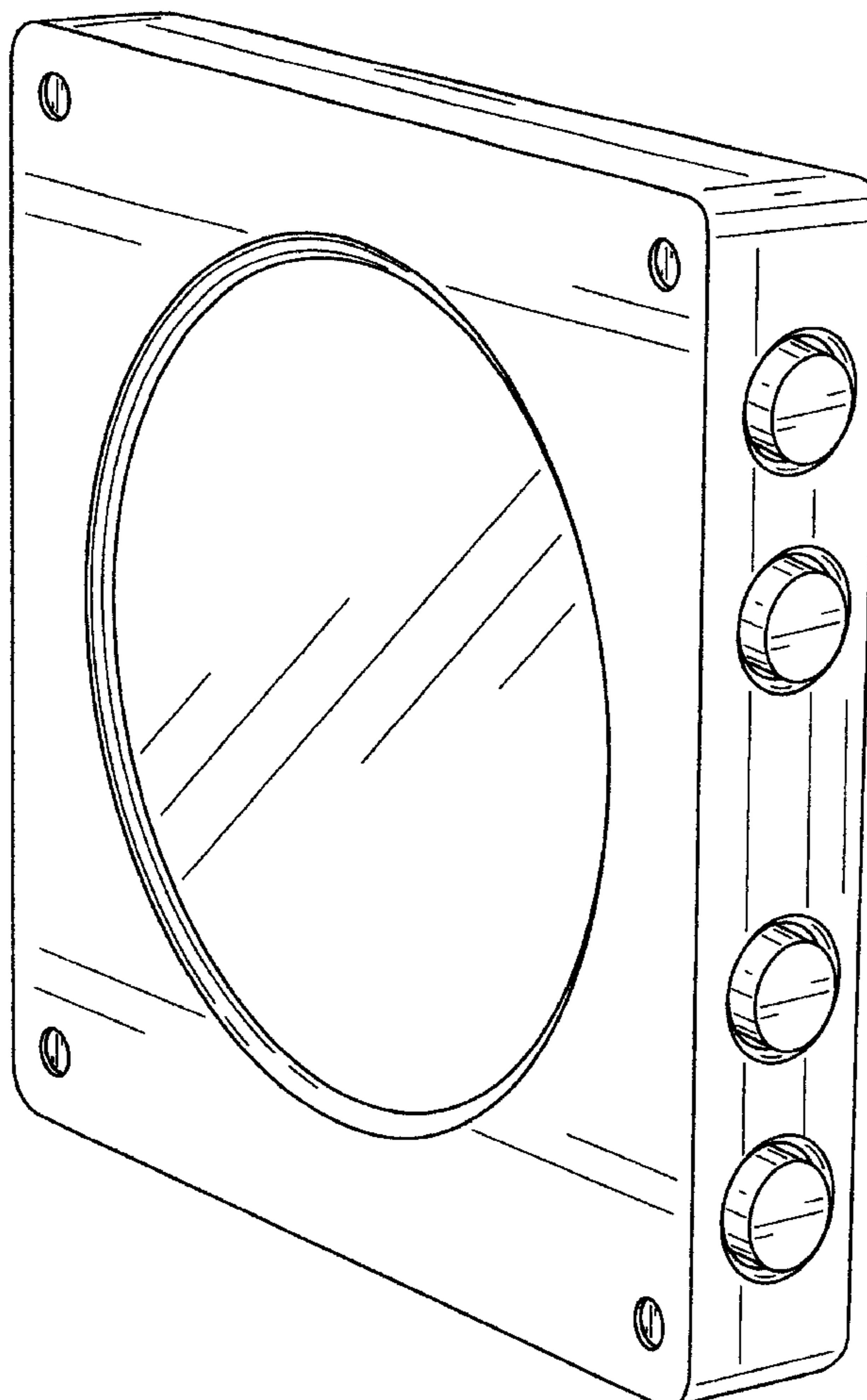
(57) **CLAIM**

I claim the ornamental design for a clock, as shown and described.

DESCRIPTION

FIG. 1 is a front, right, top perspective view of a clock, showing our new design;
FIG. 2 is a front elevation view thereof,
FIG. 3 is a rear elevation view thereof,
FIG. 4 is a left side view thereof,
FIG. 5 is a right side view thereof,
FIG. 6 is a top plan view thereof; and,
FIG. 7 is a bottom plan view thereof.

1 Claim, 5 Drawing Sheets



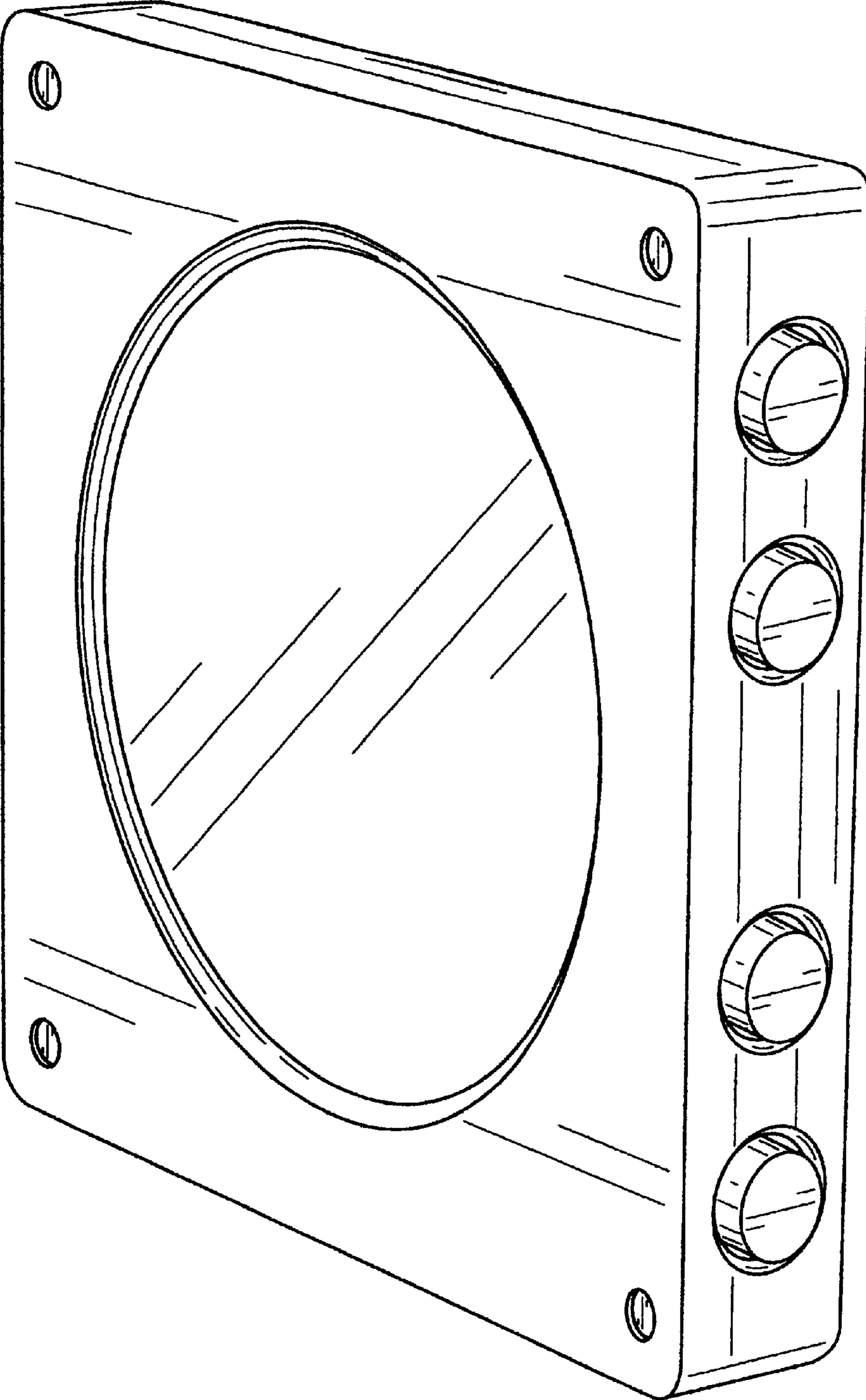


FIG. 1

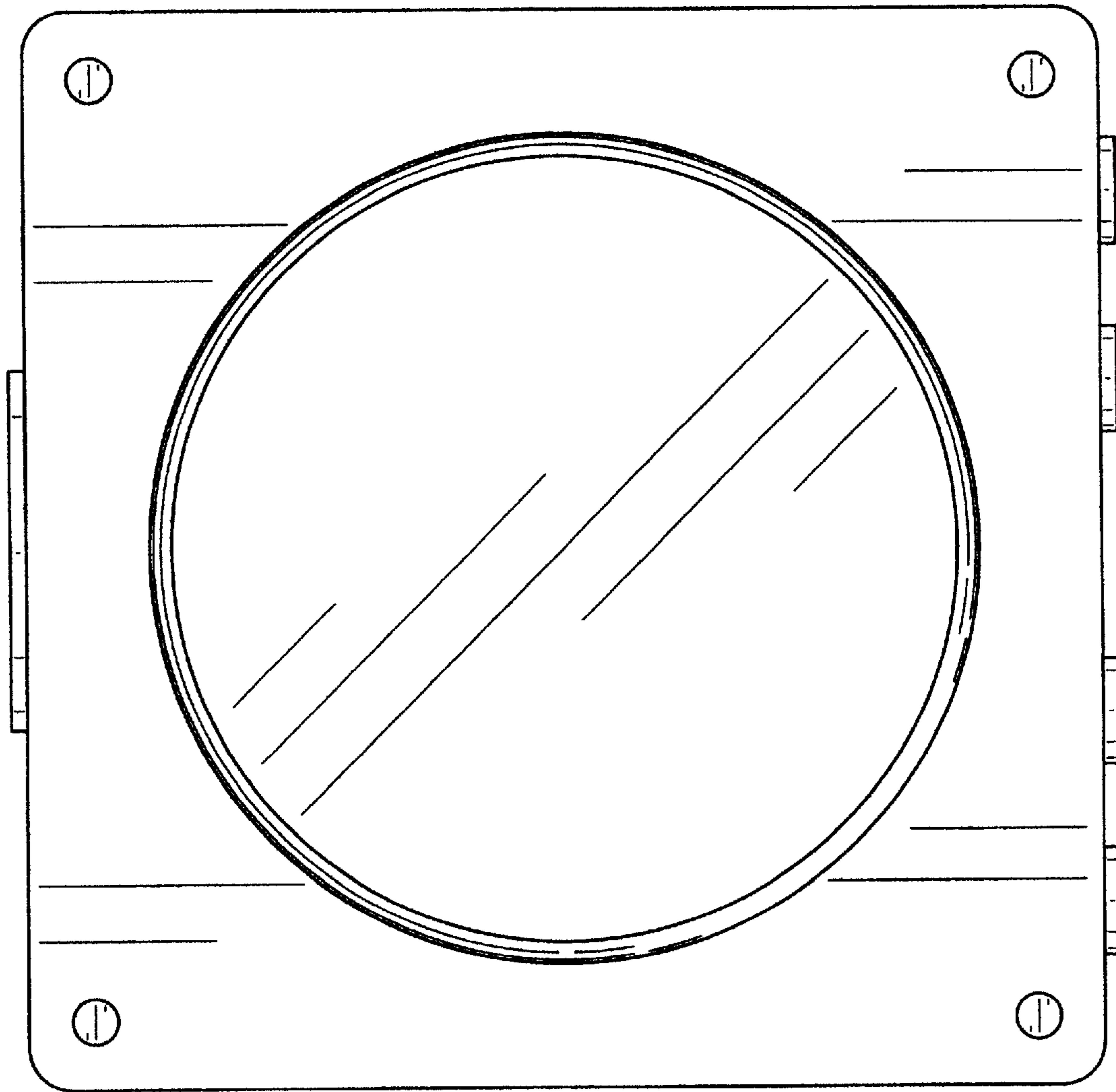


FIG. 2

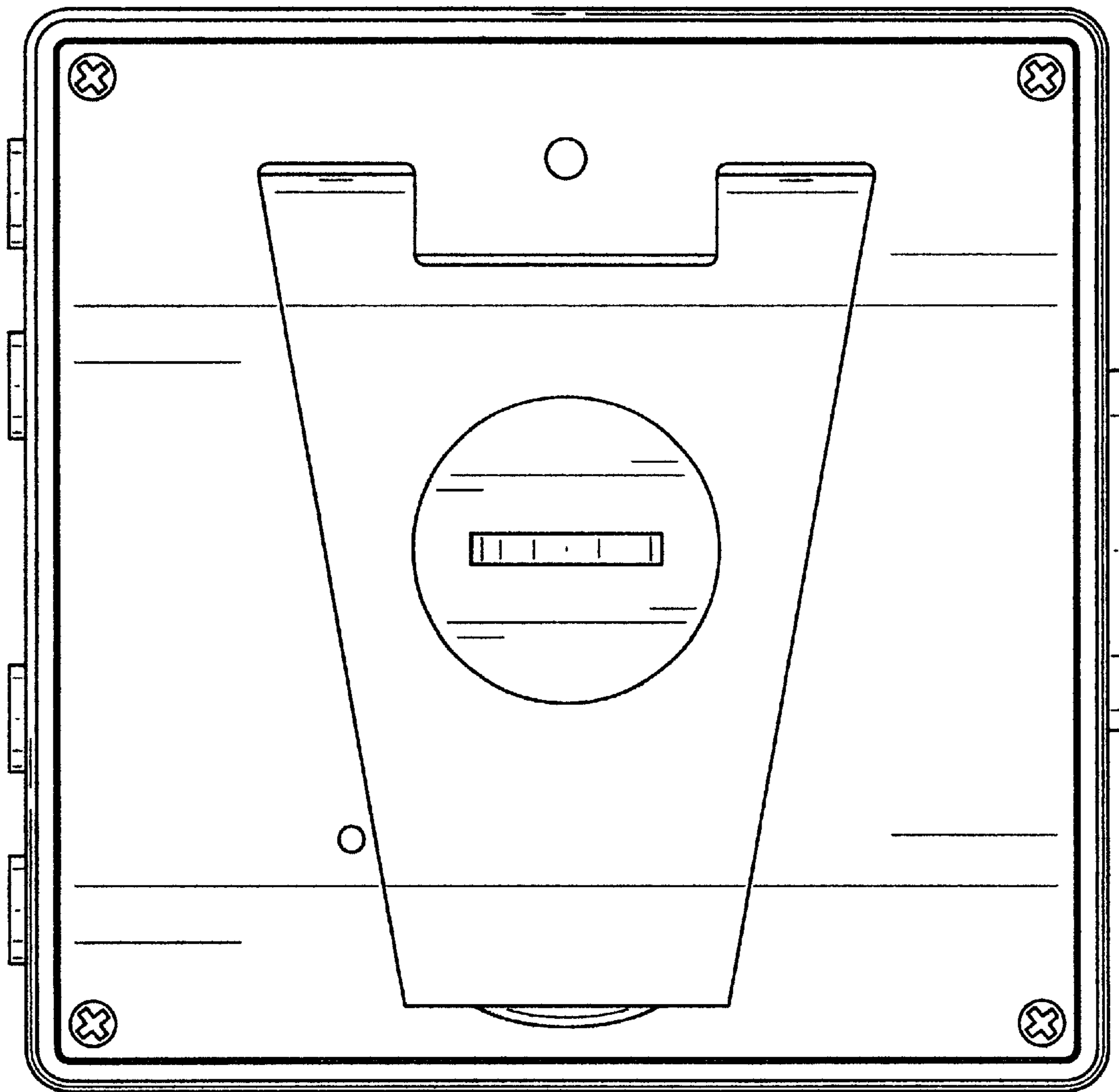


FIG. 3

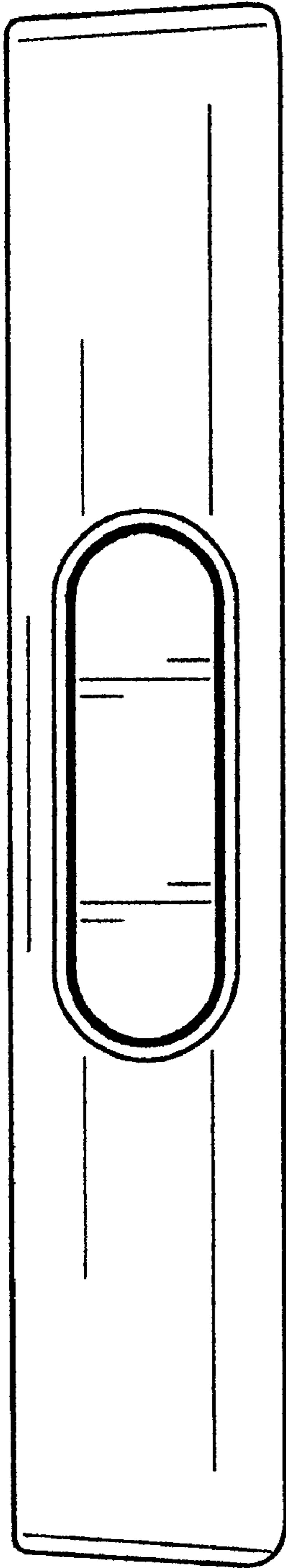


FIG. 4




FIG. 5




FIG. 6




FIG. 7