



US00D522384S

(12) **United States Design Patent**  
**Foster**

(10) **Patent No.:** **US D522,384 S**

(45) **Date of Patent:** **\*\* Jun. 6, 2006**

(54) **GOLF CLOCK**

(76) Inventor: **Richard Jonathan Foster**, 40  
Lawrence St., New Hyde Park, NY  
(US) 11040

(\*\*) Term: **14 Years**

(21) Appl. No.: **29/195,829**

(22) Filed: **Dec. 18, 2003**

(51) **LOC (8) Cl.** ..... **10-01**

(52) **U.S. Cl.** ..... **D10/6**

(58) **Field of Classification Search** ..... D10/1-29,  
D10/122-132, 33; 368/276-278, 280, 284,  
368/285, 286, 316, 317, 294, 10, 82-84,  
368/28-30, 239-242

See application file for complete search history.

(56) **References Cited**

**U.S. PATENT DOCUMENTS**

D215,466 S \* 10/1969 Jones ..... D10/6  
D270,899 S \* 10/1983 Huang ..... D10/2  
D275,744 S \* 10/1984 McJunkin et al. .... D11/157

D283,874 S \* 5/1986 Fontannaz ..... D10/6  
D303,219 S \* 9/1989 Papaefstathiou ..... D10/6  
D324,498 S \* 3/1992 Wang ..... D10/6  
D335,458 S \* 5/1993 Balaban ..... D10/6  
D368,036 S \* 3/1996 Tronolone, Jr. .... D10/2  
D388,337 S \* 12/1997 Yudovin ..... D10/33

\* cited by examiner

*Primary Examiner*—Lucy Lieberman

(74) *Attorney, Agent, or Firm*—Collard & Roe, P.C.

(57) **CLAIM**

The ornamental design for a golf clock, as shown and described.

**DESCRIPTION**

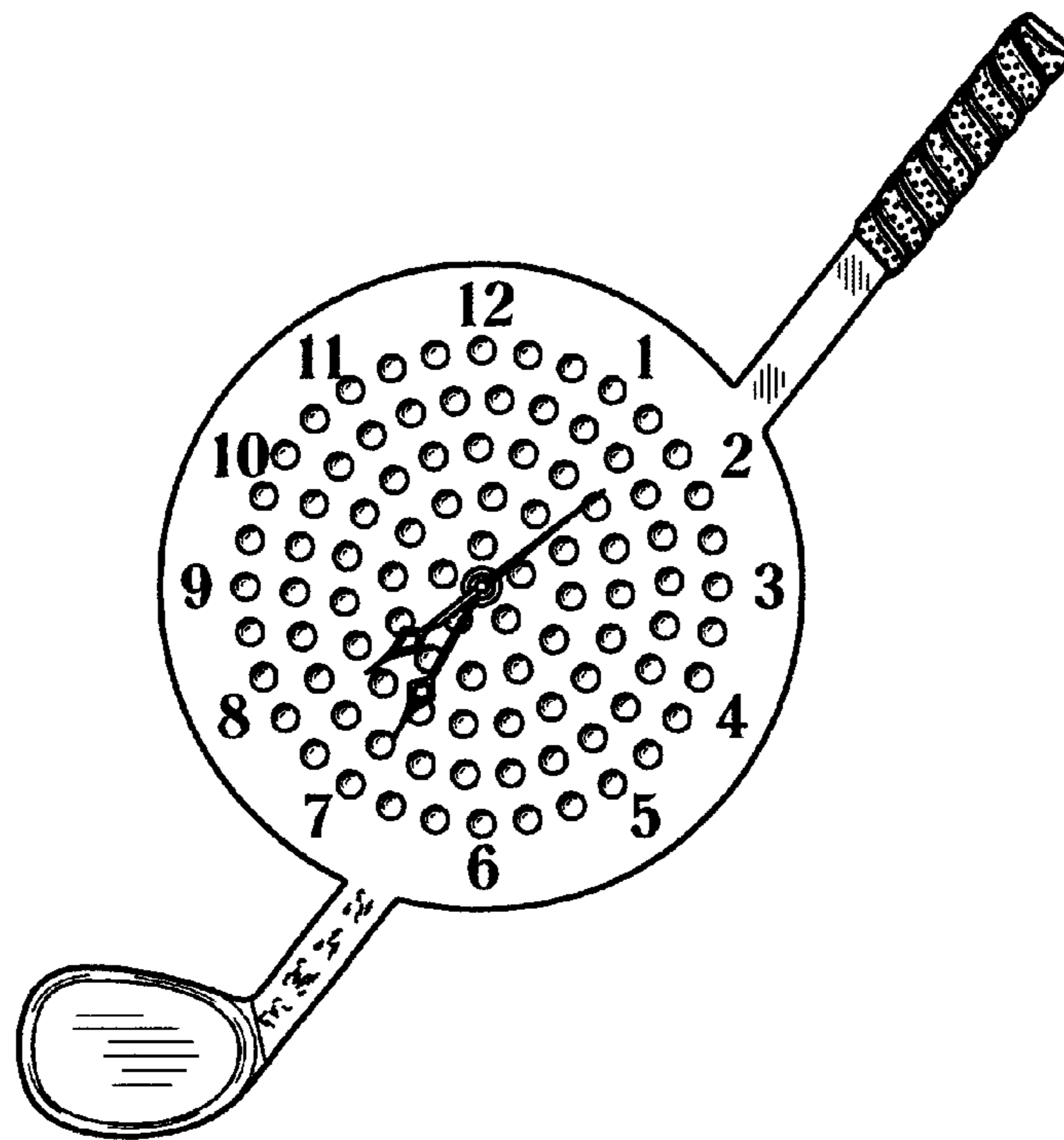
FIG. 1 shows a front elevational view of my design for a golf clock;

FIG. 2 shows a rear elevational view thereof; and,

FIG. 3 shows a right side elevation thereof.

The elements shown in broken lines depict environmental structure only and form no part of the claimed design.

**1 Claim, 1 Drawing Sheet**



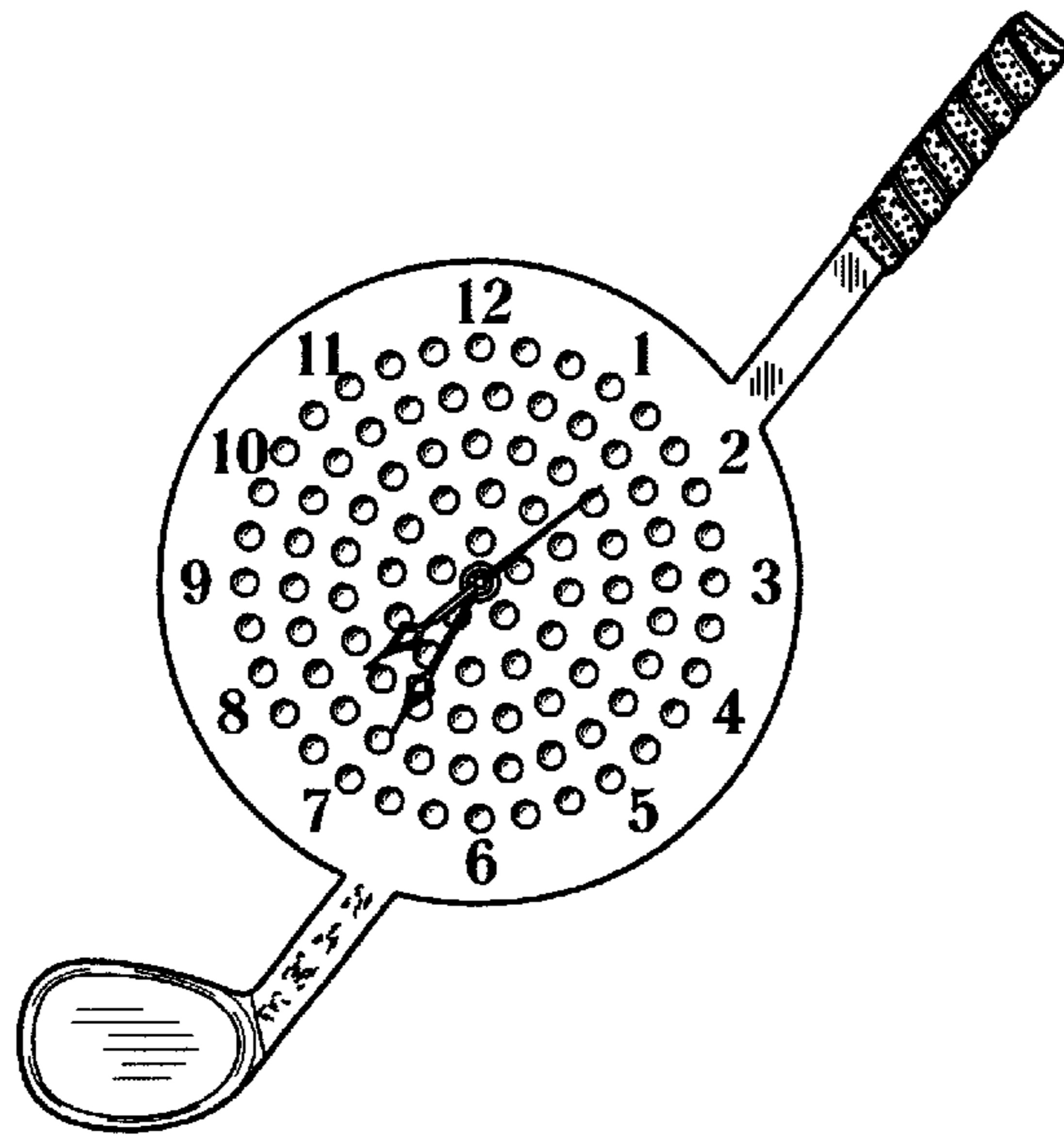


FIG. 1

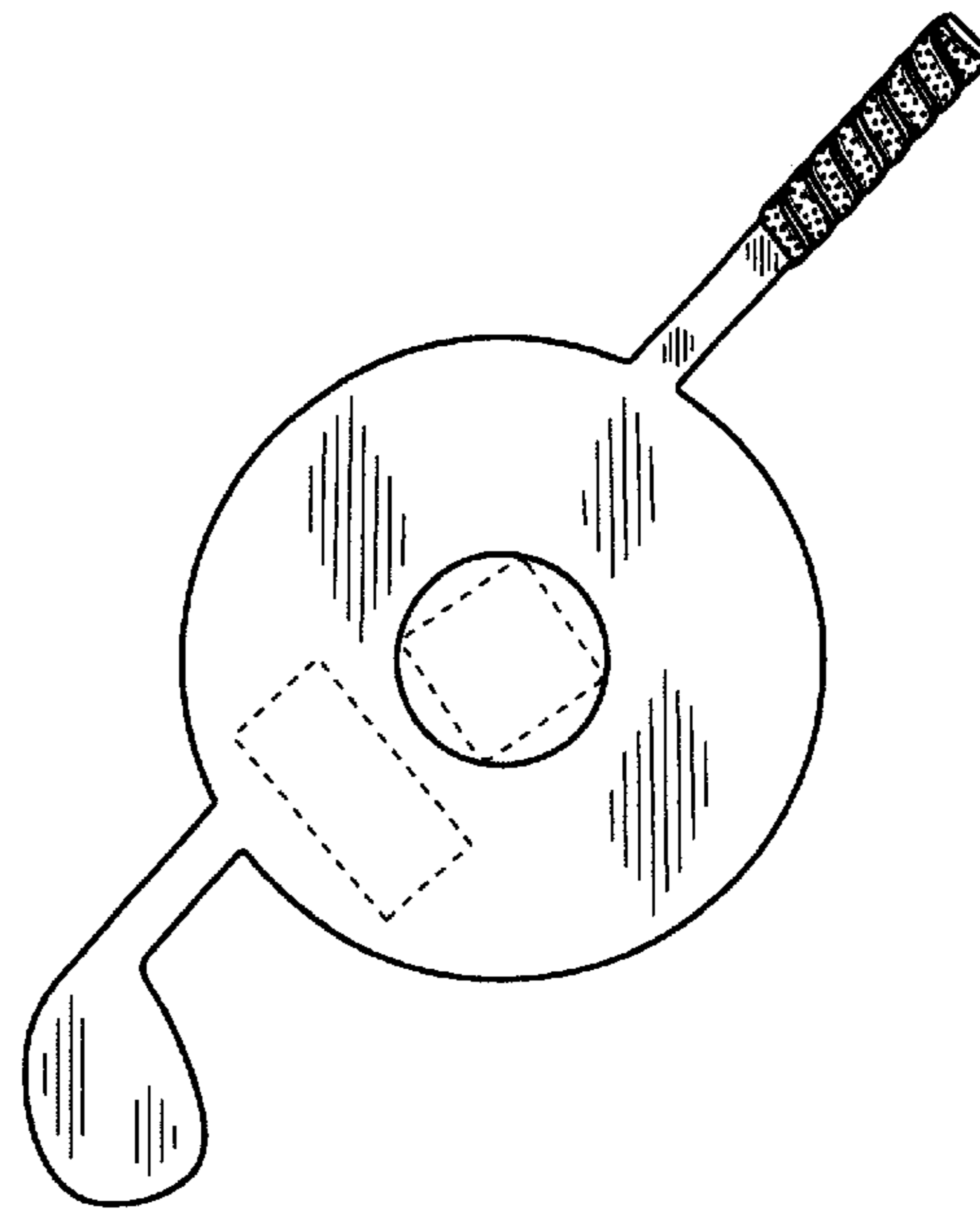


FIG. 2



FIG. 3