



US00D522370S

(12) **United States Design Patent**  
**Hainaut**

(10) **Patent No.:** **US D522,370 S**  
(45) **Date of Patent:** **\*\* Jun. 6, 2006**

(54) **PERFUME BOTTLE WITH CAP**  
(75) Inventor: **Laurent Hainaut**, New York, NY (US)  
(73) Assignee: **Jafer Ltd.** (BM)  
(\*\*) Term: **14 Years**

(21) Appl. No.: **29/207,337**

(22) Filed: **Jun. 11, 2004**

(51) **LOC (8) Cl.** ..... **09-01**

(52) **U.S. Cl.** ..... **D9/522; D9/575**

(58) **Field of Classification Search** ..... D9/445,  
D9/452, 454, 516, 522-523, 526, 529-530,  
D9/541-544, 549-552, 557-559, 560-561,  
D9/563-565, 570-575, 652, 682, 685, 687,  
D9/693-694; 215/382-384, 396, 398; 220/660,  
220/662, 666, 669, 675

See application file for complete search history.

(56) **References Cited**

**U.S. PATENT DOCUMENTS**

890,410 A \* 6/1908 Culver ..... 215/383  
1,879,807 A \* 9/1932 Kline ..... 215/384 X  
D176,590 S \* 1/1956 Breen ..... D9/522  
D205,804 S \* 9/1966 Weber, III ..... D9/448  
D213,611 S \* 3/1969 Hodge ..... D9/575  
D216,460 S \* 1/1970 Gibson ..... D9/523

D247,699 S \* 4/1978 Turnbull ..... D9/543  
D253,033 S \* 10/1979 Meyer et al. .... D9/543  
D345,916 S \* 4/1994 Bondewel ..... D9/523  
D363,430 S \* 10/1995 Danowski et al. .... D9/572 X  
D386,410 S \* 11/1997 Mahlmann ..... D9/452 X  
D389,742 S \* 1/1998 Toleman ..... D9/523  
D429,161 S \* 8/2000 LePage ..... D9/526  
D479,803 S \* 9/2003 Alguire et al. .... D9/523  
D485,184 S \* 1/2004 Hay et al. .... D9/522

\* cited by examiner

*Primary Examiner*—Carol Rademaker

(74) *Attorney, Agent, or Firm*—The Trademark Group,  
APLC

(57) **CLAIM**

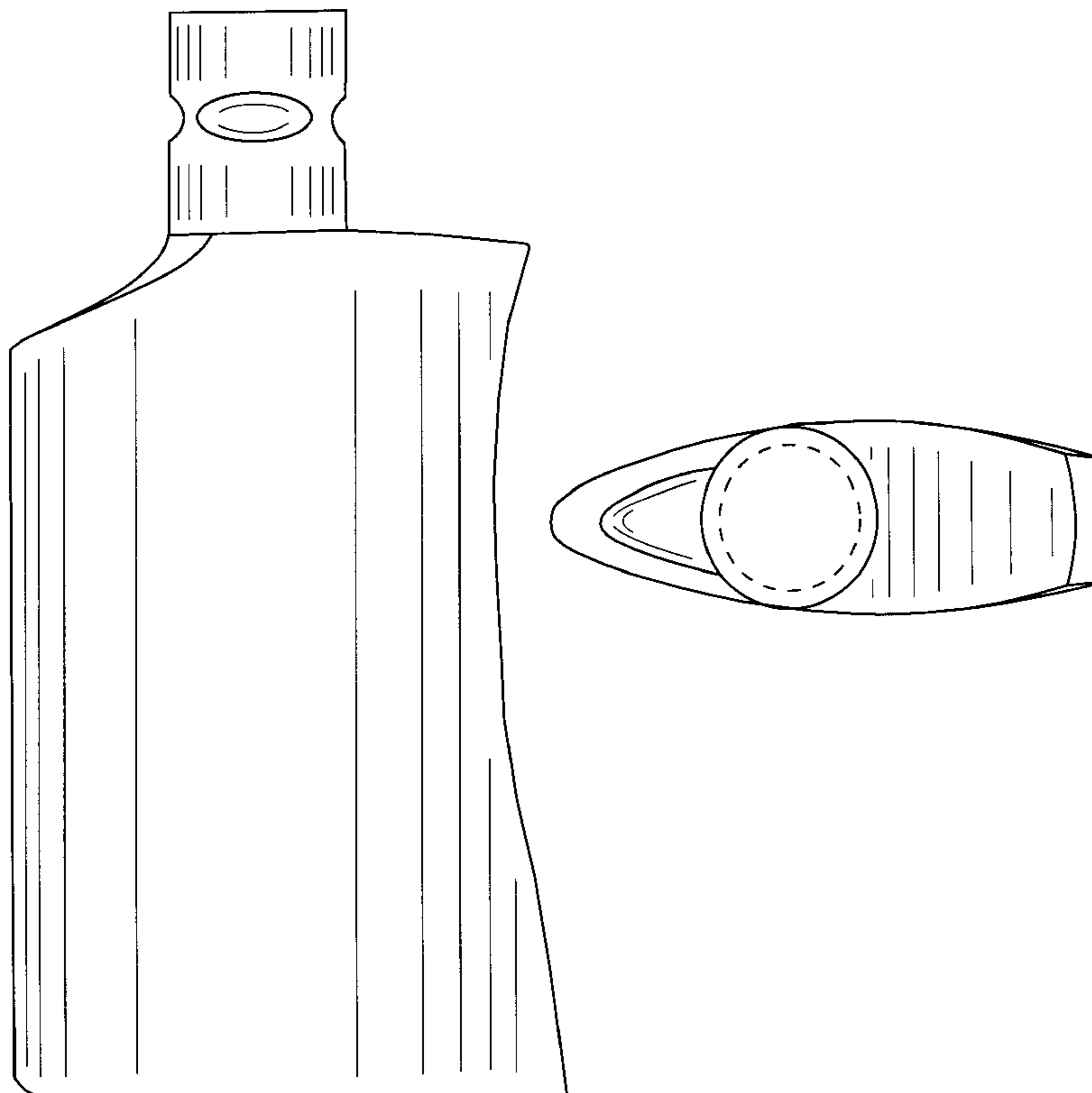
The ornamental design for a perfume bottle with cap, as shown and described.

**DESCRIPTION**

FIG. 1 is a front view of a perfume bottle with cap; the rear view is a mirror image thereof; FIG. 2 is a left side view thereof; FIG. 3 is a right side view thereof; and, FIG. 4 is a top plan view thereof.

The broken line shown in the drawings is for illustrative purposes only and forms no part of the claimed design.

**1 Claim, 1 Drawing Sheet**



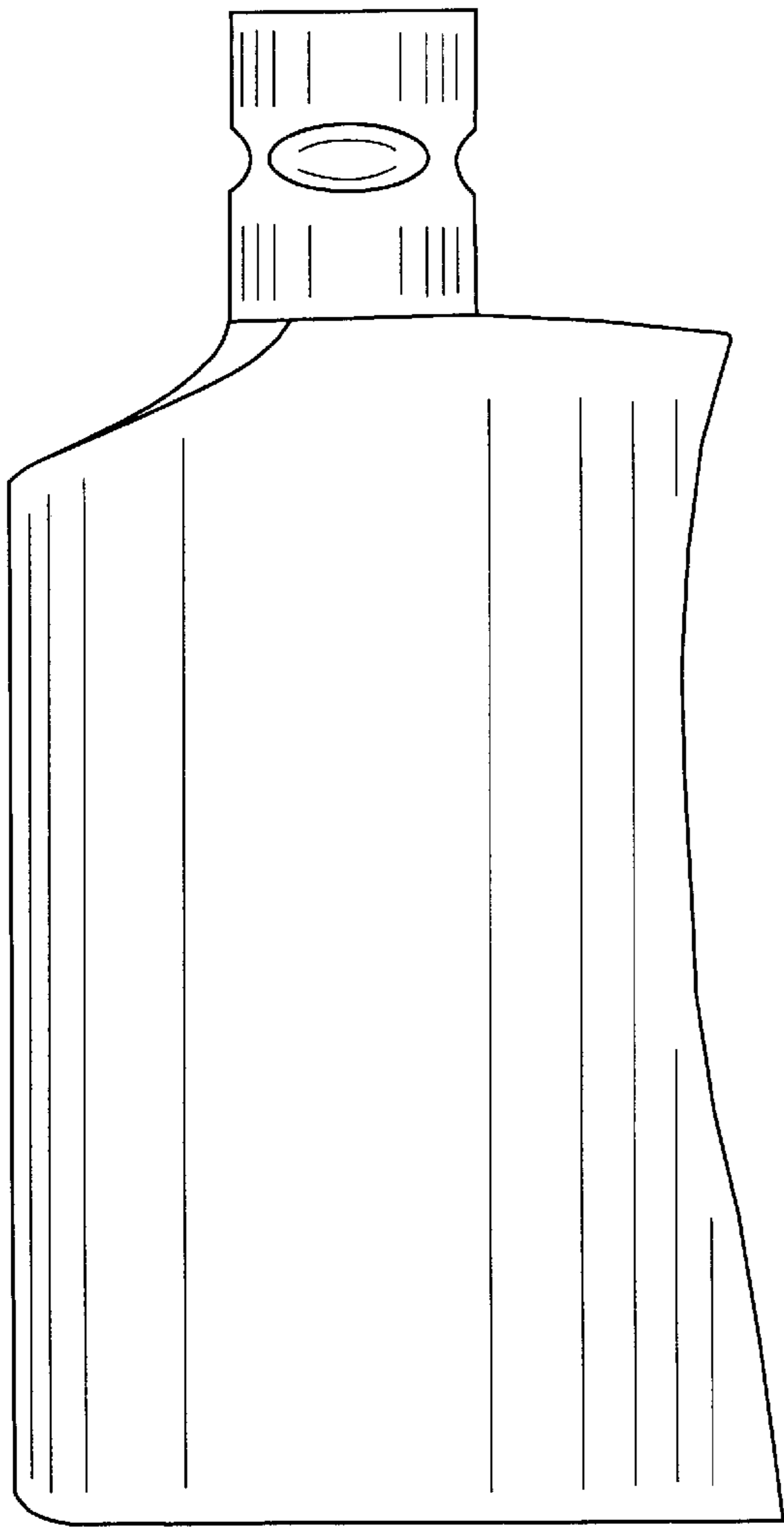


FIG. 1




FIG. 2

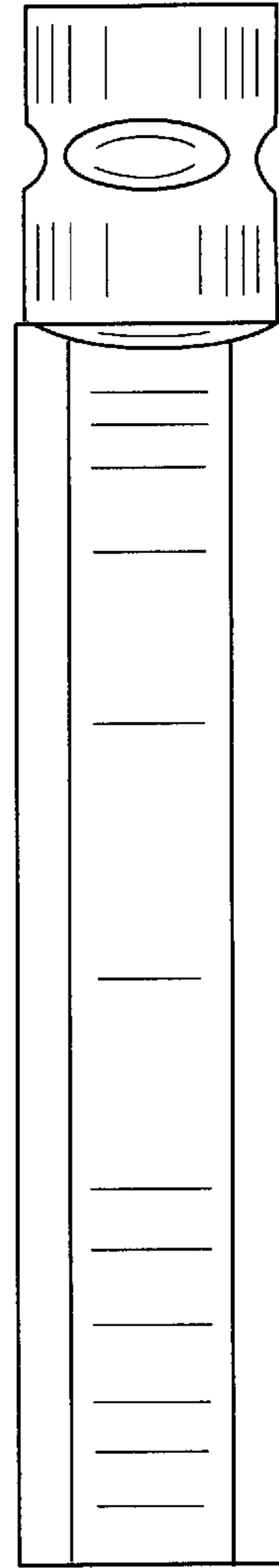


FIG. 3

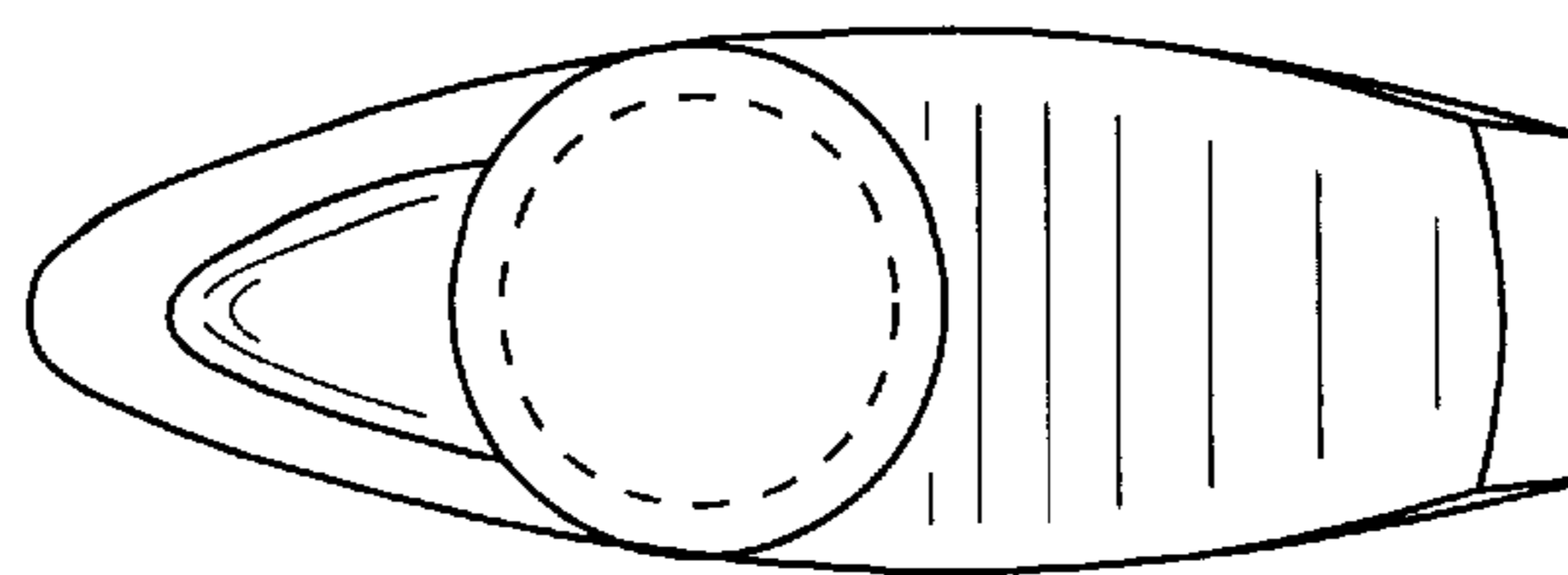


FIG. 4