



US00D522369S

(12) **United States Design Patent**
Penn

(10) **Patent No.:** **US D522,369 S**

(45) **Date of Patent:** **** Jun. 6, 2006**

(54) **BOTTLE**

2,267,246 A * 12/1941 Meade 229/5.7
D409,091 S * 5/1999 Beaver et al. D9/538

(75) Inventor: **Tom Penn**, New York, NY (US)

OTHER PUBLICATIONS

(73) Assignee: **Select Imports Limited**, New York, NY (US)

1985–86 Cole–Parmer Catalog. p. 447.*

(**) Term: **14 Years**

* cited by examiner

(21) Appl. No.: **29/119,438**

Primary Examiner—Stella Reid

Assistant Examiner—Selina Sikder

(22) Filed: **Feb. 28, 2000**

(74) *Attorney, Agent, or Firm*—Oppedahl & Olson LLP

(51) **LOC (8) Cl.** **09-01**

(57) **CLAIM**

(52) **U.S. Cl.** **D9/520; D9/549**

The ornamental design for a bottle, as shown and described.

(58) **Field of Classification Search** D7/591,
D7/597, 598; D9/500, 503, 505, 544, 545,
D9/549; 215/382, 383, 384

DESCRIPTION

See application file for complete search history.

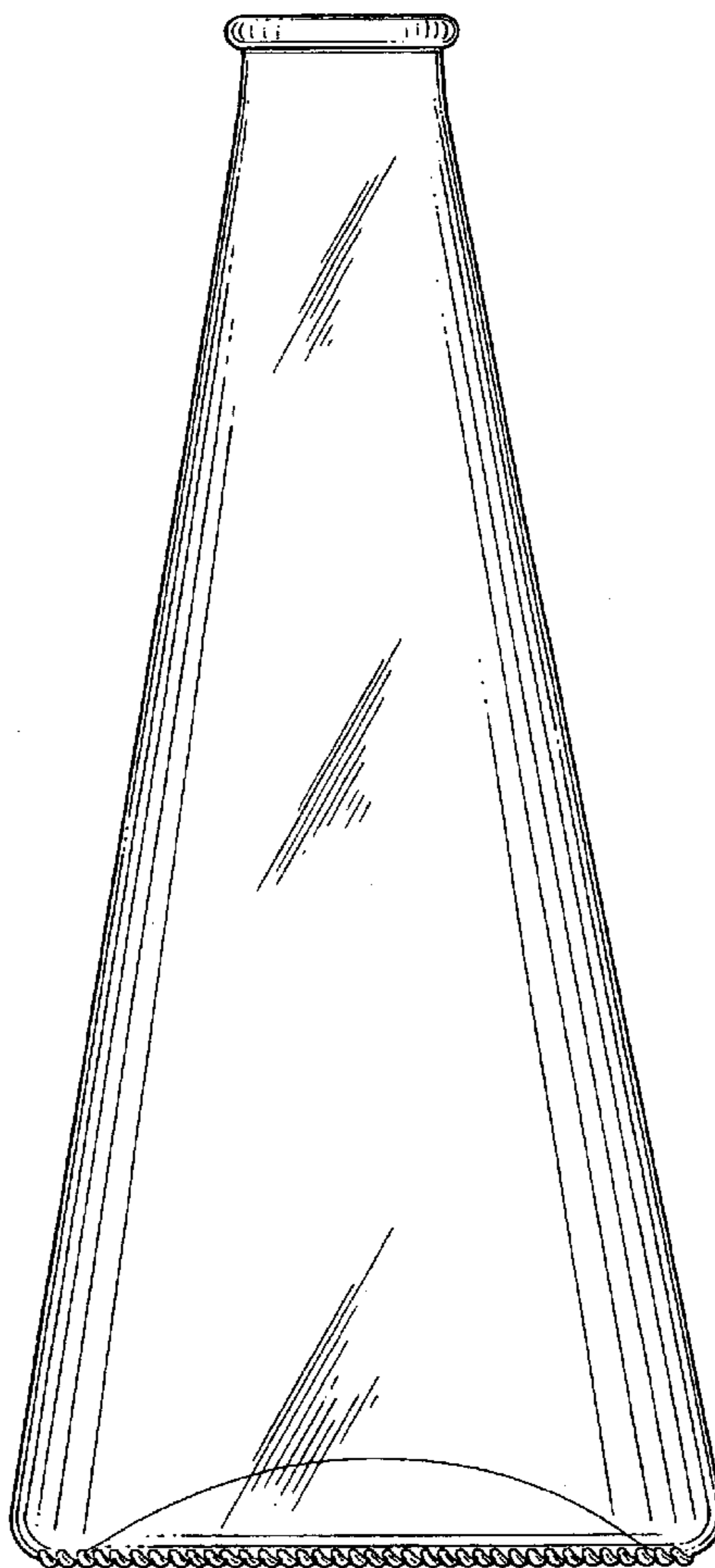
FIG. 1 is a side view of the bottle of the invention. The bottle is symmetrical, with all sides appearing the same; FIG. 2 is a top view of the bottle of the invention; and, FIG. 3 is a bottom view of the bottle of the invention. The broken lines shown in FIG. 3 of the drawing is understood to indicate that the pattern repeats uniformly around the circumference of the bottom surface.

(56) **References Cited**

U.S. PATENT DOCUMENTS

342,540 A * 5/1886 Salisbury 215/382
1,190,723 A * 7/1916 Caylor 229/5.6
D117,266 S * 10/1939 Gerhart D9/500
2,207,003 A * 7/1940 Dunlap 229/4.5

1 Claim, 2 Drawing Sheets



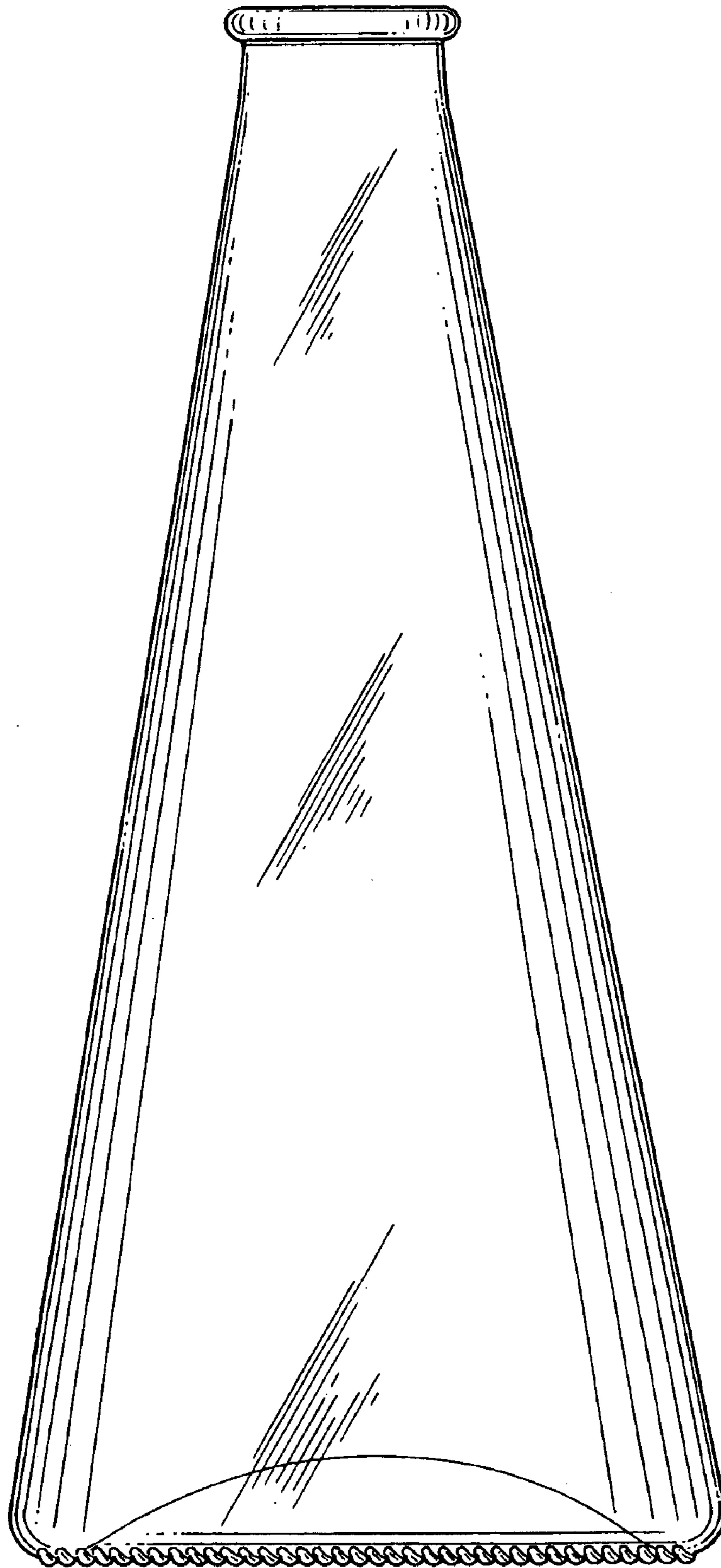


FIG. 1

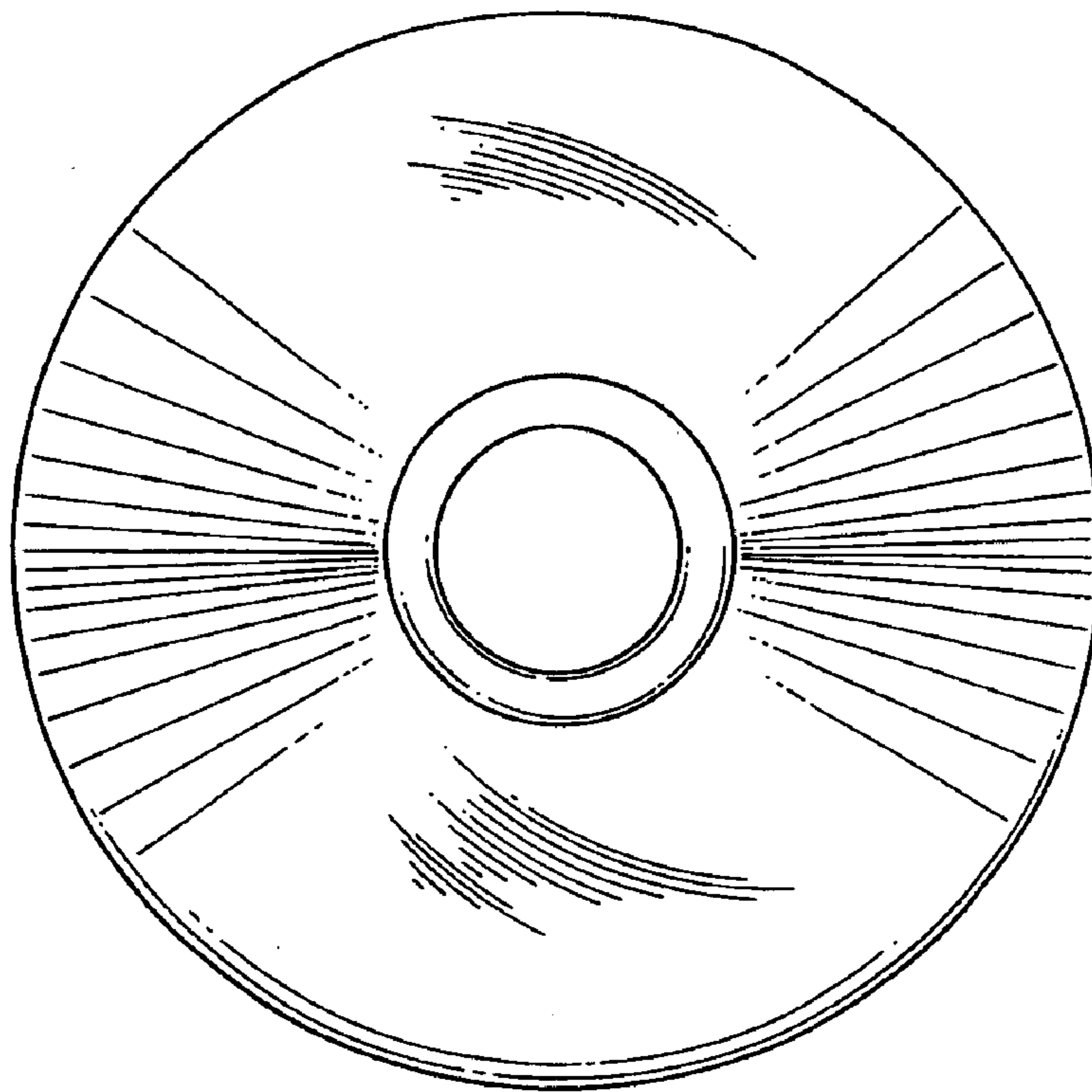


FIG. 2

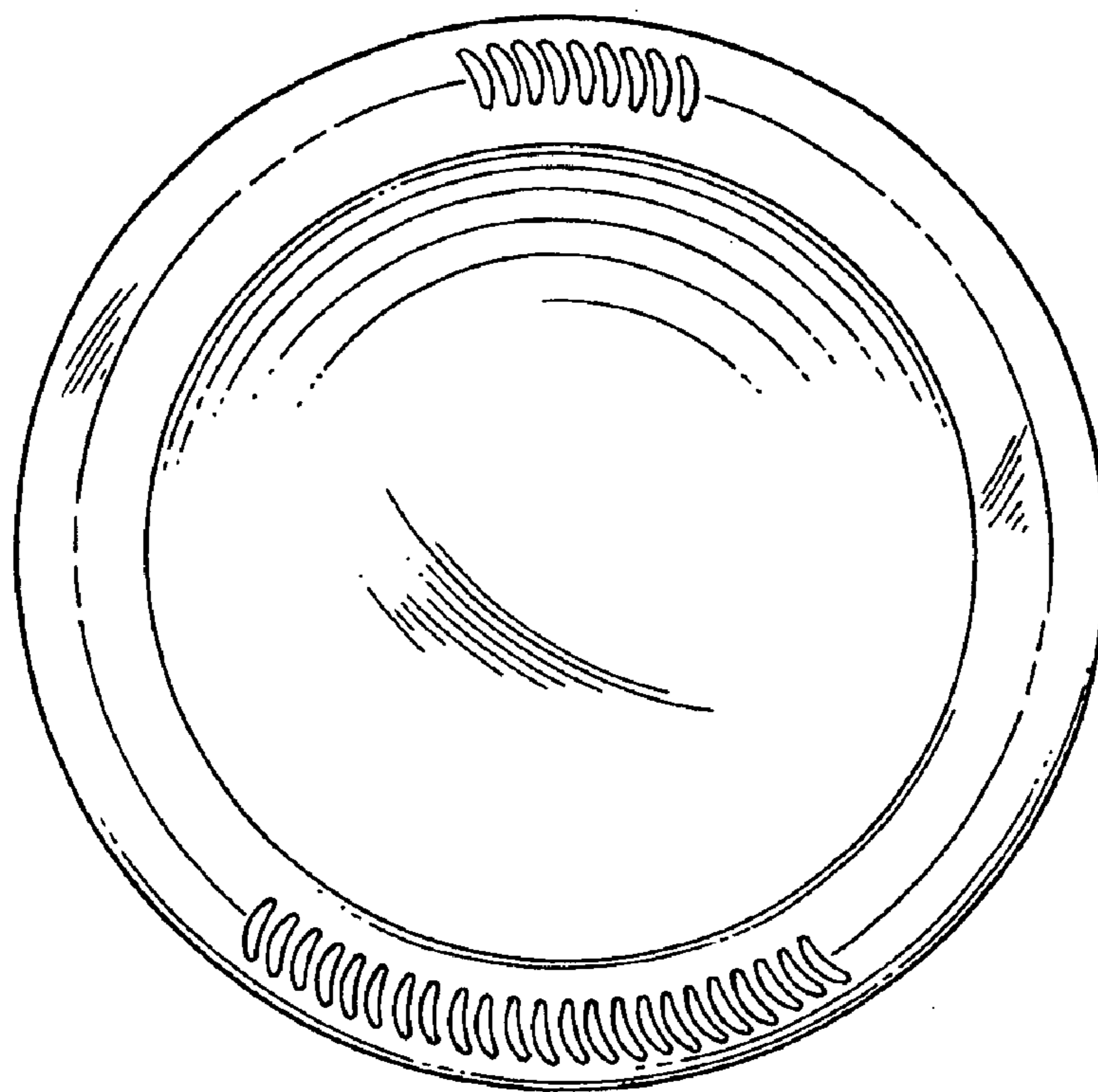


FIG. 3