



US00D522358S

(12) **United States Design Patent**
Peterson et al.

(10) **Patent No.:** **US D522,358 S**
(45) **Date of Patent:** **** Jun. 6, 2006**

(54) **CAP**
(75) Inventors: **Frank J. Peterson**, Lisle, IL (US);
Brian D. Furlong, Westchester, IL (US)
(73) Assignee: **Sanford L.P.**, Freeport, IL (US)
(**) Term: **14 Years**
(21) Appl. No.: **29/203,594**
(22) Filed: **Apr. 16, 2004**
(51) **LOC (8) Cl.** **09-07**
(52) **U.S. Cl.** **D9/443; D9/453**
(58) **Field of Classification Search** D9/434-436,
D9/439, 442-435, 447, 449-454; D19/66;
206/508; 215/221, 228, 1 R, 1 C; 222/546
See application file for complete search history.

D398,535 S 9/1998 Henderson et al. D9/542
D398,536 S 9/1998 Chan et al. D9/542
D399,658 S 10/1998 Nosella D4/116
D405,697 S 2/1999 Gelinas D9/520
D407,304 S 3/1999 Crawford D9/542
D414,118 S 9/1999 Crawford D9/543
D417,850 S 12/1999 Miller D9/542
D421,058 S 2/2000 Regan et al. D19/66
D429,629 S 8/2000 Kuzma et al. D9/300
D433,706 S 11/2000 Panda D19/55
D436,376 S 1/2001 Regan et al. D19/66
D442,854 S 5/2001 Weber D9/300
D446,459 S 8/2001 Weber D9/542
D451,396 S 12/2001 Johnson et al. D9/530
D456,844 S 5/2002 Oka D19/49
D461,597 S 8/2002 Angeletta D28/7
D464,874 S 10/2002 Tune et al. D9/300
D469,356 S 1/2003 Vo D9/503

* cited by examiner

(56) **References Cited**
U.S. PATENT DOCUMENTS

D35,499 S * 12/1901 Heunisch D9/452
D189,557 S * 1/1961 Soffer D9/453
D201,586 S * 7/1965 Erkers D9/443
D206,194 S 11/1966 Gooding D58/6
D214,146 S * 5/1969 Ritsi D9/445
D227,224 S 6/1973 Schweizer D9/137
D279,080 S * 6/1985 Negishi D9/453
D322,516 S 12/1991 Korper D4/121
D329,661 S 9/1992 Kimura D19/53
D330,218 S 10/1992 Kimura D19/66
D338,297 S 8/1993 Singarella D32/42
D343,360 S 1/1994 Poo D9/521
D358,329 S * 5/1995 Dickie D9/443
D362,623 S * 9/1995 Ma D9/443
D363,375 S 10/1995 Arntsen D4/116
D367,004 S 2/1996 Herbst et al. D9/300
D376,697 S 12/1996 Green et al. D4/114
D389,744 S 1/1998 Noe et al. D9/542
D392,465 S 3/1998 Mark D4/114

Primary Examiner—Louis S. Zarfaz
Assistant Examiner—Gregory Andoll
(74) *Attorney, Agent, or Firm*—Marshall, Gerstein & Borun
LLP

(57) **CLAIM**

The ornamental design for a “cap,” as shown and described.

DESCRIPTION

FIG. 1 is a perspective view showing our new design;
FIG. 2 is a front elevational view of the cap of FIG. 1, the
rear elevational view being a mirror image thereof;
FIG. 3 is a right side elevational view of the cap of FIG. 1,
the left side elevational view being a mirror image thereof;
and,
FIG. 4 is a top plan view of the cap of FIG. 1.
The dashed lines are for illustrative purposes only and form
no part of the claimed design.

1 Claim, 1 Drawing Sheet

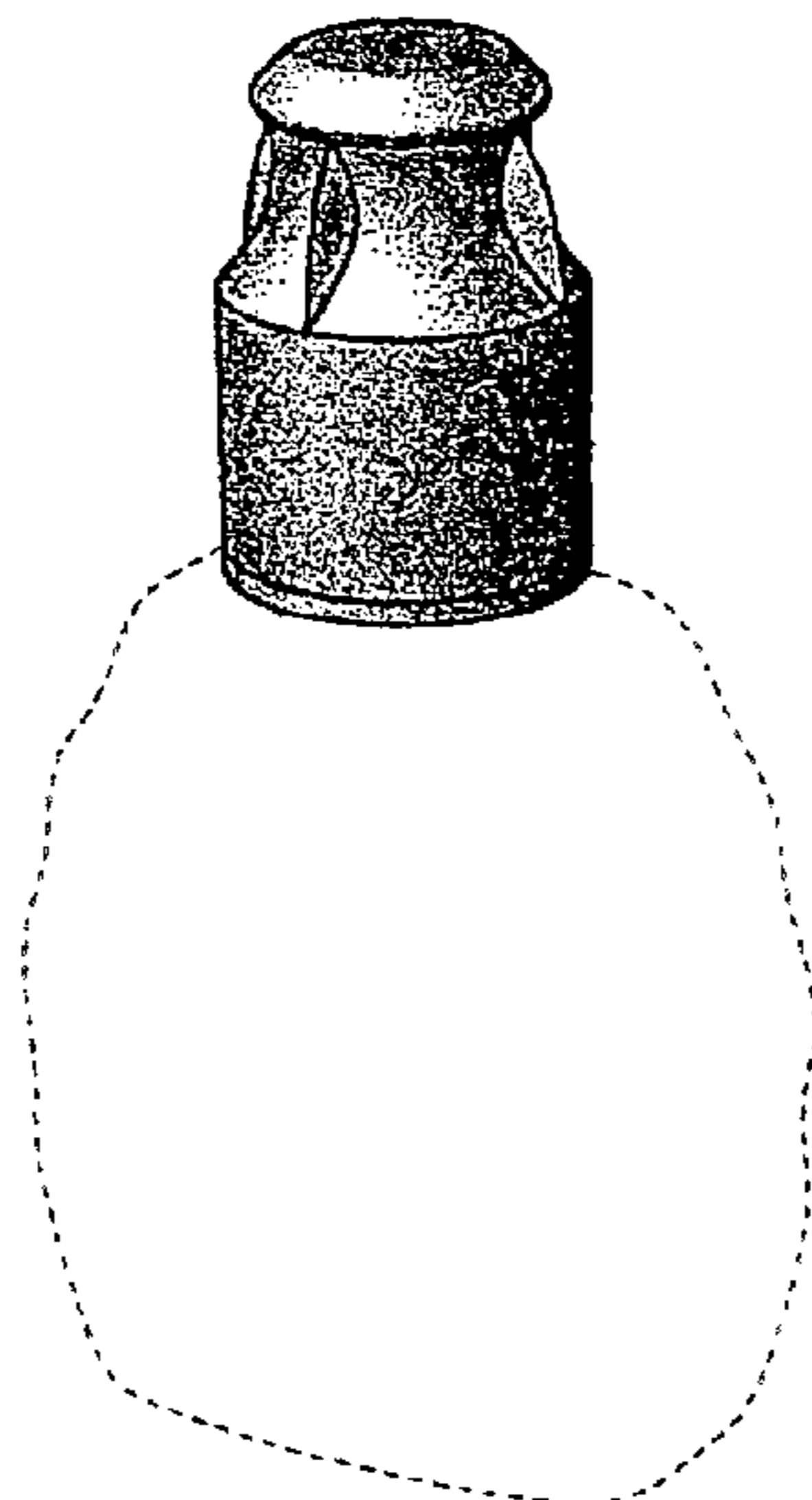


FIG. 1

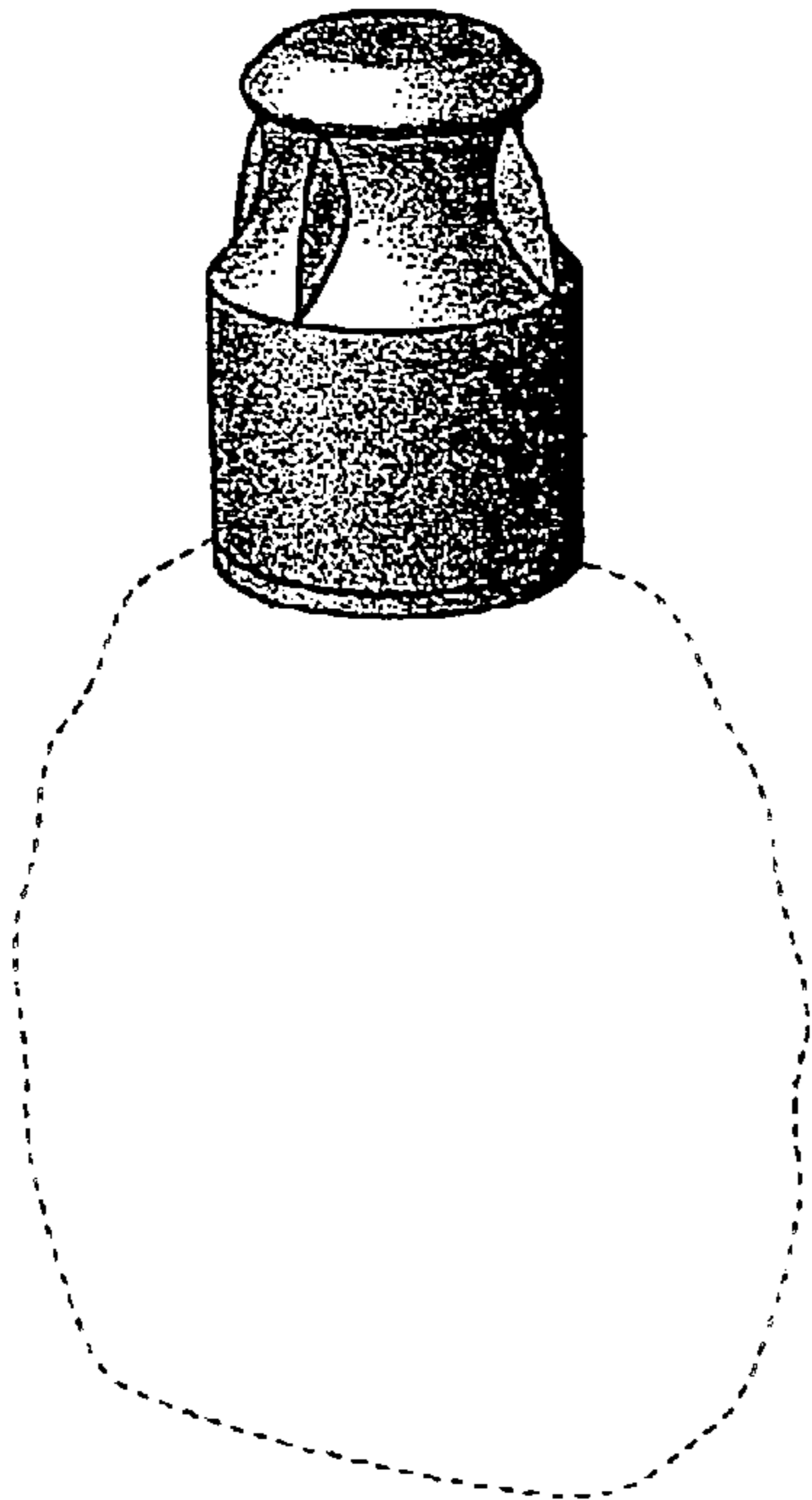


FIG. 2

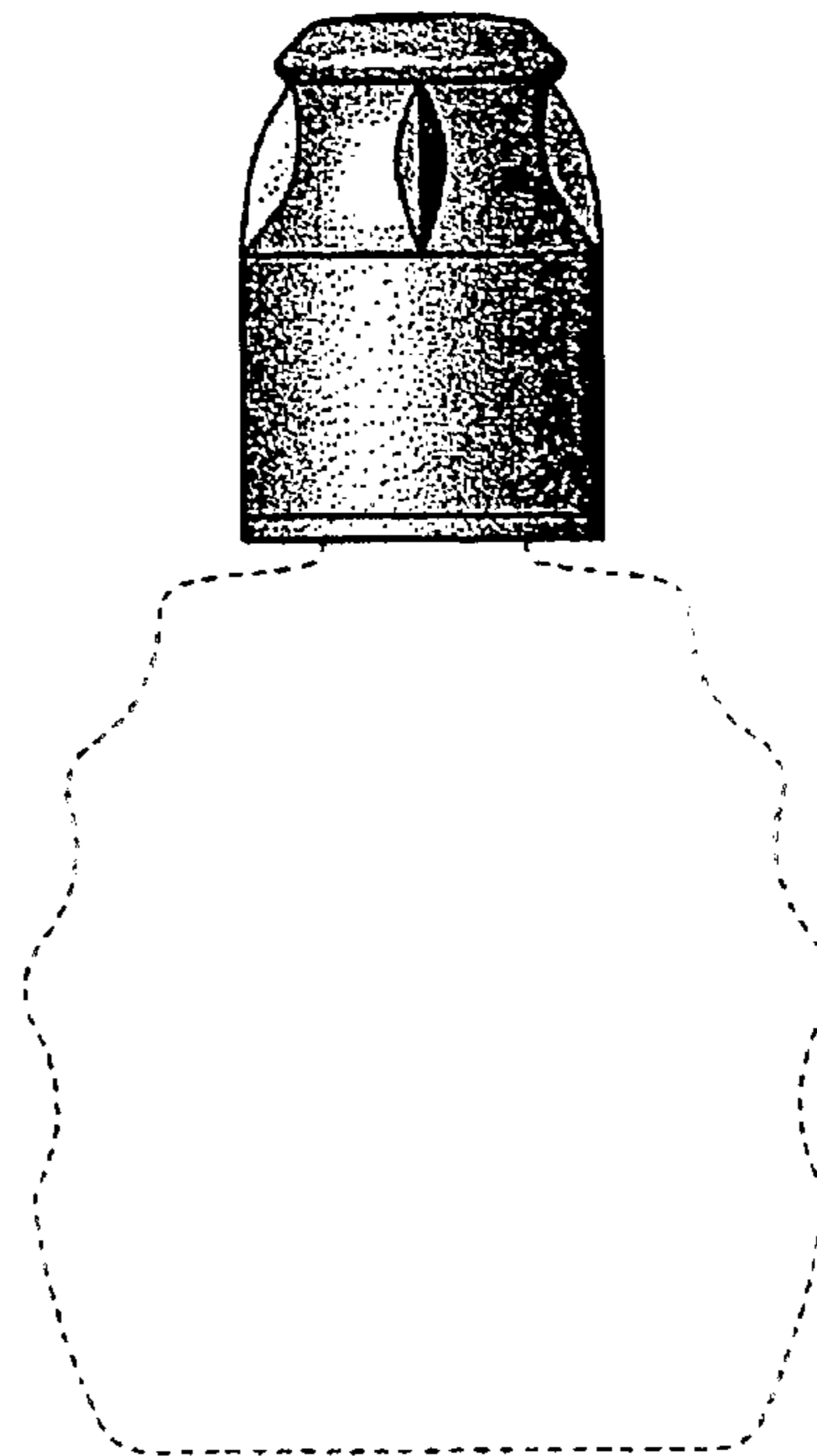


FIG. 3

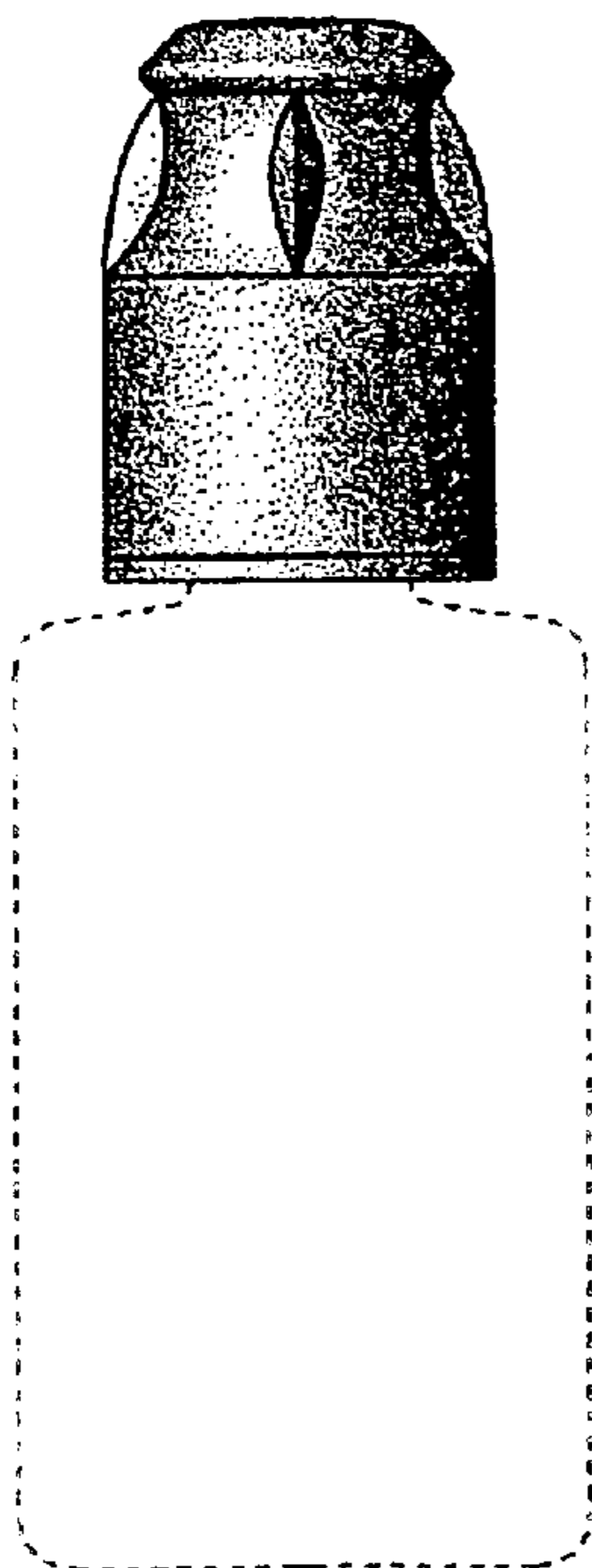


FIG. 4

