



US00D522347S

(12) **United States Design Patent**
Gretz

(10) **Patent No.:** **US D522,347 S**

(45) **Date of Patent:** **** Jun. 6, 2006**

(54) **METER BASE MOUNTING BLOCK**

(75) Inventor: **Thomas J. Gretz**, Clarks Summit, PA
(US)

(73) Assignee: **Arlington Industries, Inc**, Scranton, PA
(US)

(**) Term: **14 Years**

(21) Appl. No.: **29/196,553**

(22) Filed: **Dec. 30, 2003**

Related U.S. Application Data

(63) Continuation-in-part of application No. 10/303,286, filed on
Nov. 25, 2002, now abandoned.

(51) **LOC (8) Cl.** **08-05**

(52) **U.S. Cl.** **D8/354**

(58) **Field of Classification Search** D8/354,
D8/349; D34/38; D13/118; 248/678, 346.01,
248/346.02, 188.1; 108/57.26; 52/293.3
See application file for complete search history.

(56) **References Cited**

U.S. PATENT DOCUMENTS

3,938,448 A * 2/1976 Nishitani et al. 108/57.26

4,212,446 A * 7/1980 Domanick et al. 248/678
D279,617 S * 7/1985 Helmer D34/38
D411,509 S * 6/1999 Schlegel D13/118
5,966,881 A * 10/1999 Kitagaki 52/293.3
D431,176 S * 9/2000 Zarnoti et al. D8/354
D443,499 S * 6/2001 Gretz D8/349

* cited by examiner

Primary Examiner—Holly H. Baynham

(57) **CLAIM**

The ornamental design for a meter base mounting block, as
shown and described.

DESCRIPTION

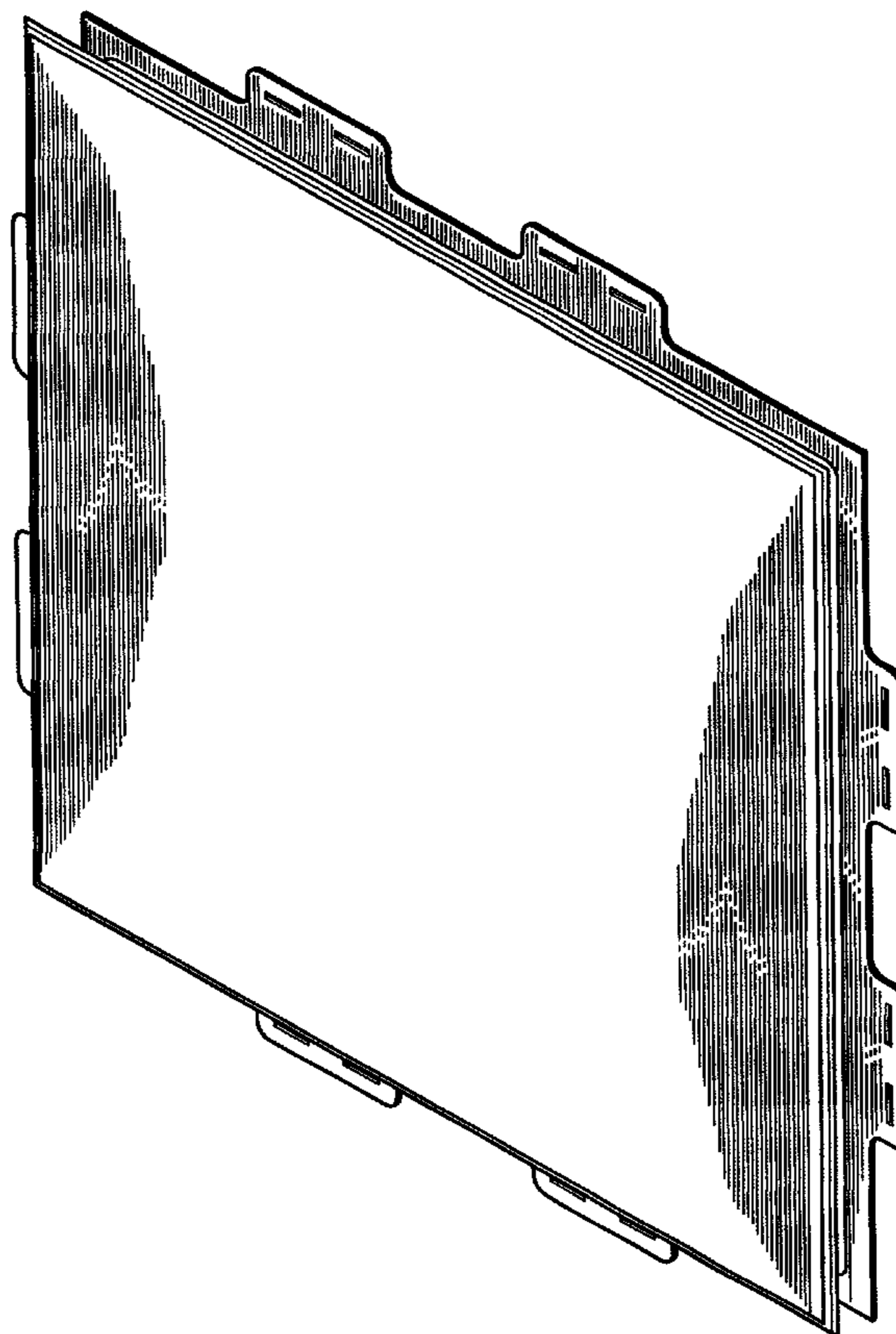
FIG. 1 is a perspective view of a meter base mounting block
showing my new design;

FIG. 2 is a front view thereof;

FIG. 3 is a left side view thereof, the right side view being
a mirror image; and,

FIG. 4 is a rear view thereof.

1 Claim, 3 Drawing Sheets



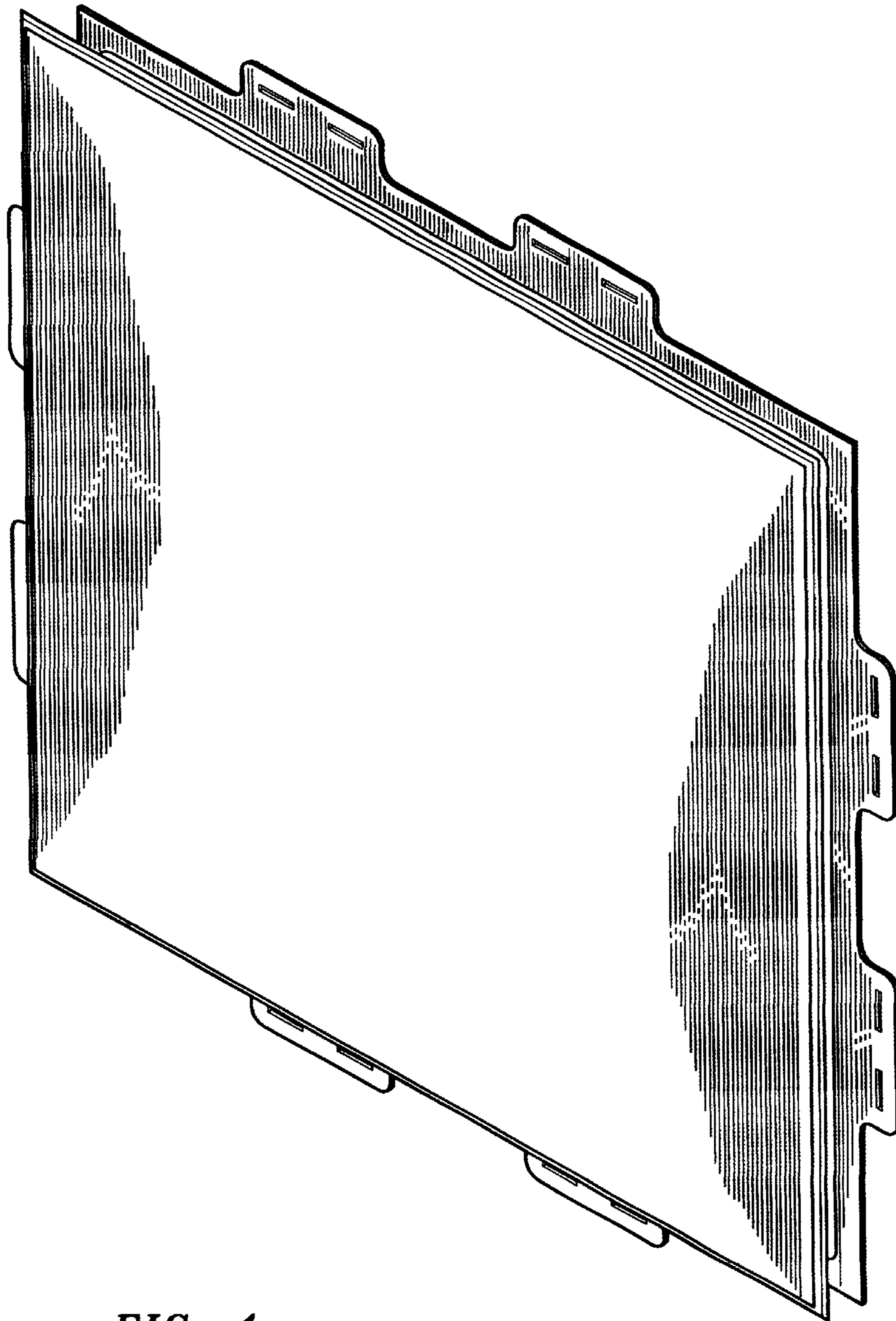


FIG. 1




FIG. 3

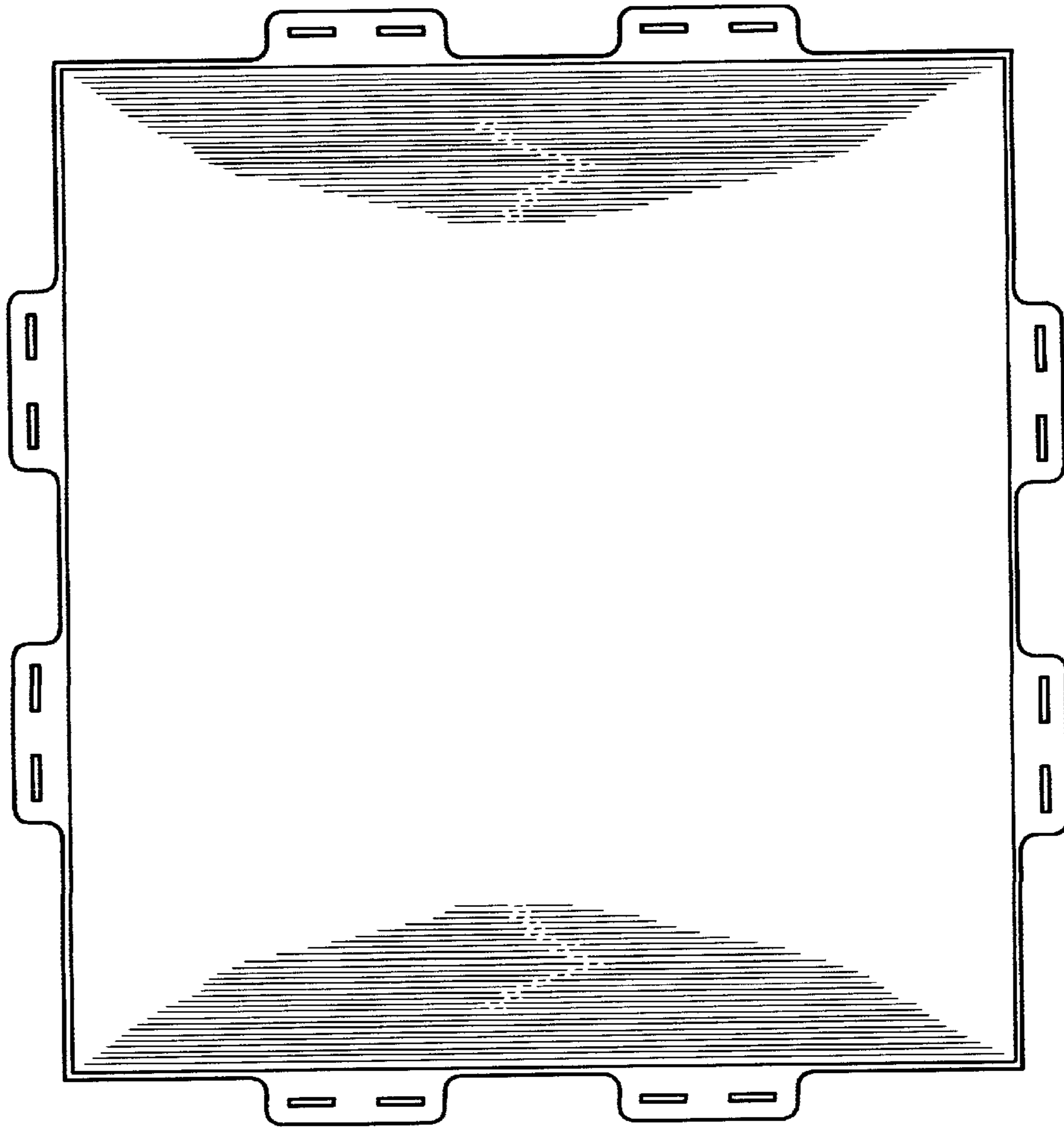


FIG. 2




FIG. 4