



US00D522342S

(12) **United States Design Patent**
Kwan

(10) **Patent No.:** **US D522,342 S**
(45) **Date of Patent:** **** Jun. 6, 2006**

(54) **HANDLE**

(75) Inventor: **Steven Kwan**, Brilliant Tower (HK)

(73) Assignee: **Merry Chance Industries, Ltd.**, Hong Kong (HK)

(**) Term: **14 Years**

(21) Appl. No.: **29/227,577**

(22) Filed: **Apr. 13, 2005**

(51) **LOC (8) Cl.** **08-04**

(52) **U.S. Cl.** **D8/107**

(58) **Field of Classification Search** D8/80-82,
D8/94, 107; 16/430-431, 110.1; 81/177.1,
81/436-440; D4/138; D7/393, 395, 401.2,
D7/649

See application file for complete search history.

(56) **References Cited**

U.S. PATENT DOCUMENTS

D426,136 S	*	6/2000	Yu	D8/107
D439,489 S	*	3/2001	Chen	D8/80
D448,265 S	*	9/2001	Chen	D8/80
D462,179 S	*	9/2002	Lai et al.	D4/138

D472,125 S	*	3/2003	Hsu	D8/107
D479,395 S	*	9/2003	Westrich et al.	D3/212
D483,630 S	*	12/2003	Choi	D8/10
6,662,406 B1	*	12/2003	Shonfeld et al.	16/431
D494,442 S	*	8/2004	Lin Wu	D8/107
D499,886 S	*	12/2004	Goulet et al.	D4/138
D500,927 S	*	1/2005	Hay	D4/138

* cited by examiner

Primary Examiner—Pamela Burgess

(74) *Attorney, Agent, or Firm*—Barnes & Thornburg LLP;
Timothy J. Engling

(57) **CLAIM**

The ornamental design for a handle, as shown and described.

DESCRIPTION

FIG. 1 is a upper perspective view of the handle;
FIG. 2 is a lower perspective view of the handle;
FIG. 3 is a top view of the handle;
FIG. 4 is a side view of the handle;
FIG. 5 is a bottom view of the handle;
FIG. 6 is an end view of the handle; and,
FIG. 7 is an end view of the handle.

1 Claim, 1 Drawing Sheet

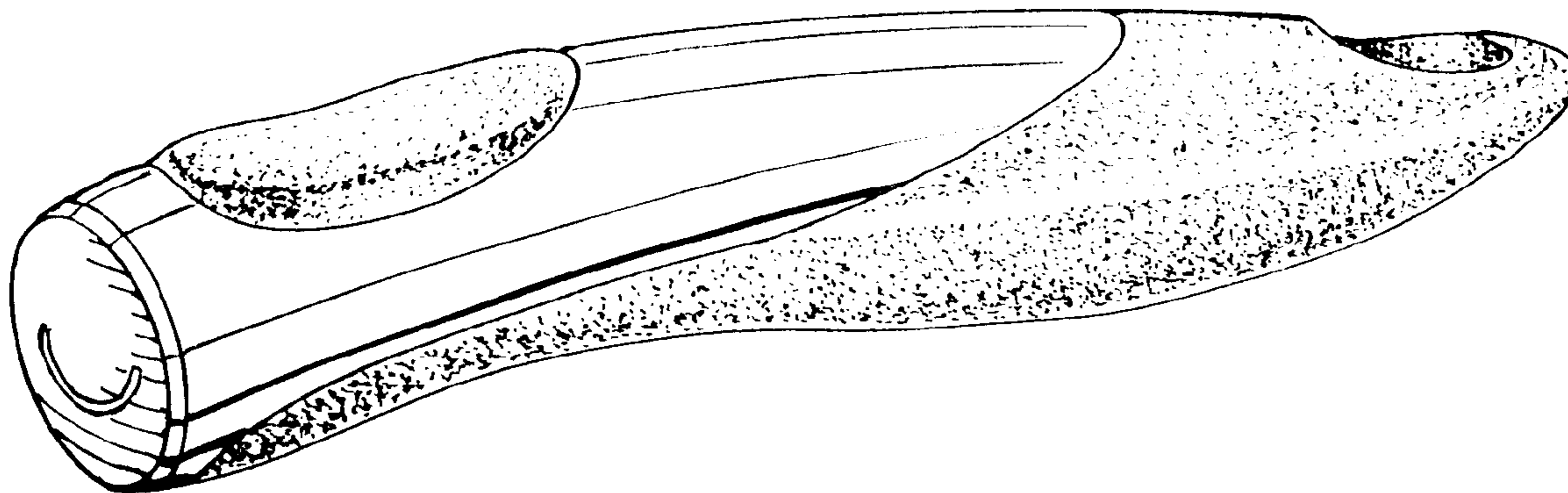


FIG. 1

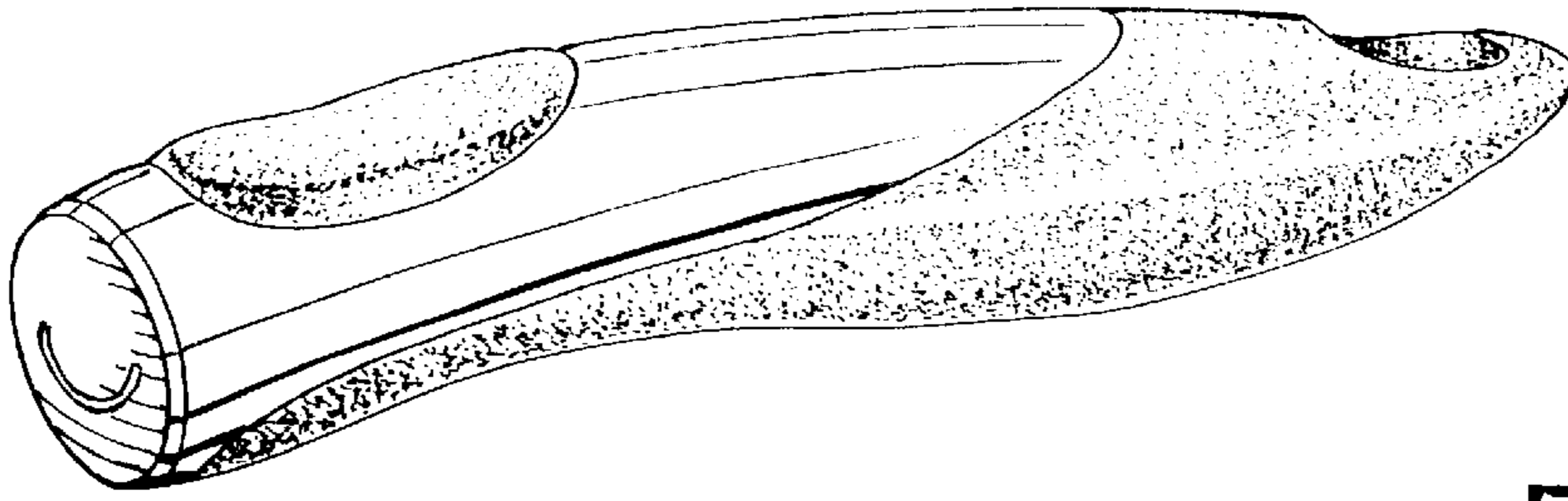


FIG. 2

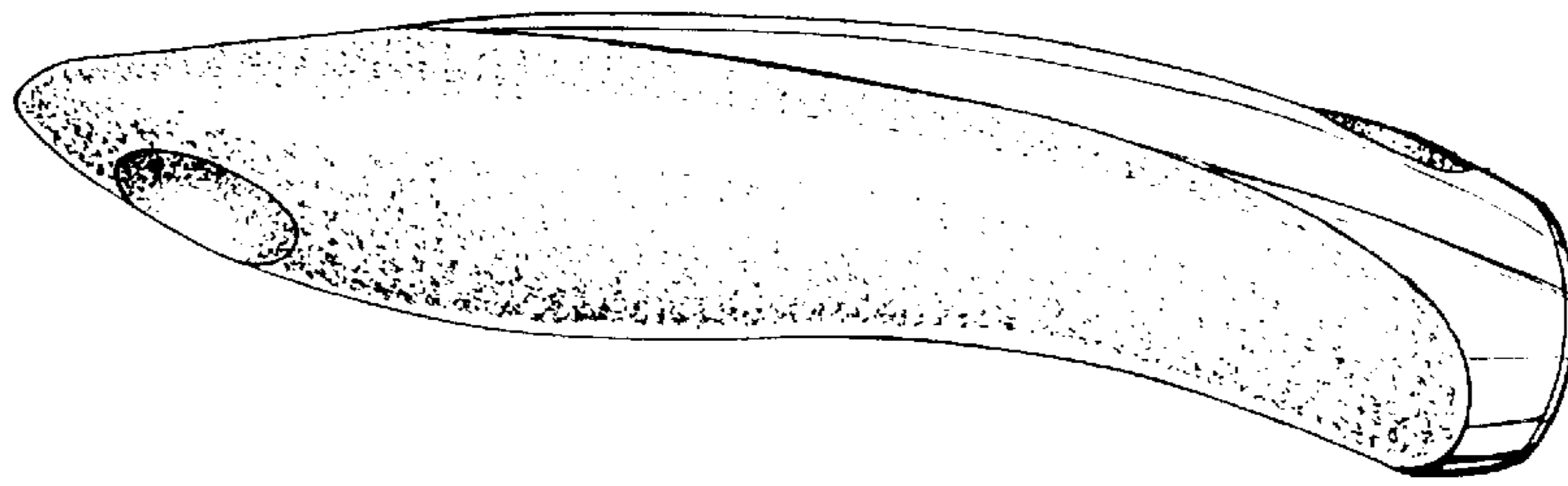


FIG. 3

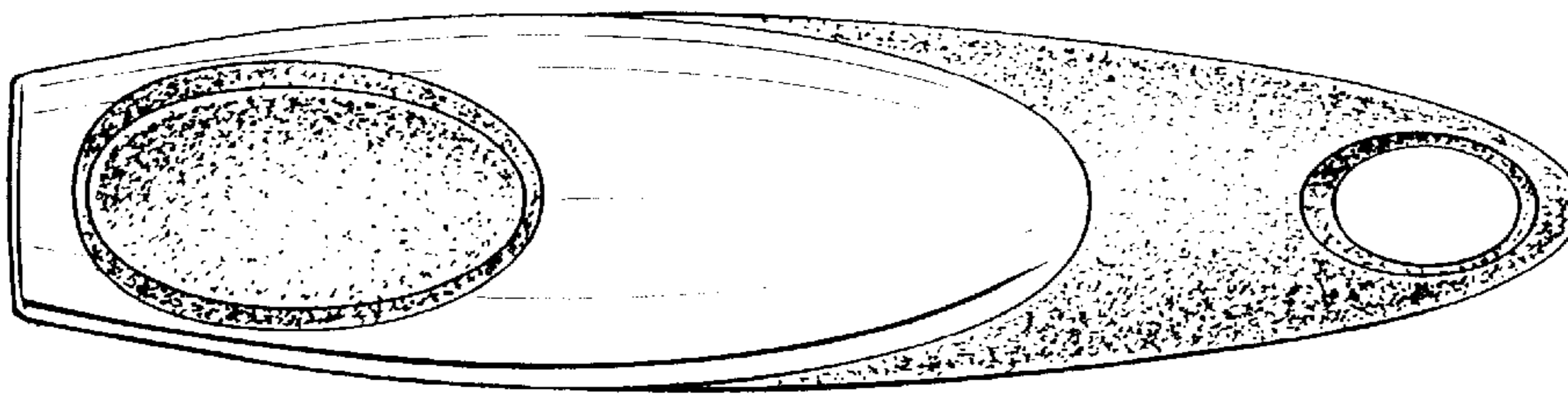


FIG. 4

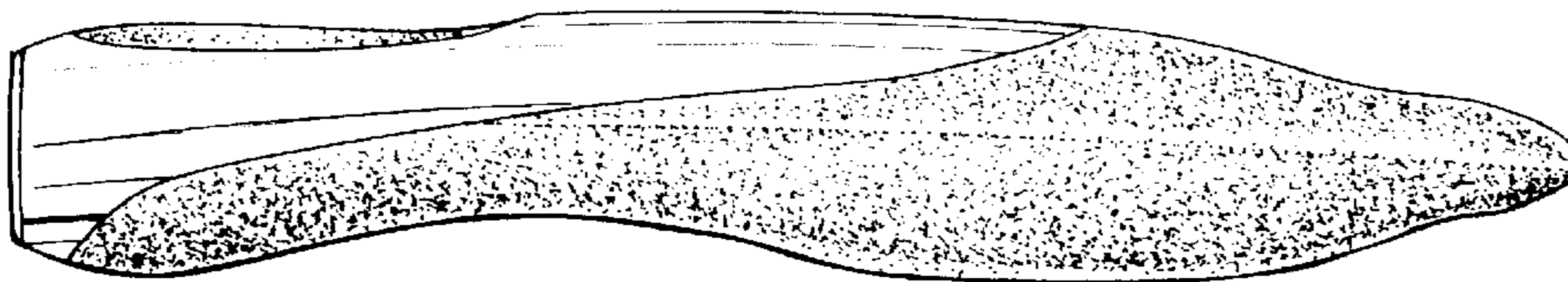


FIG. 5




FIG. 6

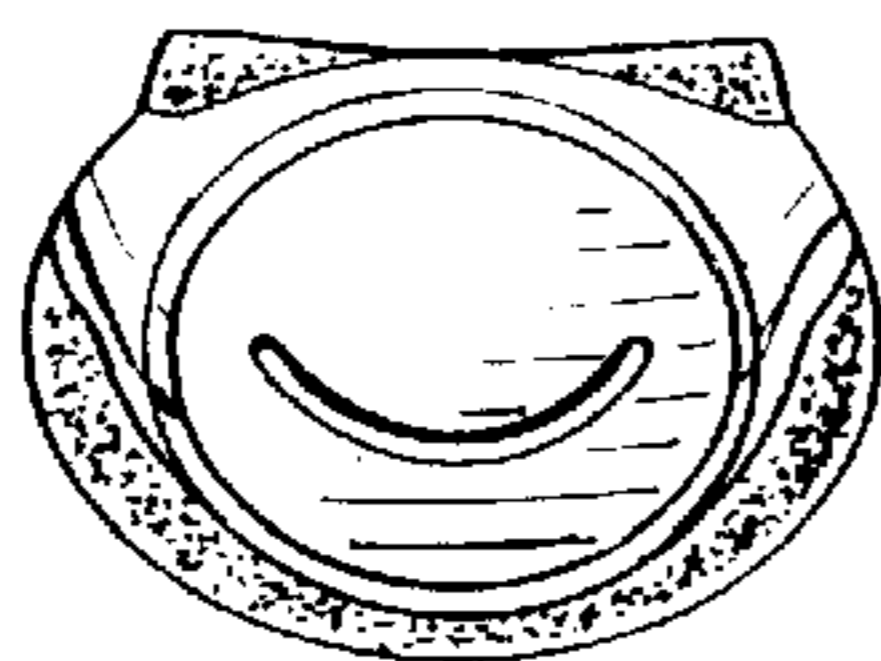


FIG. 7

