

US00D522341S

(12) **United States Design Patent**
Ayrest

(10) **Patent No.:** **US D522,341 S**

(45) **Date of Patent:** **** Jun. 6, 2006**

(54) **SCRIBE HANDLE**

D472,124 S * 3/2003 Park D8/99
6,674,276 B1 * 1/2004 Morgan et al. 324/67

(76) Inventor: **Robert B. Ayrest**, 6160 Cobblestone Rd., Placerville, CA (US) 95667-8986

* cited by examiner

(**) Term: **14 Years**

Primary Examiner—Philip S. Hyder

(74) *Attorney, Agent, or Firm*—Weintraub Genshiea Chediak; Bernhard Kreten

(21) Appl. No.: **29/222,789**

(22) Filed: **Feb. 2, 2005**

(57) **CLAIM**

(51) **LOC (8) Cl.** **08-03**

The ornamental design for scribe handle, as shown and described.

(52) **U.S. Cl.** **D8/99**

(58) **Field of Classification Search** D8/98,
D8/99, 100, 105, 107; 30/155, 156, 157,
30/158, 159, 160, 161

DESCRIPTION

See application file for complete search history.

FIG. 1 is a perspective view of a scribe handle, showing our new design.

FIG. 2 is a left side view thereof.

FIG. 3 is a top view thereof.

FIG. 4 is right view thereof.

FIG. 5 is a bottom view thereof.

FIG. 6 is a rear view thereof; and,

FIG. 7 is a front view thereof.

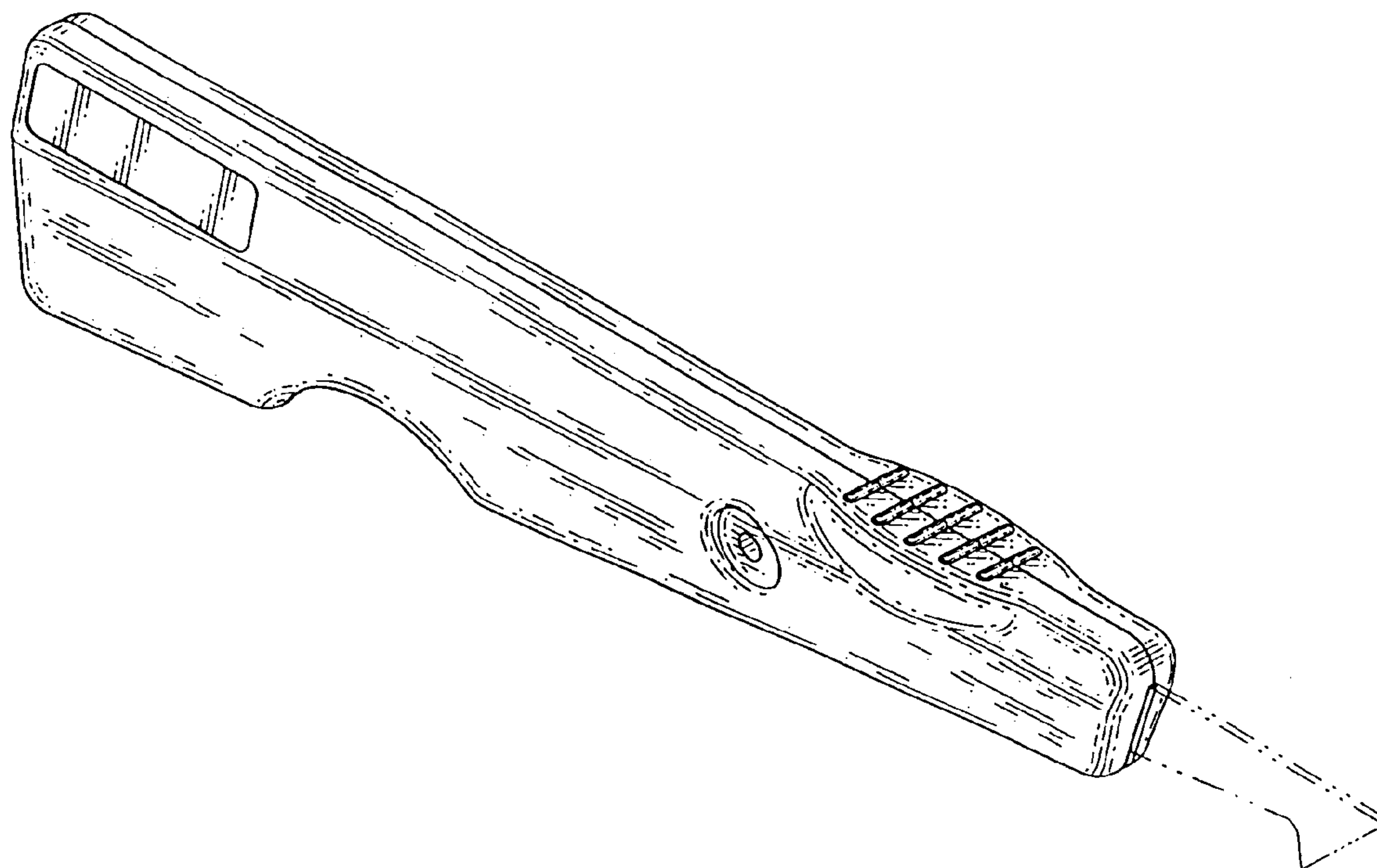
The broken-line showing of environmental structures in FIGS. 1, 2, and 4 is for illustrative purposes only and forms no part of the claimed design.

(56) **References Cited**

U.S. PATENT DOCUMENTS

D231,188 S	*	4/1974	Gilbert	D9/99
3,896,546 A	*	7/1975	Hildebrandt	30/157
D377,744 S	*	2/1997	Hasegawa	D8/99
D386,381 S	*	11/1997	Black et al.	D8/99
D407,004 S	*	3/1999	Hull et al.	D8/99
D433,913 S	*	11/2000	Pardue	D8/99
D435,421 S	*	12/2000	Strider et al.	D8/99
6,402,763 B1	*	6/2002	Scott	606/133

1 Claim, 1 Drawing Sheet



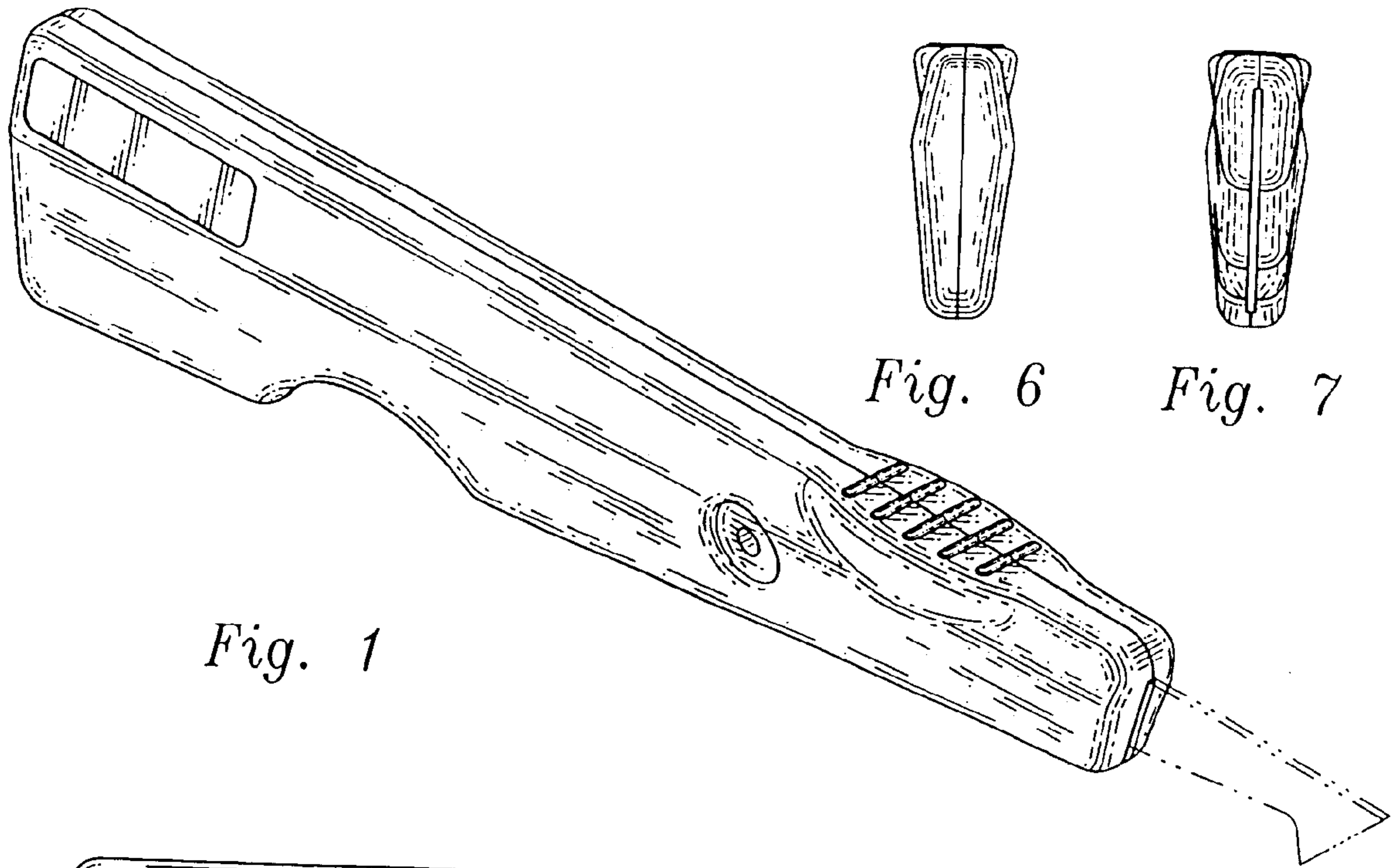


Fig. 1



Fig. 6

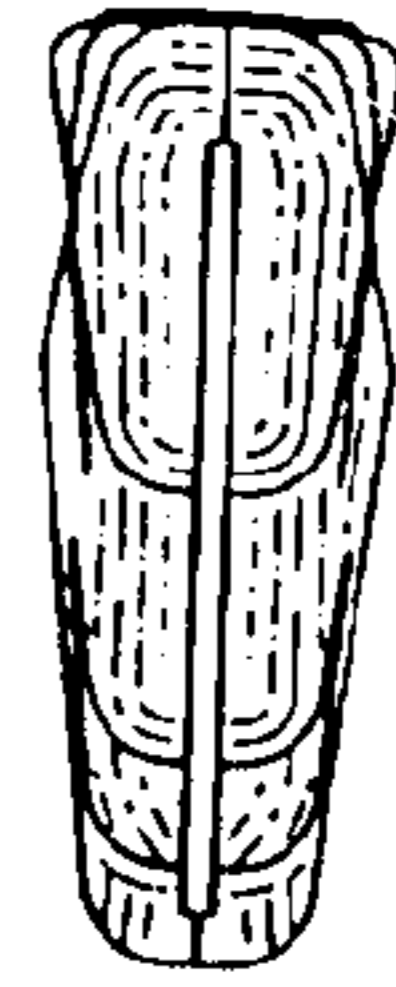


Fig. 7

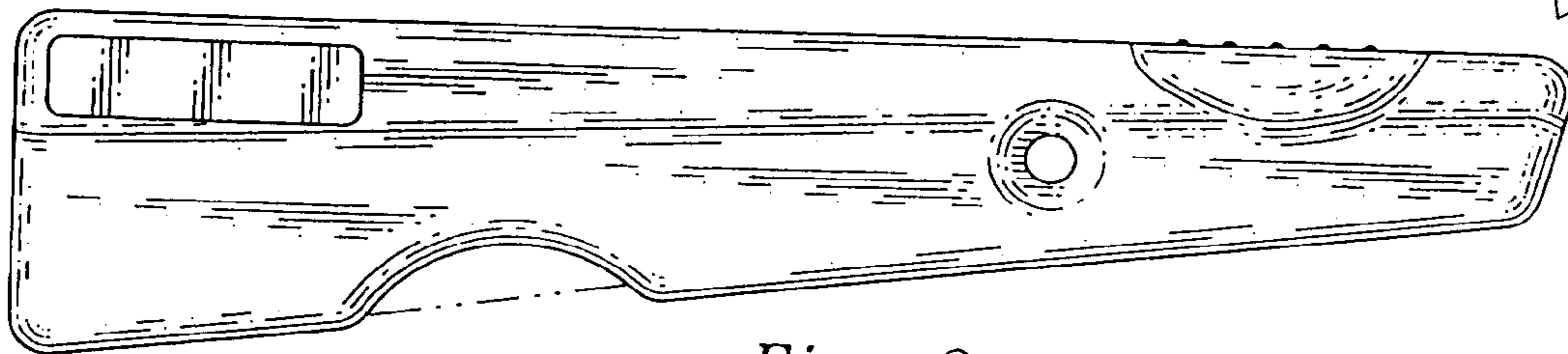


Fig. 2




Fig. 3

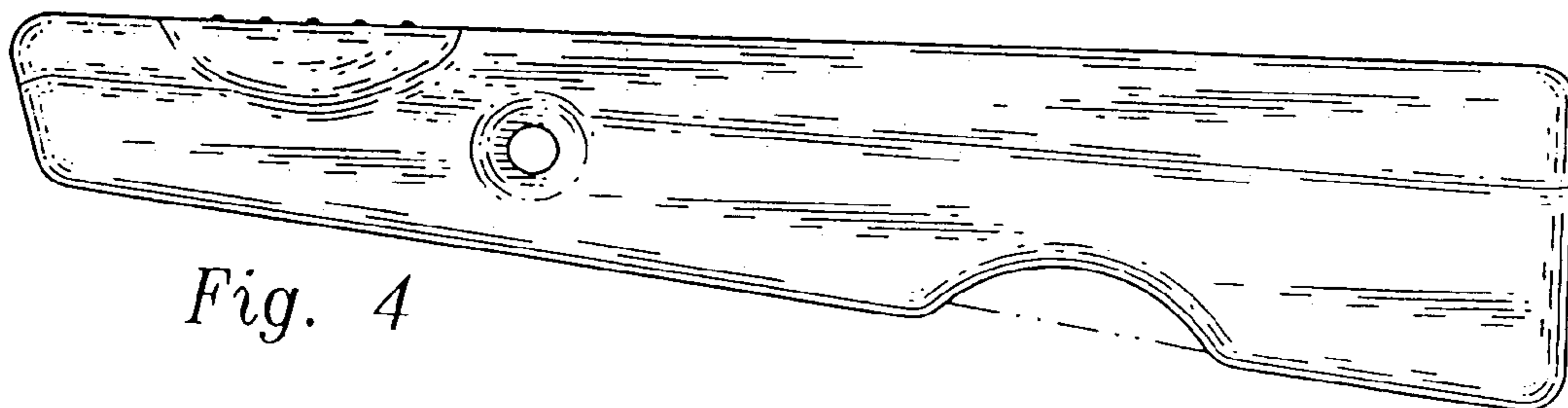


Fig. 4




Fig. 5