



US00D522335S

(12) **United States Design Patent**
Houghton

(10) **Patent No.:** **US D522,335 S**
(45) **Date of Patent:** **** Jun. 6, 2006**

- (54) **JIGSAW**
- (75) Inventor: **Stephen Houghton**, High West
Jesmond (GB)
- (73) Assignee: **Black & Decker Inc.**, Newark, DE
(US)
- (**) Term: **14 Years**
- (21) Appl. No.: **29/205,465**
- (22) Filed: **May 14, 2004**
- (30) **Foreign Application Priority Data**
Nov. 26, 2003 (EM) 107024
- (51) **LOC (8) Cl.** **08-03**
- (52) **U.S. Cl.** **D8/64**
- (58) **Field of Classification Search** D8/69,
D8/68, 67, 66, 64, 61; 83/747, 699.21; 310/50;
30/394, 393, 392, 391, 390, 377, 376; 173/217,
173/216
See application file for complete search history.

DE	M 91 07 234	4/1992
DE	M 94 03 565	9/1994
DE	96 00 476	7/1996
DE	M 96 01 603	10/1996
DE	M 96 04 464	10/1996
DE	M 96 05 181	2/1997
DE	M 96 05 582	3/1997
DE	M 98 00 647	7/1998
DE	M 98 02 692	11/1998
DE	498 10 724	6/1999
DE	499 01 078	10/1999
DE	499 09 945	3/2000
DE	401 05 840	11/2001
DE	401 06 684	4/2002
DE	401 09 686	7/2002
DE	402 01 231	8/2002
FR	830850	3/1983
FR	986437	11/1998
WO	DM 038497	12/1996
WO	DM 045376	7/1998
WO	DM 060565	2/2002

* cited by examiner

Primary Examiner—Cathron C. Brooks
Assistant Examiner—Austin Murphy
(74) *Attorney, Agent, or Firm*—Bruce S. Shapiro; John
Yun; Wesley W. Muller

(56) **References Cited**

U.S. PATENT DOCUMENTS

- 3,087,519 A * 4/1963 McCarty et al. 30/376
- 5,205,043 A * 4/1993 Batt et al. 30/393
- D404,274 S * 1/1999 Ogasawara et al. D8/64
- D414,094 S * 9/1999 Heun D8/64
- D440,474 S * 4/2001 Heun D8/64
- D451,356 S * 12/2001 Pretzell D8/64
- D463,963 S * 10/2002 Metaxatos et al. D8/64
- D476,871 S * 7/2003 Santarsiero et al. D8/64
- D484,381 S * 12/2003 Yamada et al. D8/64
- 2002/0124419 A1 * 9/2002 Hirabayashi 30/329
- 2003/0167641 A1 * 9/2003 Teng 30/337
- 2003/0196338 A1 * 10/2003 Eto et al. 30/392
- 2005/0229408 A1 * 10/2005 Ngan et al. 30/376

FOREIGN PATENT DOCUMENTS

DE M 91 04 889 4/1992

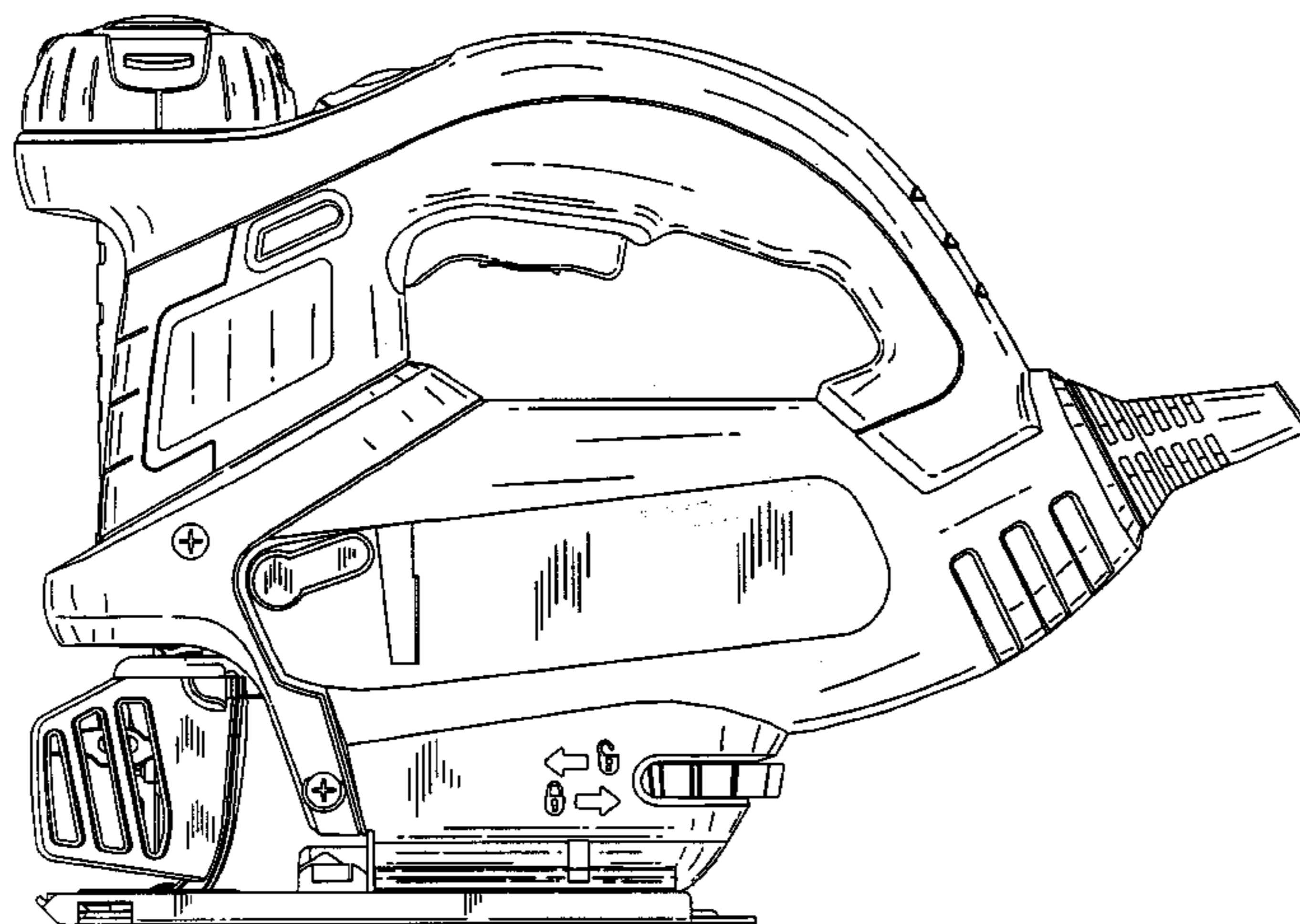
(57) **CLAIM**

The ornamental design for a jigsaw, as shown and described.

DESCRIPTION

FIG. 1 is a front perspective view of a jigsaw.
FIG. 2 is a left side elevational view thereof.
FIG. 3 is a right side elevational view thereof.
FIG. 4 is a top view thereof.
FIG. 5 is a bottom view thereof.
FIG. 6 is a front elevational view thereof; and,
FIG. 7 is a rear elevational view thereof.

1 Claim, 6 Drawing Sheets



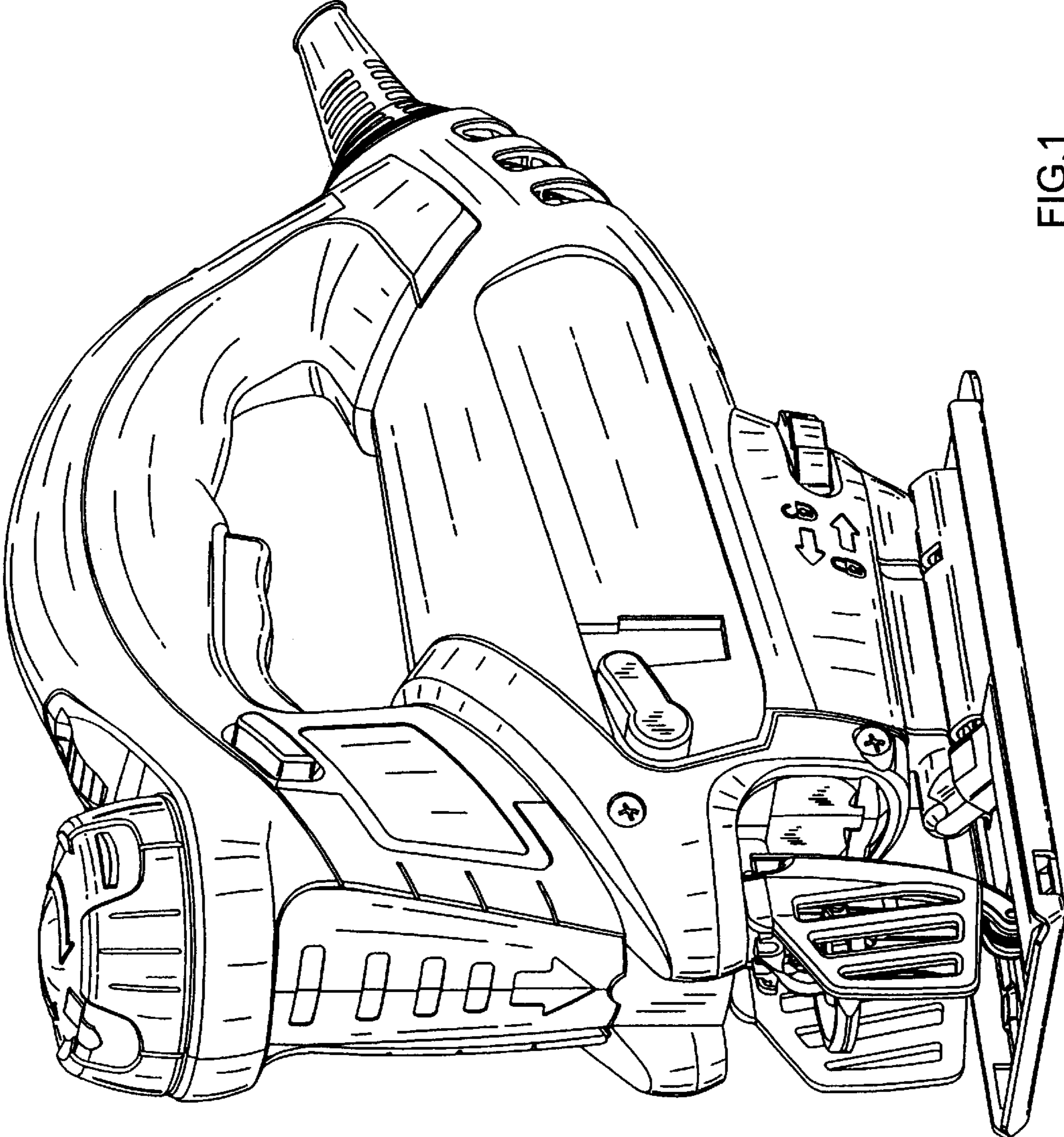


FIG.1

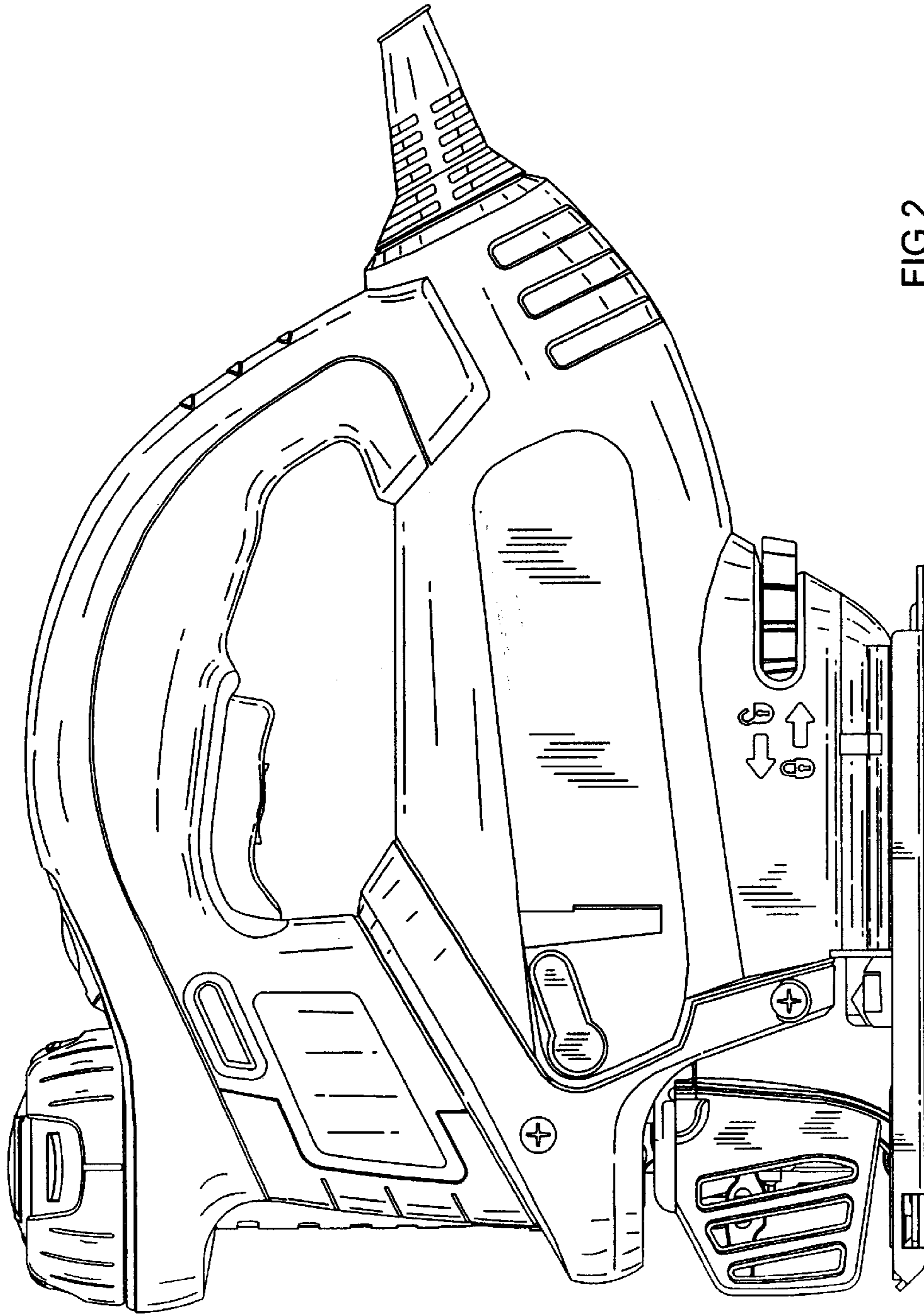


FIG.2

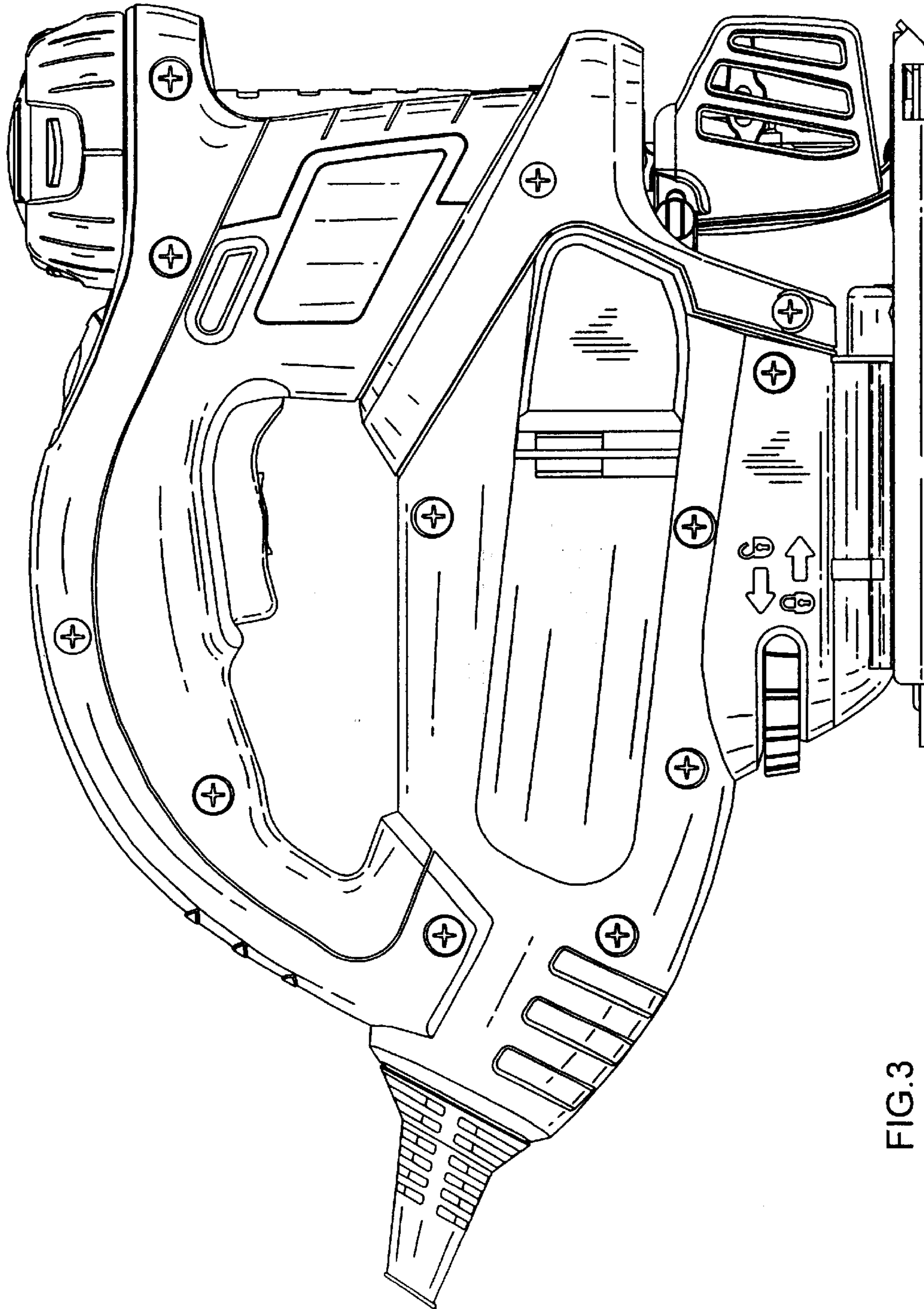


FIG.3

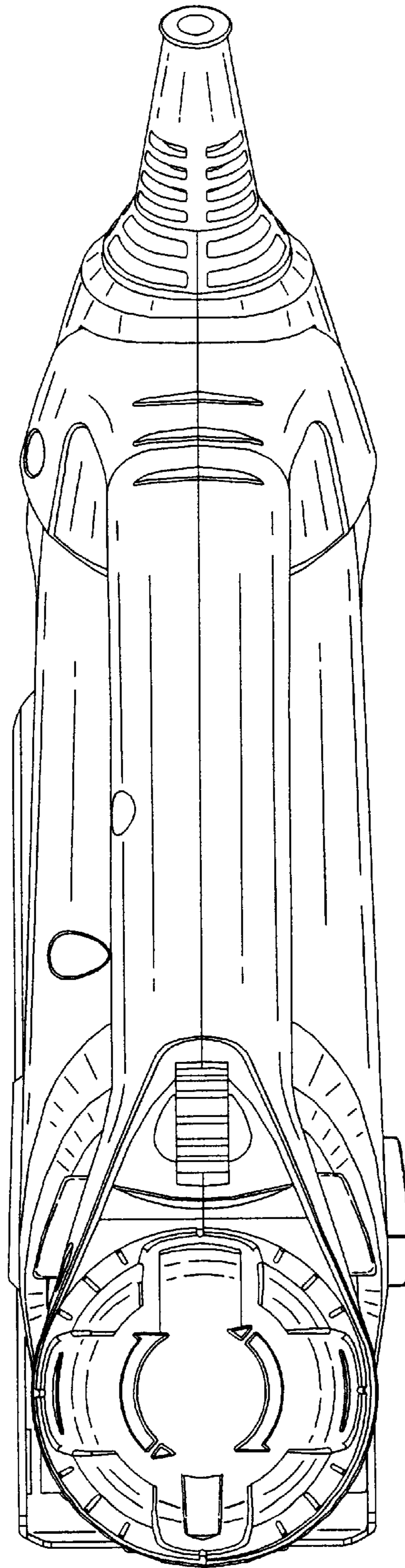


FIG.4

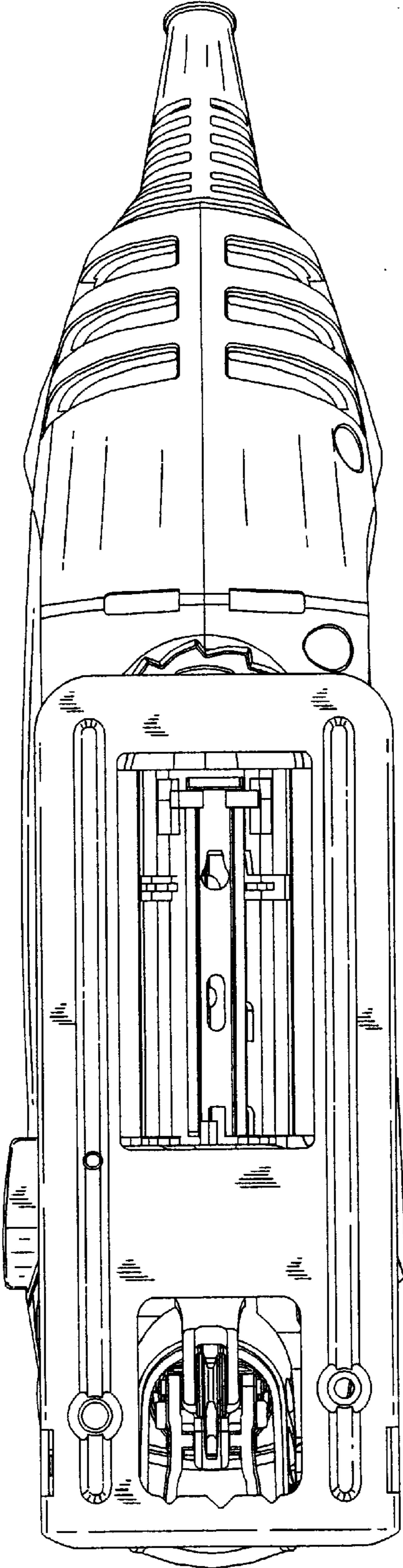


FIG.5

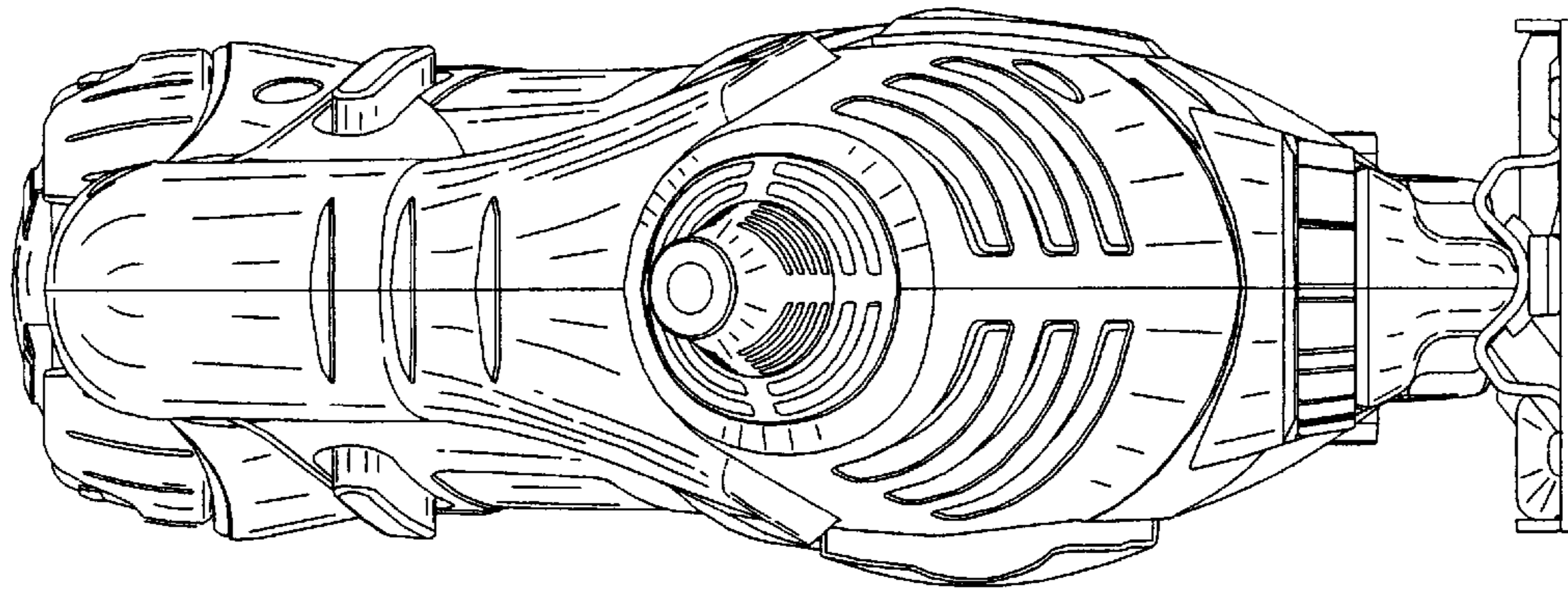


FIG.7

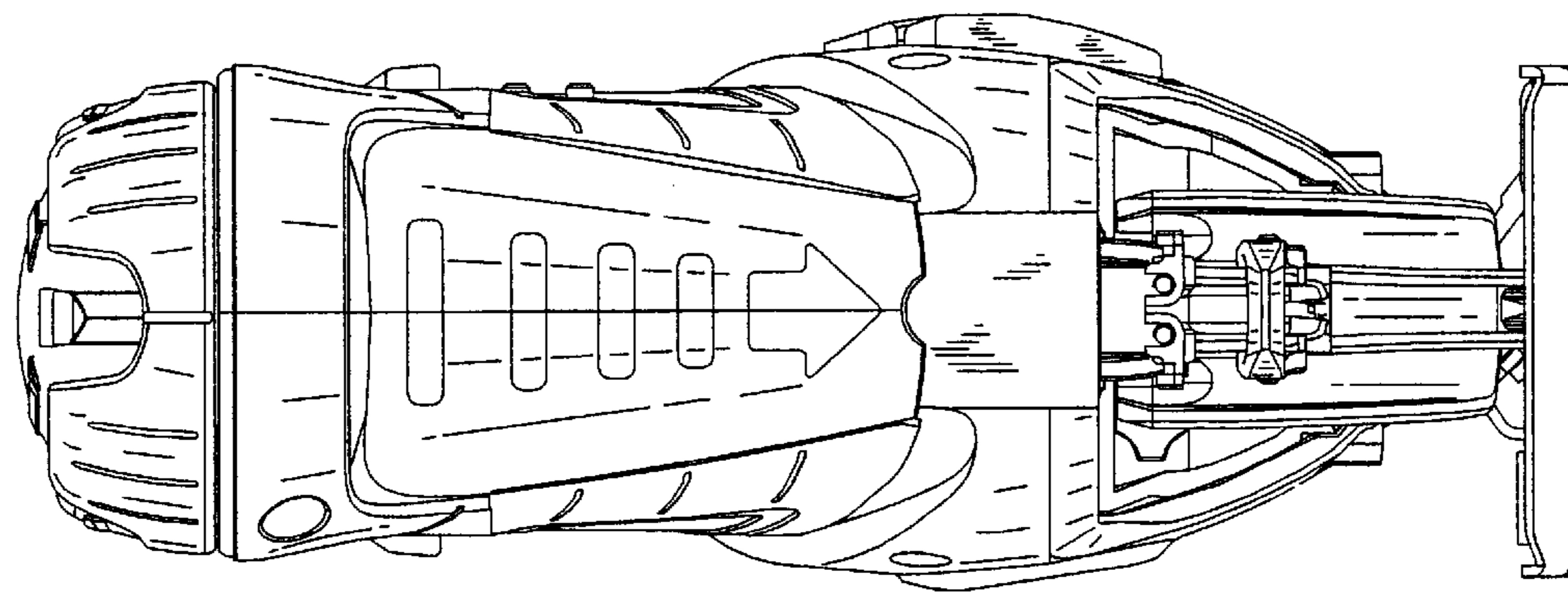


FIG.6