



US00D522327S

(12) **United States Design Patent**  
**Macor**

(10) **Patent No.:** **US D522,327 S**

(45) **Date of Patent:** **\*\* \*Jun. 6, 2006**

(54) **ERGONOMIC DRIVER WRENCH**  
(75) Inventor: **Richard J. Macor**, Hunterdon County,  
NJ (US)  
(73) Assignee: **Proprietary Technologies, Inc.**

2,886,998 A \* 5/1959 Scott ..... 81/177.9  
D192,653 S \* 4/1962 Madeira ..... D8/21  
3,215,009 A \* 11/1965 Peterson ..... 81/125  
D246,567 S \* 12/1977 Bricker ..... D8/26  
D431,165 S \* 9/2000 Goldsborough ..... D8/26  
6,523,440 B1 \* 2/2003 Friedman et al. .... 81/125.1  
D490,285 S \* 5/2004 Weber ..... D8/26

(\* ) Notice: This patent is subject to a terminal dis-  
claimer.

(\*\*) Term: **14 Years**

(21) Appl. No.: **29/203,320**

(22) Filed: **Apr. 12, 2004**

**Related U.S. Application Data**

(63) Continuation-in-part of application No. 29/196,022, filed on  
Dec. 19, 2003, now Pat. No. Des. 507,945.

(51) **LOC (8) Cl.** ..... **08-05**

(52) **U.S. Cl.** ..... **D8/28**

(58) **Field of Classification Search** ..... D8/21-29;  
81/176.1, 176.15, 176.2, 119, 120, 121.1,  
81/125, 125.1, 177.1, 177.8

See application file for complete search history.

(56) **References Cited**

**U.S. PATENT DOCUMENTS**

34,540 A \* 2/1862 Engstrom ..... 126/9 R

**OTHER PUBLICATIONS**

Supply depot catalog, 2002 p. 1712.\*

\* cited by examiner

*Primary Examiner*—Raphael Barkai

*Assistant Examiner*—Randall H. Gholson

(57) **CLAIM**


The ornamental design for an ergonomic driver wrench (the  
article which embodies the design or to which it is applied),  
as shown and described.

**DESCRIPTION**

FIG. 1 is front elevational view thereof;  
FIG. 2 is a rear elevational view thereof;  
FIG. 3 is a left side elevational view thereof;  
FIG. 4 is a top plan view thereof; and,  
FIG. 5 is a bottom plan view thereof.

The right side elevational view is a mirror image of the left  
side shown.

**1 Claim, 1 Drawing Sheet**



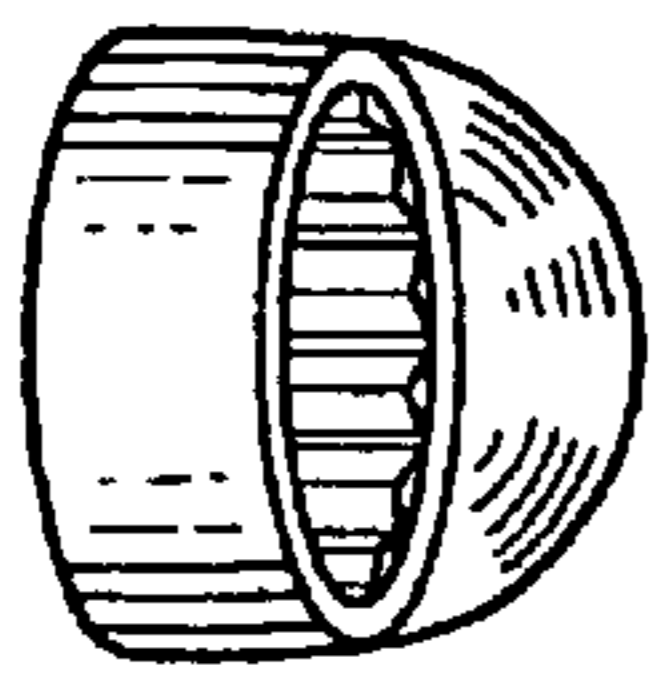


FIG. 1



FIG. 2

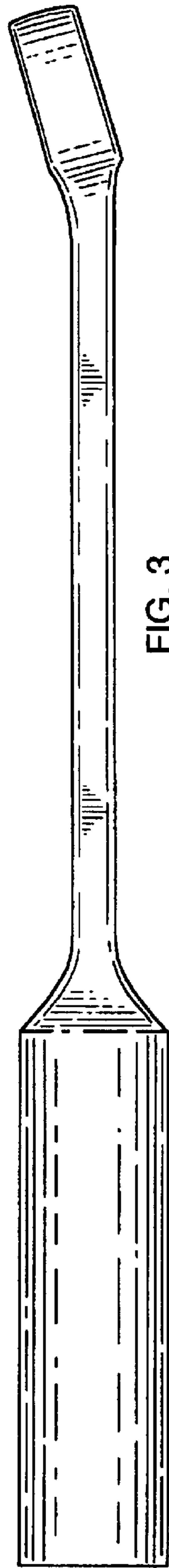


FIG. 3

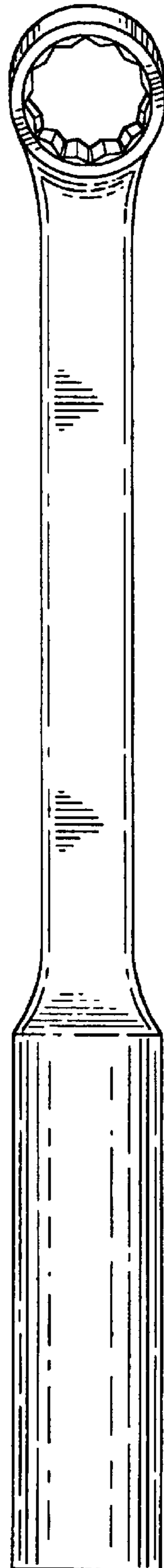


FIG. 4

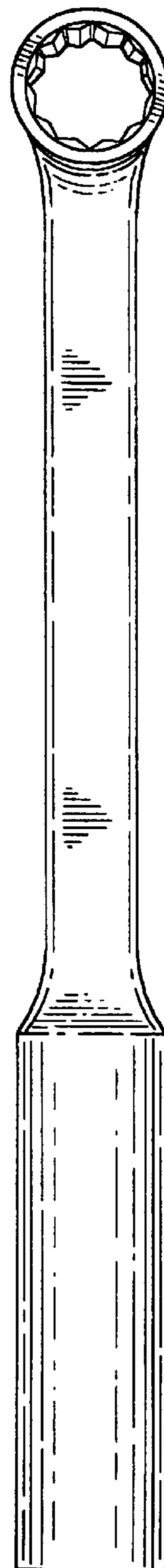


FIG. 5