

US00D522324S

(12) **United States Design Patent**
Demar et al.

(10) **Patent No.:** **US D522,324 S**
(45) **Date of Patent:** **** Jun. 6, 2006**

(54) **CULTIVATOR HEAD FOR HAND TOOL**
(75) Inventors: **David Demar**, Tenafly, NJ (US);
Thomas VanDyk, Ramsey, NJ (US);
Roland Charriez, Mohegan Lake, NY
(US); **Michael Ballone**, New
Providence, NJ (US); **John Kiely**,
Morris Plains, NJ (US); **Keith**
Kristiansen, Stratford, CT (US);
Melissa Fisher, Columbus, OH (US);
Brian J. Conaway, Columbus, OH
(US); **Mandi Reese**, Westerville, OH
(US); **Terry M. Birchler**, New Albany,
OH (US); **Mark C. Eyman**, Columbus,
OH (US)

(73) Assignee: **Uniontools, Inc.**, Columbus, OH (US)

(**) Term: **14 Years**

(21) Appl. No.: **29/226,739**

(22) Filed: **Mar. 30, 2005**

(51) **LOC (8) Cl.** **08-01**

(52) **U.S. Cl.** **D8/13**

(58) **Field of Classification Search** D8/13;
172/371-372, 375-376, 378; 7/144-116

See application file for complete search history.

(56) **References Cited**

U.S. PATENT DOCUMENTS

2,787,945 A * 4/1957 Greiner 172/378
D295,712 S * 5/1988 Scott D8/13

D375,236 S * 11/1996 Spear et al. D8/13
D388,670 S * 1/1998 Yeh D8/13
D422,464 S * 4/2000 Choi D8/13
D433,890 S * 11/2000 Scaringella D8/13
D476,537 S * 7/2003 Lin D8/13

* cited by examiner

Primary Examiner—Holly H. Baynham

(74) *Attorney, Agent, or Firm*—Porter, Wright, Morris &
Arthur, LLP

(57) **CLAIM**

The ornamental design for a cultivator head for hand tool, as
shown and described.

DESCRIPTION

FIG. 1 is a perspective view of a cultivator head for hand
tool showing our new design;

FIG. 2 is a top plan view of the cultivator head for hand tool
of FIG. 1;

FIG. 3 is a bottom plan view of the cultivator head for hand
tool of FIGS. 1 and 2;

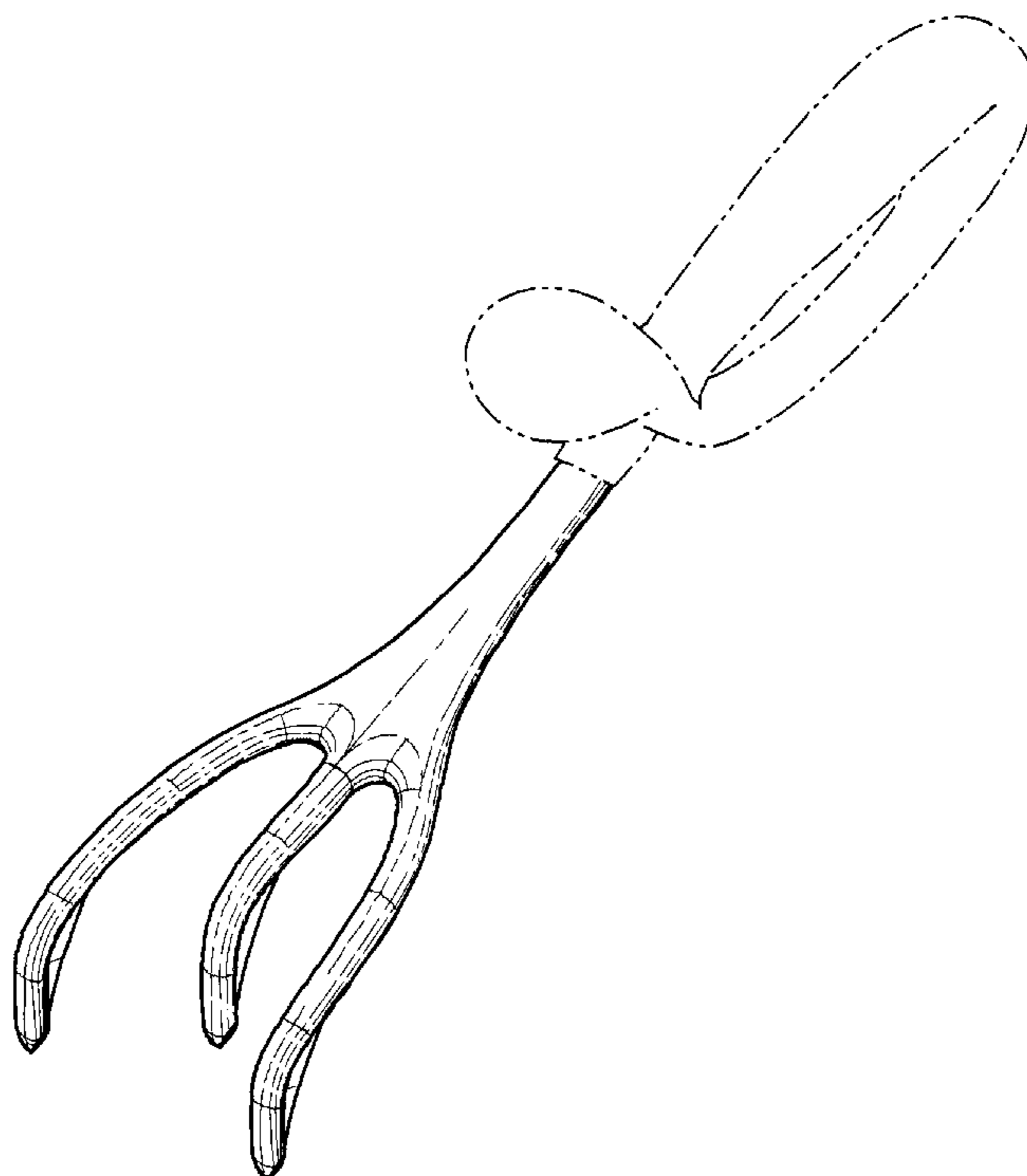
FIG. 4 is a right-side elevational view of the cultivator head
for hand tool of FIGS. 1 to 3, the left side elevational view
being a mirror image thereof;

FIG. 5 is a front elevational view of the cultivator head for
hand tool of FIGS. 1 to 4; and,

FIG. 6 is a rear elevational view of the cultivator head for
hand tool of FIGS. 1 to 5.

The broken lines in the figures are for illustrative purposes
only and form no part of the claimed design.

1 Claim, 3 Drawing Sheets



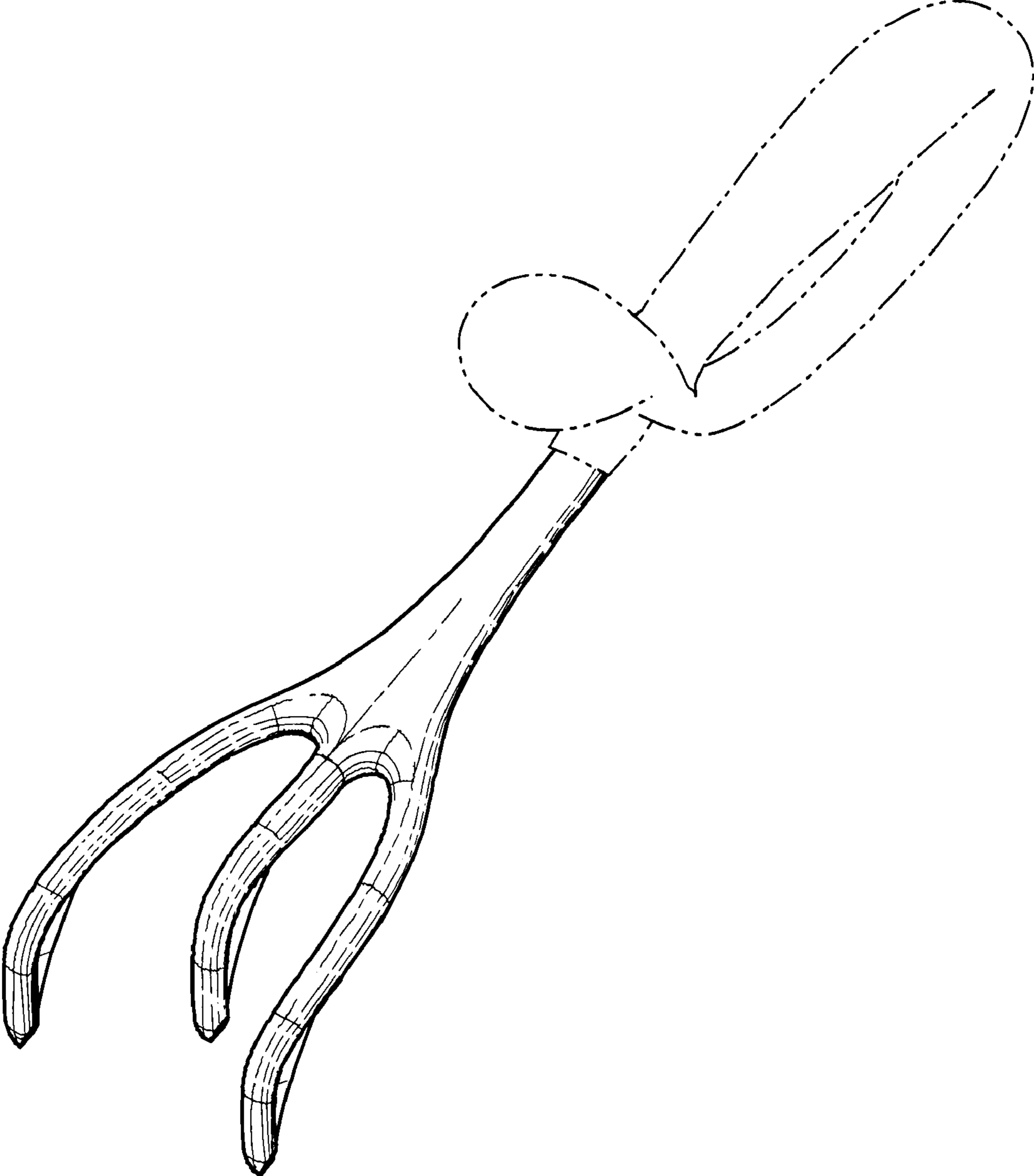


Fig. 1




Fig. 2

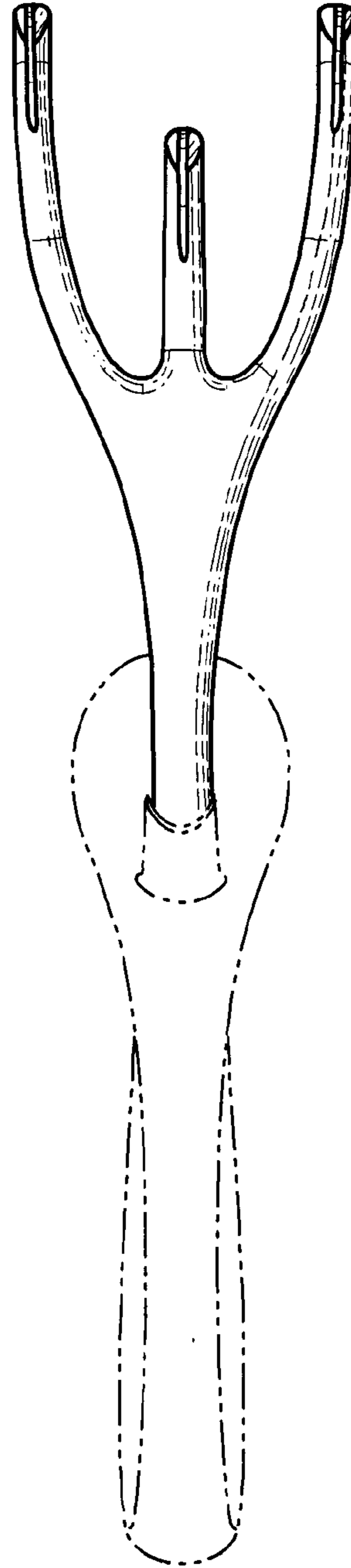


Fig. 3

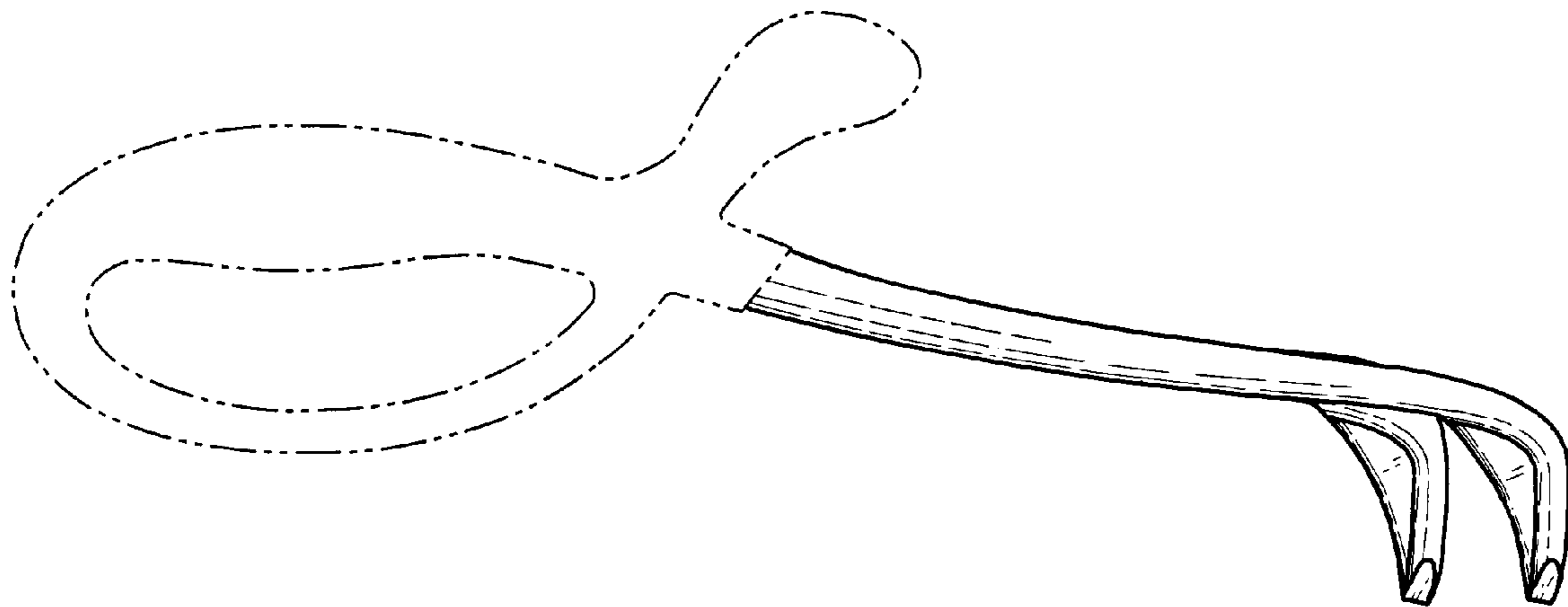


Fig. 4

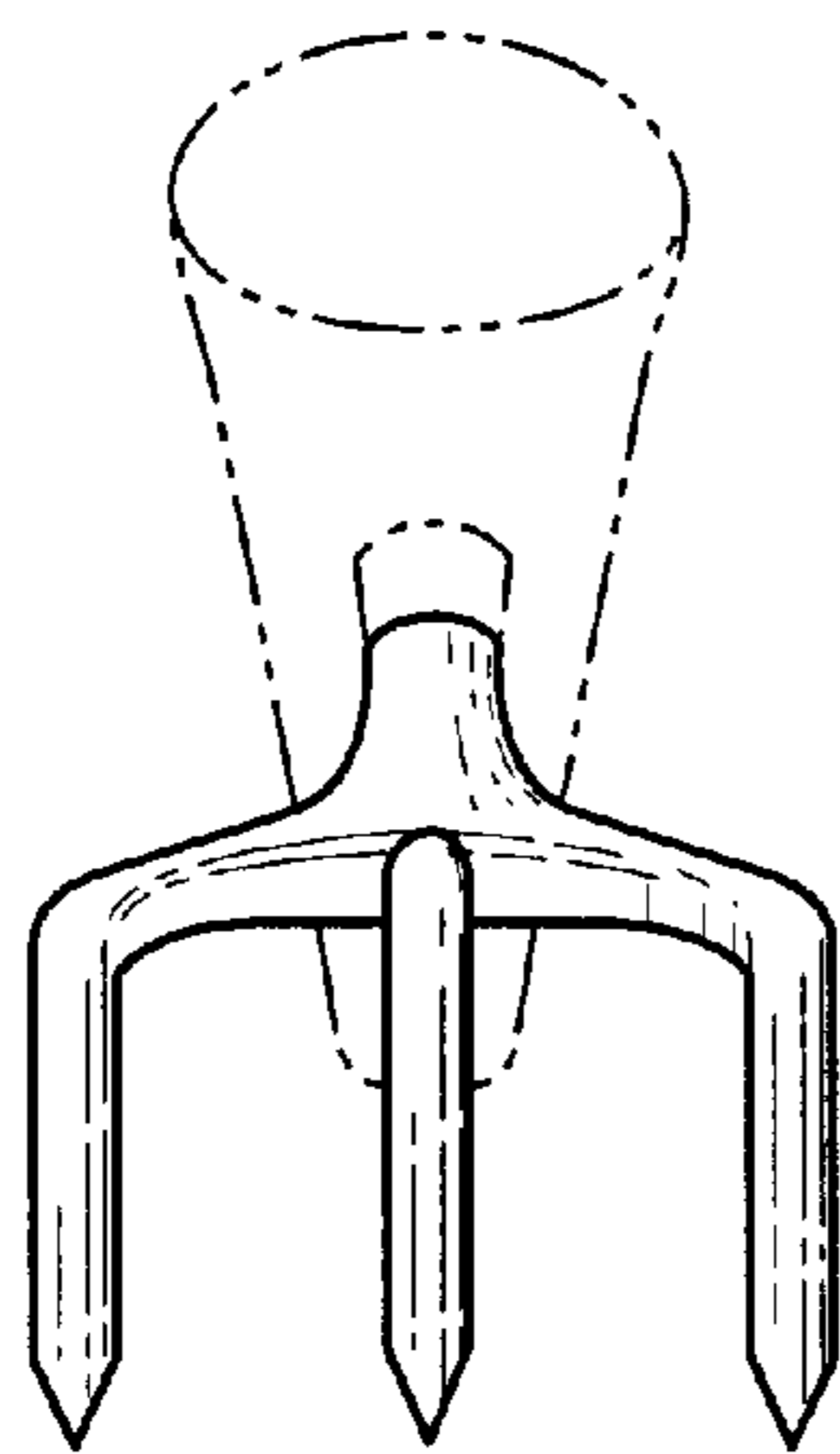


Fig. 5

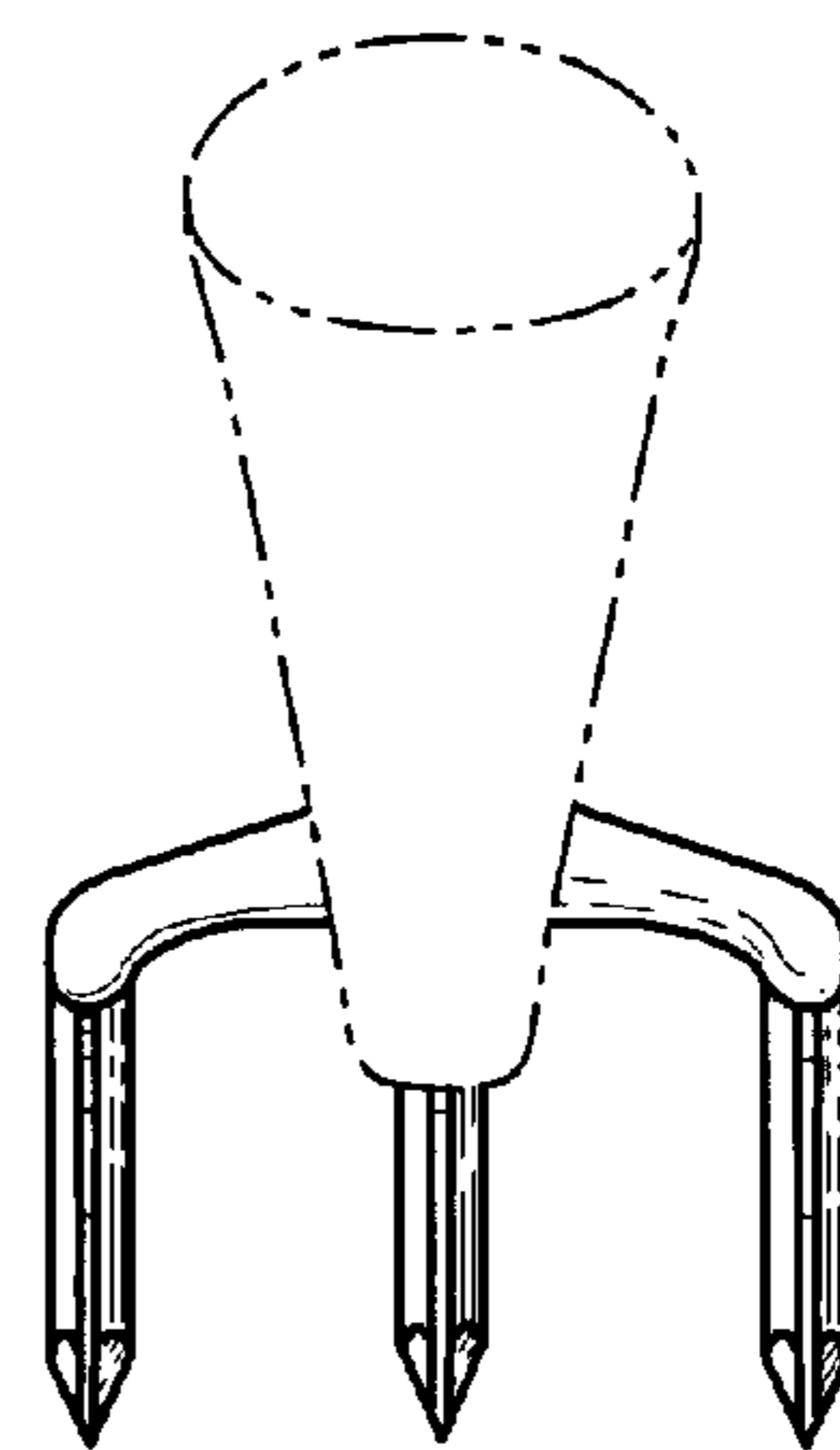


Fig. 6