



US00D522318S

(12) **United States Design Patent**  
**McGuyer**

(10) **Patent No.:** **US D522,318 S**

(45) **Date of Patent:** **\*\* Jun. 6, 2006**

(54) **CONDIMENT DISPENSING CONTAINER**

(75) Inventor: **Carter W. McGuyer**, Muscle Shoals,  
AL (US)

(73) Assignee: **Robbins Industries, Inc.**, Florence, AL  
(US)

(\*\*) Term: **14 Years**

(21) Appl. No.: **29/215,011**

(22) Filed: **Oct. 13, 2004**

**Related U.S. Application Data**

(63) Continuation of application No. 29/180,807, filed on Apr.  
30, 2003, now Pat. No. Des. 497,288.

(51) **LOC (8) Cl.** ..... **07-06**

(52) **U.S. Cl.** ..... **D7/590**

(58) **Field of Classification Search** ..... D7/590-600.4,  
D7/701, 707, 708; D9/515, 500-504, 549;  
222/142.1-142.9, 132, 144, 180, 181.1, 368  
See application file for complete search history.

(56) **References Cited**

**U.S. PATENT DOCUMENTS**

- |             |        |                   |
|-------------|--------|-------------------|
| 150,718 A   | 5/1874 | Seavey            |
| 3,088,714 A | 5/1963 | Israeli           |
| D290,573 S  | 6/1987 | Drummond et al.   |
| D392,852 S  | 3/1998 | Weterrings et al. |

- |              |         |                   |
|--------------|---------|-------------------|
| D398,482 S   | 9/1998  | Wang              |
| D402,849 S   | 12/1998 | Weterrings et al. |
| D403,923 S   | 1/1999  | Weterrings et al. |
| D407,610 S   | 4/1999  | Weterrings et al. |
| 5,894,944 A  | 4/1999  | Swift             |
| 6,182,839 B1 | 2/2001  | Robbins et al.    |
| D464,533 S   | 10/2002 | McGuyer           |

**FOREIGN PATENT DOCUMENTS**

GB 3002855 4/2002

**OTHER PUBLICATIONS**

Handy Spice Instructions Brochure.

*Primary Examiner*—Terry A. Wallace

(74) *Attorney, Agent, or Firm*—Kramer Levin Naftalis &  
Frankel LLP; Gregor N. Neff

(57) **CLAIM**

The ornamental design for a condiment dispensing con-  
tainer, as shown and described.

**DESCRIPTION**

FIG. 1 is a perspective view of the condiment dispensing  
container showing my new design;  
FIG. 2 is a top plan view of FIG. 1;  
FIG. 3 is a front elevation view of FIG. 1; and,  
FIG. 4 is a perspective view of FIG. 1 with the container  
shown in open position.  
The bottom of the container is unadorned and is not shown.

**1 Claim, 2 Drawing Sheets**

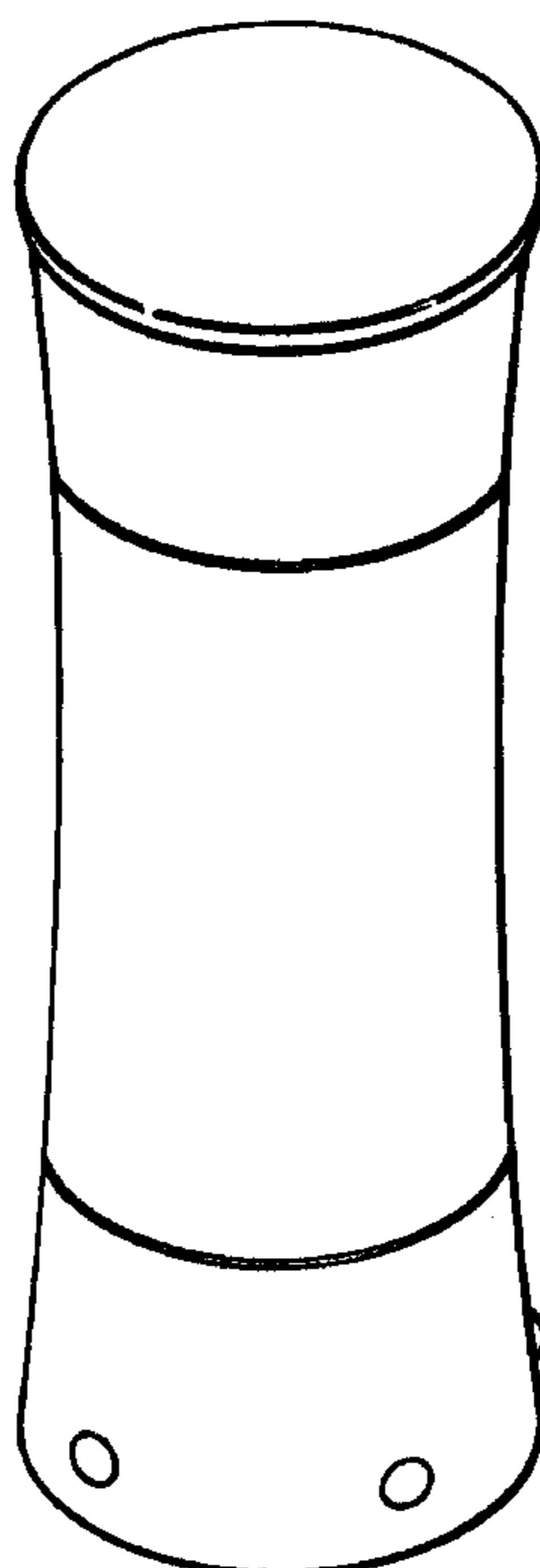


FIG.1

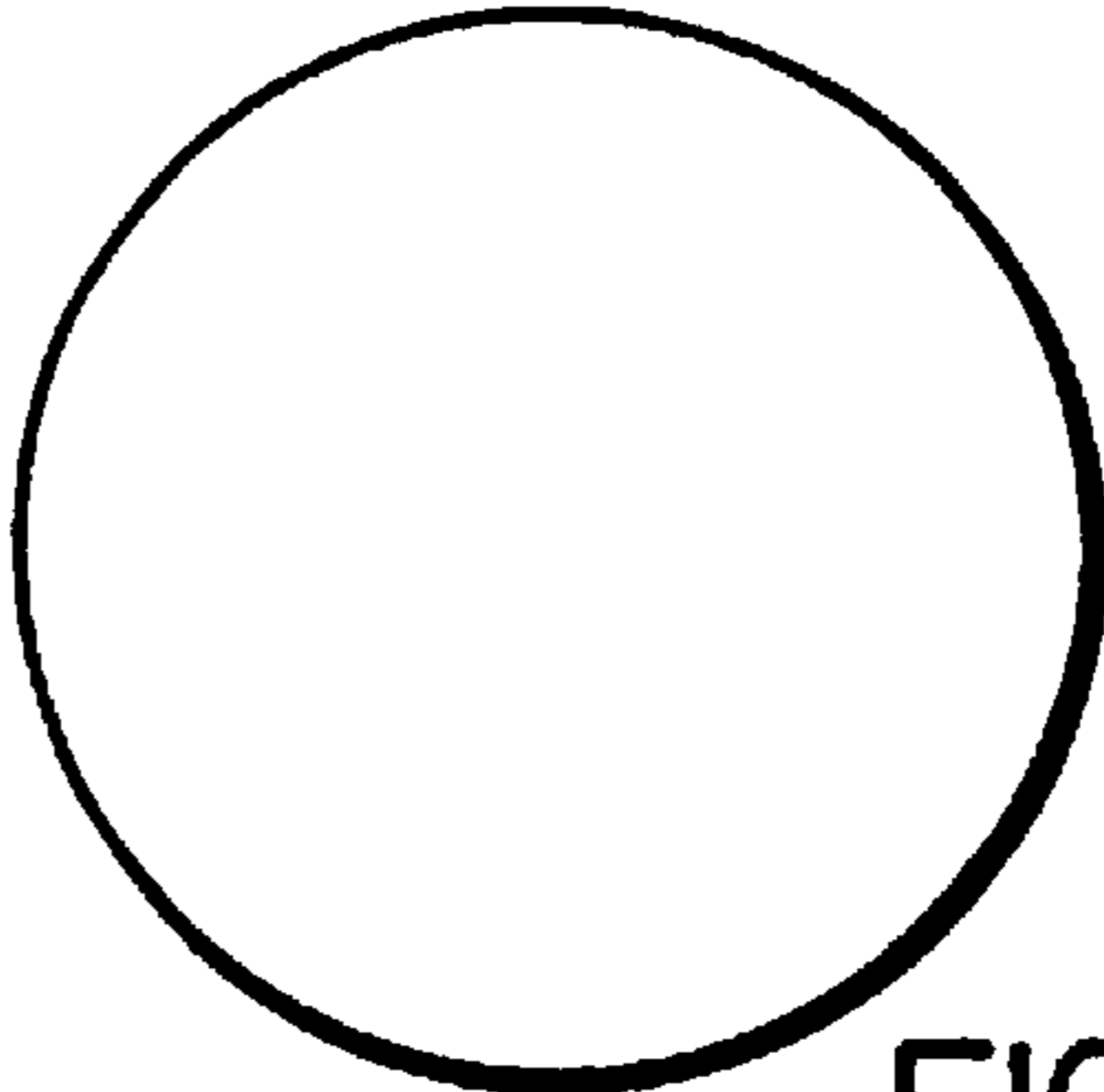




FIG.2

FIG.3



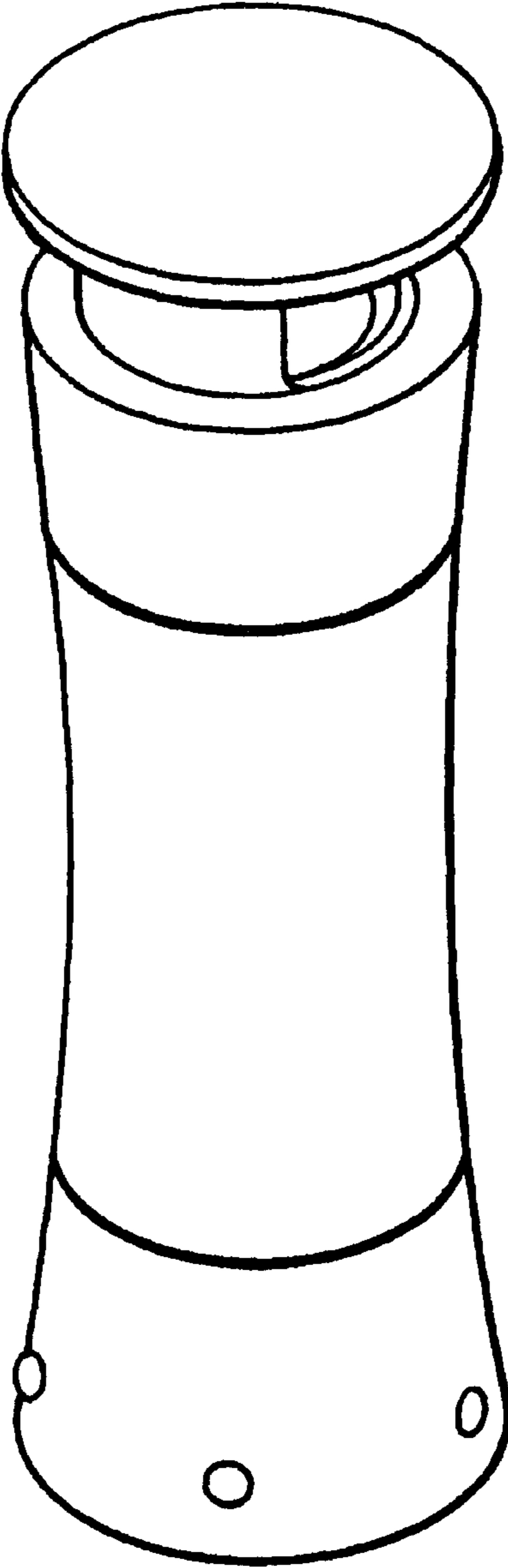


FIG. 4