

US00D522303S

(12) **United States Design Patent**
Estes

(10) **Patent No.:** **US D522,303 S**
(45) **Date of Patent:** **** Jun. 6, 2006**

(54) **SPORTS COOLER**

(76) Inventor: **Larry R. Estes**, 3559 Lorna Rd., Apt.
D, Birmingham, AL (US) 35216

(**) Term: **14 Years**

(21) Appl. No.: **29/237,259**

(22) Filed: **Aug. 30, 2005**

Related U.S. Application Data

(62) Division of application No. 29/214,482, filed on Oct. 5,
2004.

(51) **LOC (8) Cl.** **07-01**

(52) **U.S. Cl.** **D7/301; D7/306; D7/313;**
D7/901

(58) **Field of Classification Search** D7/301,
D7/300, 306, 312, 313, 603, 605, 628, 604,
D7/625, 606, 613, 505, 302, 355, 450, 710,
D7/356, 361, 901; 280/606, 655; 222/183,
222/185, 129.1, 131, 146.6; 137/212, 322;
220/522, 254.3, 23.83; 215/385; 62/457.2,
62/371, 457.7; D3/273, 294; 206/542, 541,
206/5; D9/307; D6/450; D34/39

See application file for complete search history.

(56) **References Cited**

U.S. PATENT DOCUMENTS

- D135,747 S * 6/1943 Austin D7/639
- 3,065,885 A * 11/1962 Chatten 222/400.7
- 3,910,461 A * 10/1975 Eager 222/131
- D242,971 S * 1/1977 Schlichter D7/515
- D244,402 S * 5/1977 Less et al. D7/301
- 4,164,284 A * 8/1979 Witt et al. 206/217
- D271,663 S * 12/1983 Stark et al. D9/668
- D276,499 S * 11/1984 Kamada et al. D9/633
- D292,463 S * 10/1987 Petrasek D7/515

- D349,009 S * 7/1994 Minor D7/606
- D351,971 S * 11/1994 Cappola D7/625
- D354,642 S * 1/1995 Stoddard et al. D6/450
- D370,391 S * 6/1996 Bauer et al. D7/606
- D374,959 S * 10/1996 Mull D34/39
- D401,117 S * 11/1998 Anderson et al. D7/606
- D402,198 S * 12/1998 Schultz et al. D9/668
- D411,715 S * 6/1999 Hansen D7/606
- D424,375 S * 5/2000 D'Arrigo D7/510
- D424,876 S * 5/2000 McPartland D7/510
- D425,757 S * 5/2000 Printz et al. D7/510
- D452,120 S * 12/2001 Brangle et al. D7/606
- D491,408 S * 6/2004 Clark et al. D7/306
- D511,212 S * 11/2005 Whalen D24/197

* cited by examiner

Primary Examiner—M. N. Pandozzi

(74) *Attorney, Agent, or Firm*—Wm. Randell May

(57) **CLAIM**

The ornamental design for a sports cooler, as shown and described.

DESCRIPTION

FIG. 1 is a perspective frontal view of an embodiment of the invention.

FIG. 2 is a right side elevational view of the embodiment of FIG. 1.

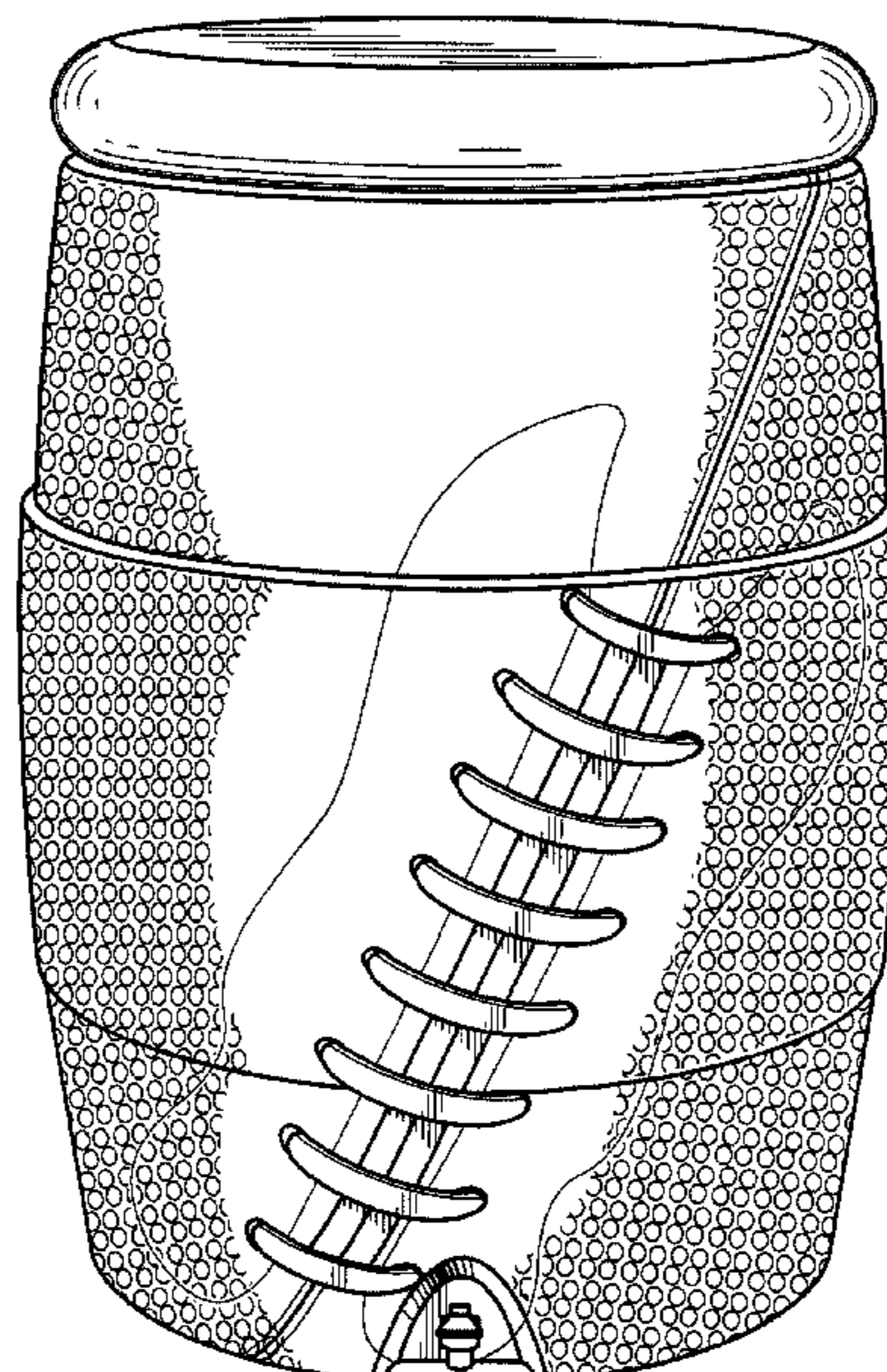
FIG. 3 is a left side elevational view of the embodiment of FIG. 1.

FIG. 4 is a front elevational view of the embodiment of FIG. 1.

FIG. 5 is a rear elevational view of the embodiment of FIG. 1.

FIG. 6 is a plan view of the embodiment of FIG. 1; and, FIG. 7 is an inverted plan view of the embodiment of FIG. 1.

1 Claim, 4 Drawing Sheets



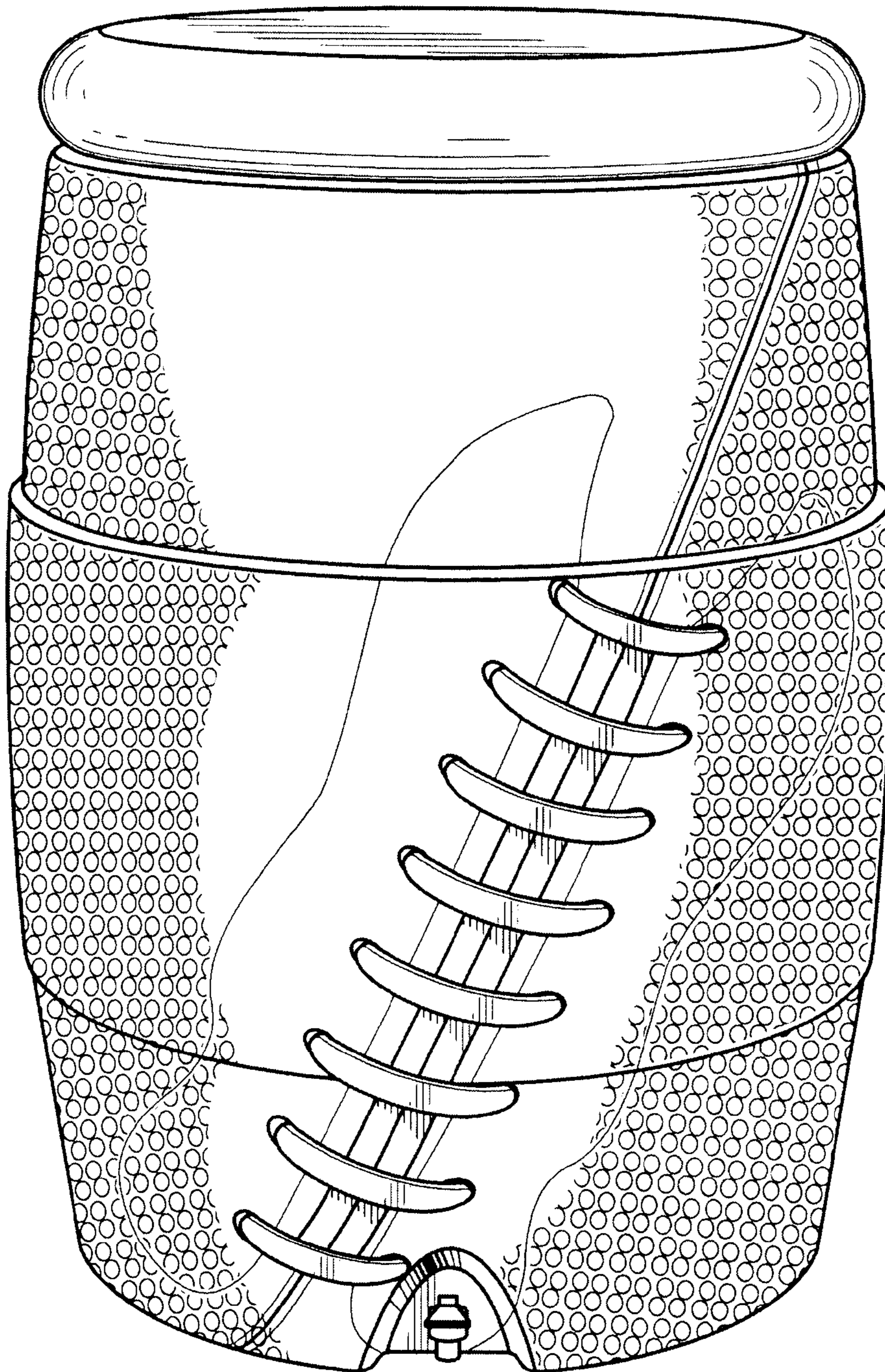


Fig. 1

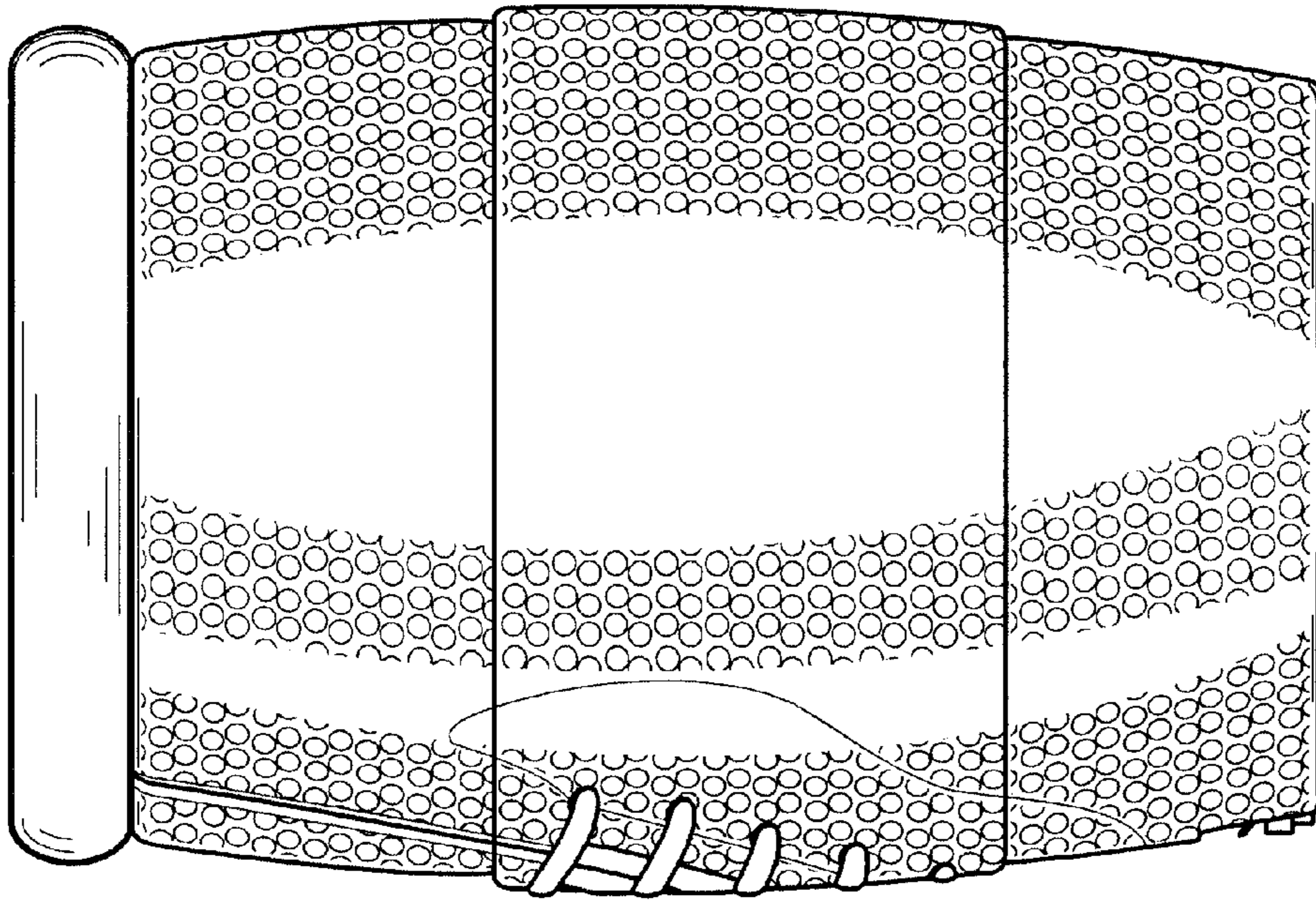


Fig. 2

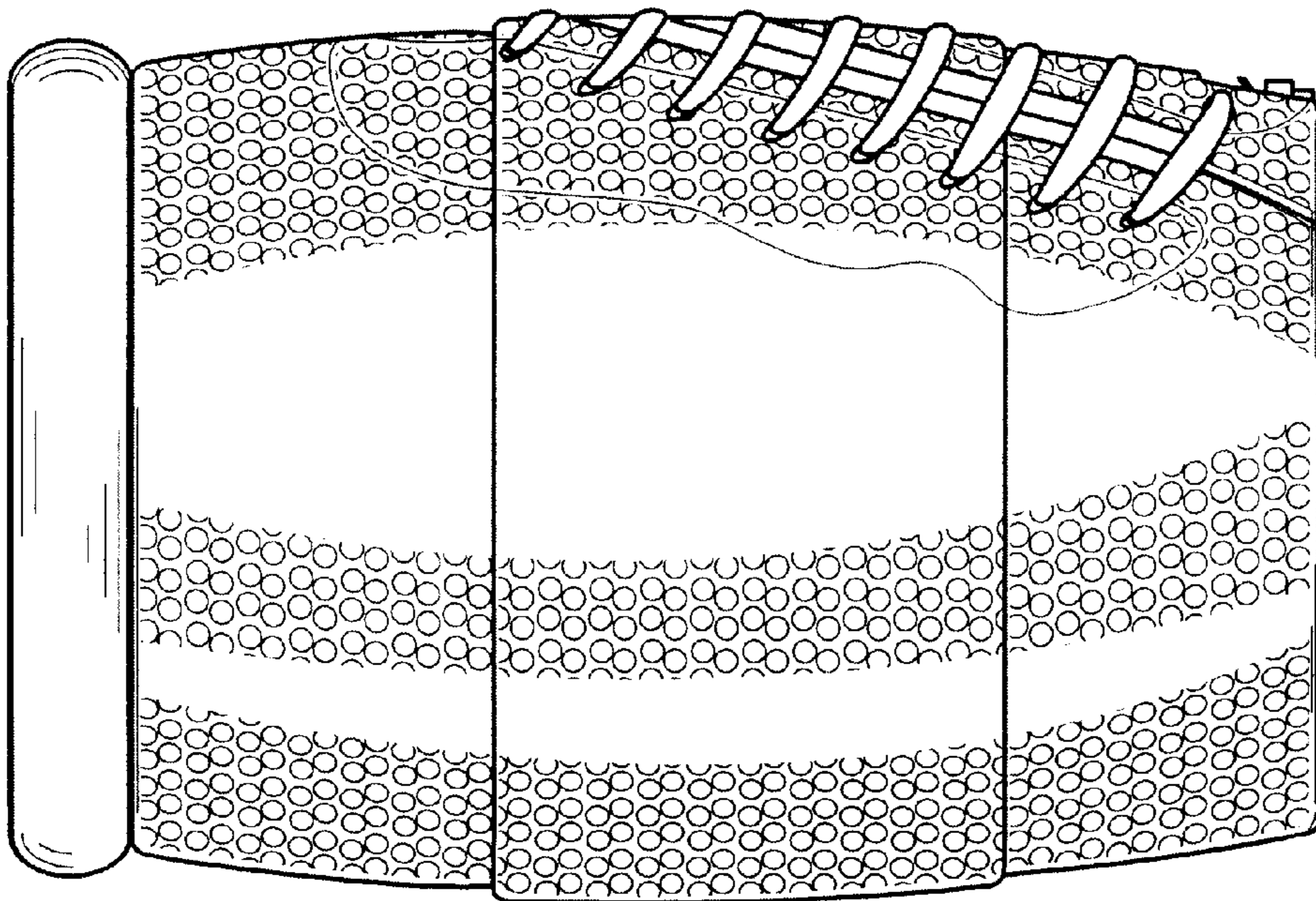


Fig. 3

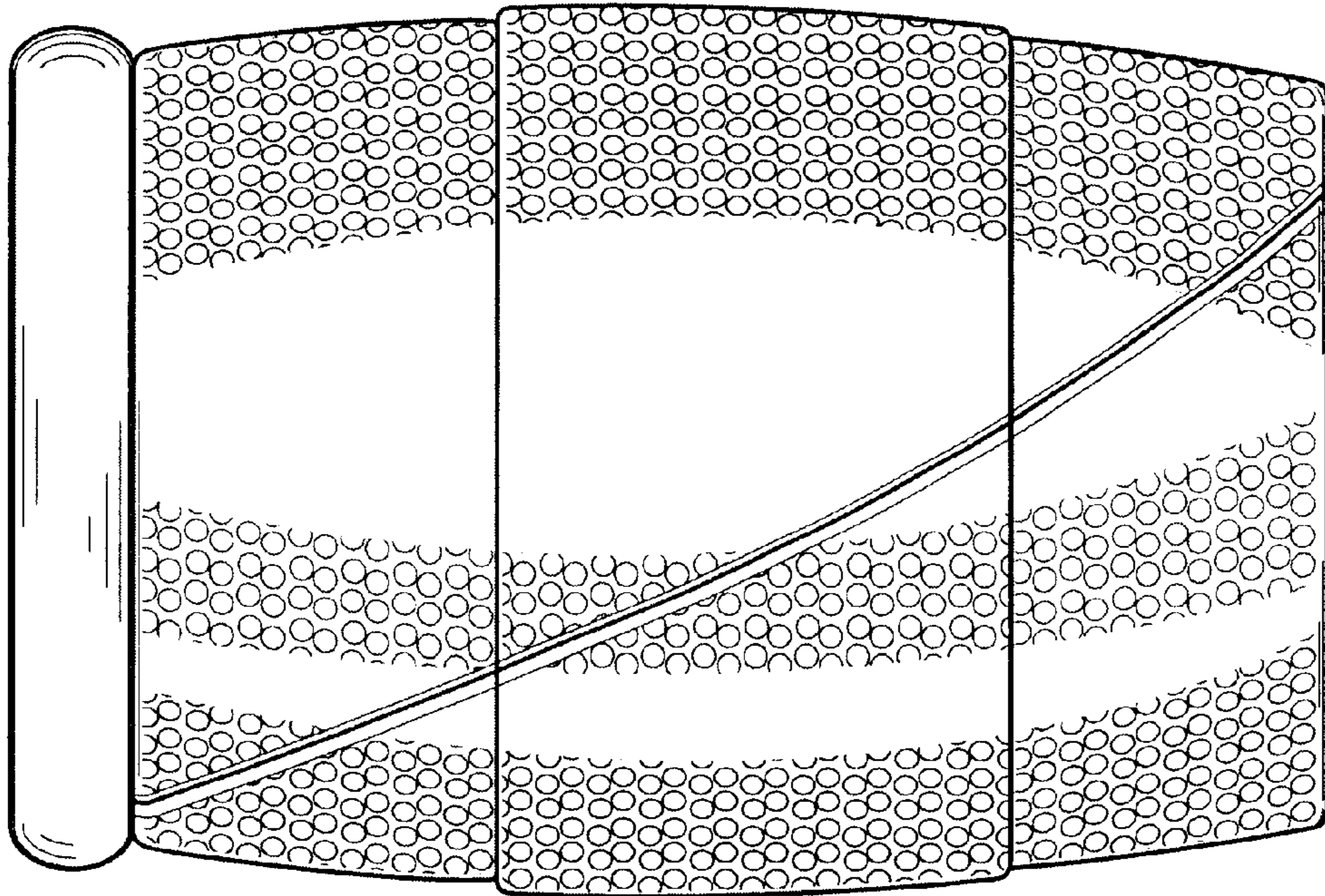


Fig. 5

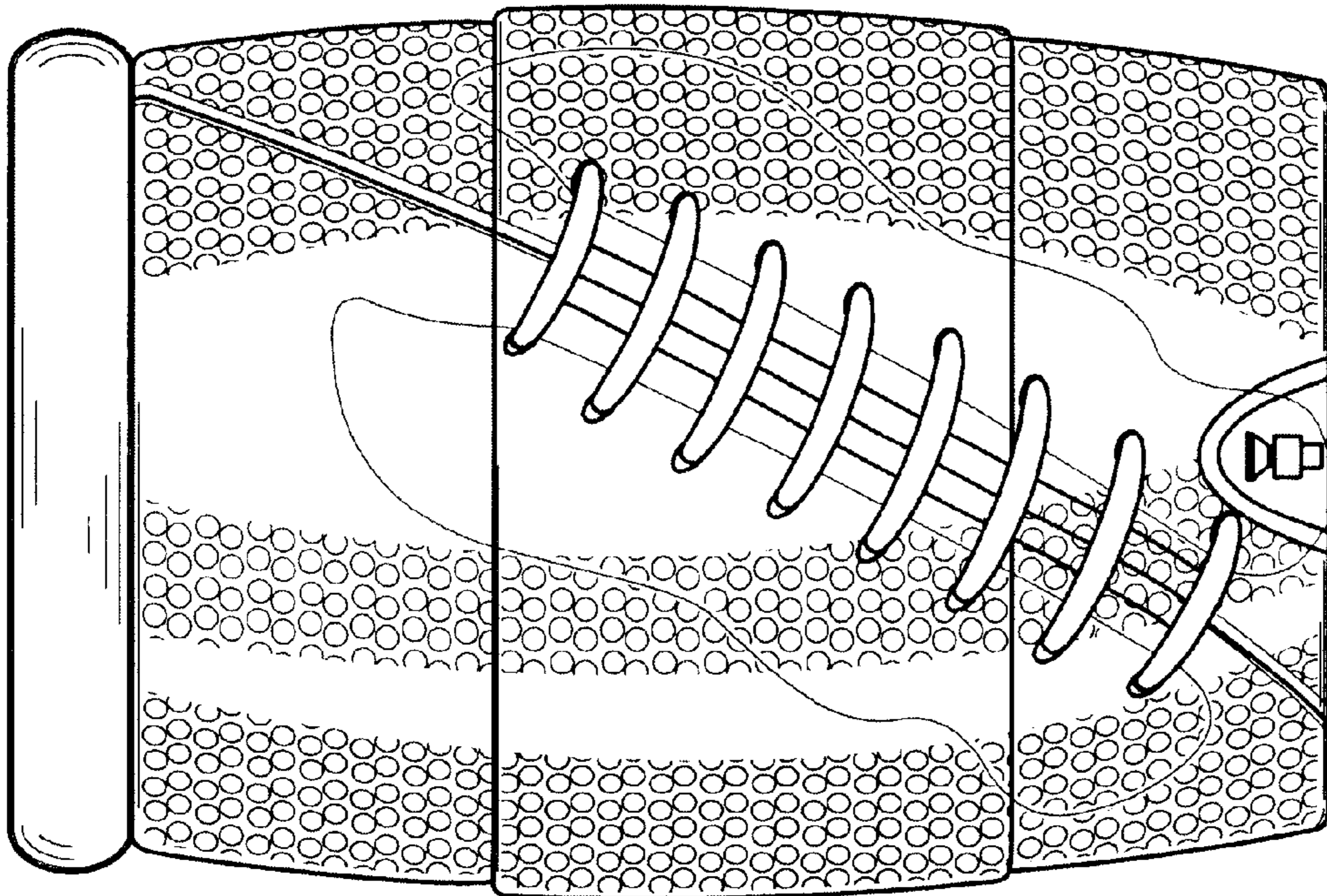


Fig. 4

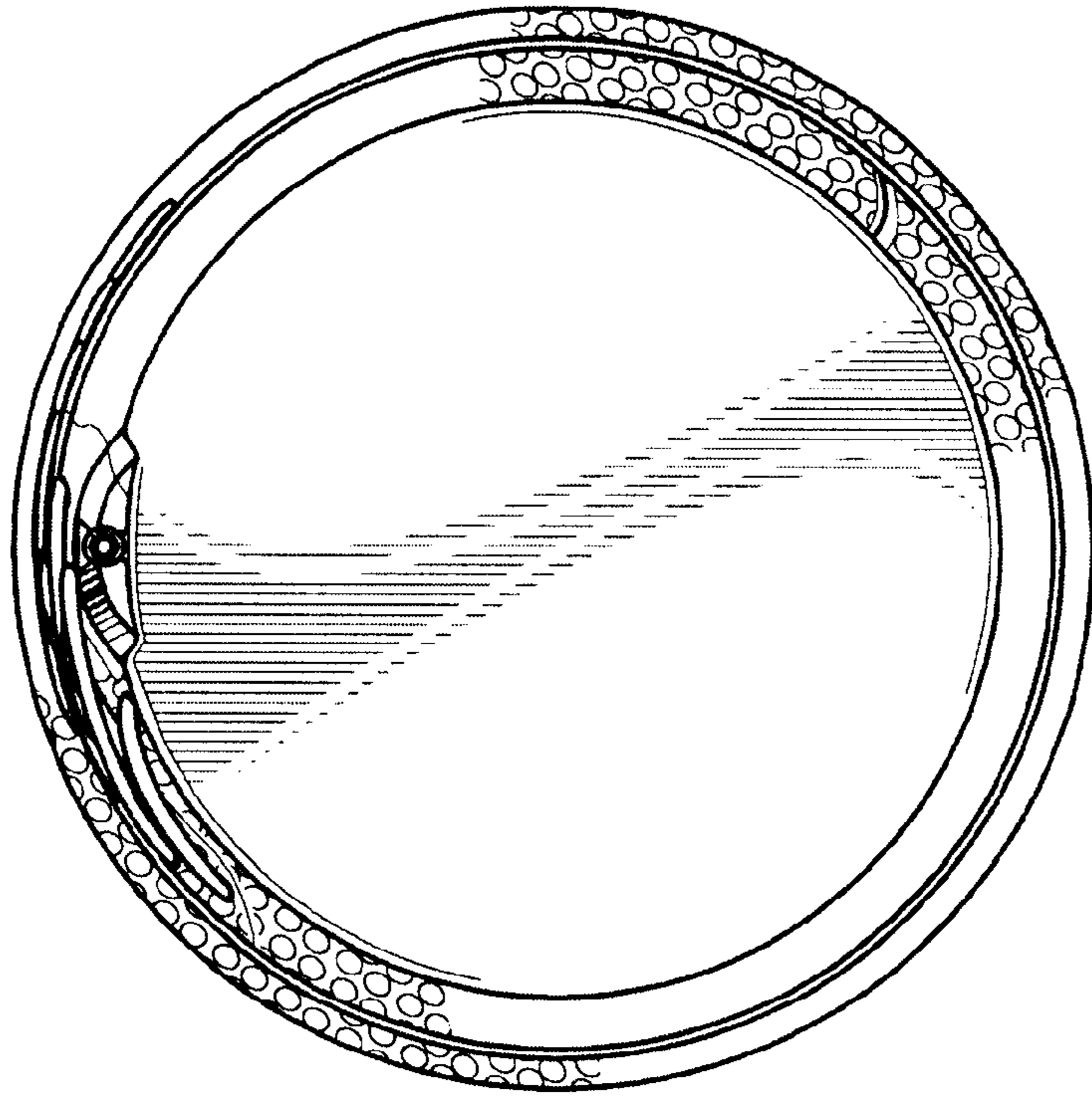


Fig. 1

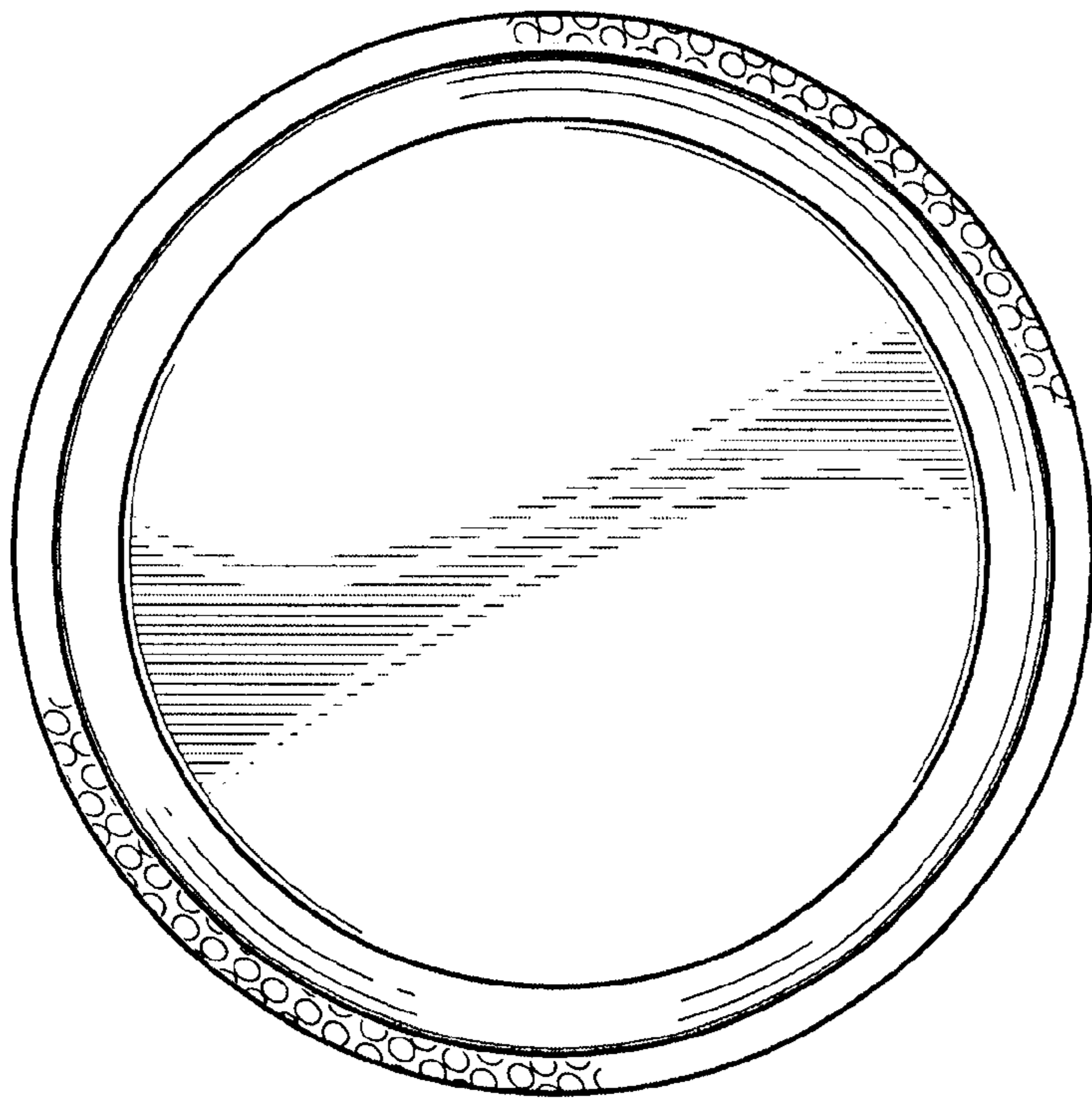


Fig. 6