

US00D522301S

(12) **United States Design Patent**
Abu-Ali

(10) **Patent No.:** **US D522,301 S**
(45) **Date of Patent:** **** Jun. 6, 2006**

(54) **SEAT CUSHION SECURING STRAP**

(76) Inventor: **Marcia Abu-Ali**, 1544 Wyandotte Ave.,
Lakewood, OH (US) 44107

(**) Term: **14 Years**

(21) Appl. No.: **29/199,602**

(22) Filed: **Feb. 19, 2004**

(51) **LOC (8) Cl.** **06-06**

(52) **U.S. Cl.** **D6/606**

(58) **Field of Classification Search** D6/595,
D6/606, 607; 5/504.1, 640, 658; D8/395,
D8/396; D11/200-202; D9/434, 626; D2/624;
248/214; 2/125, 175; 132/275; 292/288; 24/2.5,
24/3.4, 15, 72, 72.1, 72.5, 301, 306; 224/160
See application file for complete search history.

(56) **References Cited**

U.S. PATENT DOCUMENTS

1,782,057	A	*	11/1930	Bollinger	24/301
2,857,643	A	*	10/1958	Guy	24/72.5
D187,527	S	*	3/1960	Green	D2/624
4,115,906	A	*	9/1978	Lavine et al.	27/72.1
4,158,906	A	*	6/1979	Watson	24/306
4,345,345	A	*	8/1982	Holtz	5/640
5,377,391	A	*	1/1995	Foster	24/72.5
D357,382	S	*	4/1995	Stoeltzing	D6/607

5,456,274	A	*	10/1995	Selbee et al.	132/275
5,584,456	A	*	12/1996	Stephens	248/214
5,758,914	A	*	6/1998	Ioveno	292/288
D399,986	S	*	10/1998	Schultheis	D2/624
D400,100	S	*	10/1998	Minard	D9/434
5,815,861	A	*	10/1998	LaGrange et al.	5/504.1
5,852,849	A	*	12/1998	Lansing et al.	24/3.4
6,415,969	B1	*	7/2002	Higuchi	224/160
D463,325	S	*	9/2002	Savoia	D11/200
D488,288	S	*	4/2004	Eggers	D9/626
6,775,846	B1	*	8/2004	LaFauci et al.	2/125

* cited by examiner

Primary Examiner—Robert M. Spear
Assistant Examiner—Mary Ann Calabrese

(57) **CLAIM**

The ornamental design for a seat cushion securing strap, as shown and described.

DESCRIPTION

FIG. 1 is a front elevational view of a seat cushion securing strap showing my new design;
FIG. 2 is a rear elevational view thereof;
FIG. 3 is a left side elevational view thereof;
FIG. 4 is a right side elevational view thereof;
FIG. 5 is a top plan view; and,
FIG. 6 is bottom plan view thereof.

1 Claim, 2 Drawing Sheets



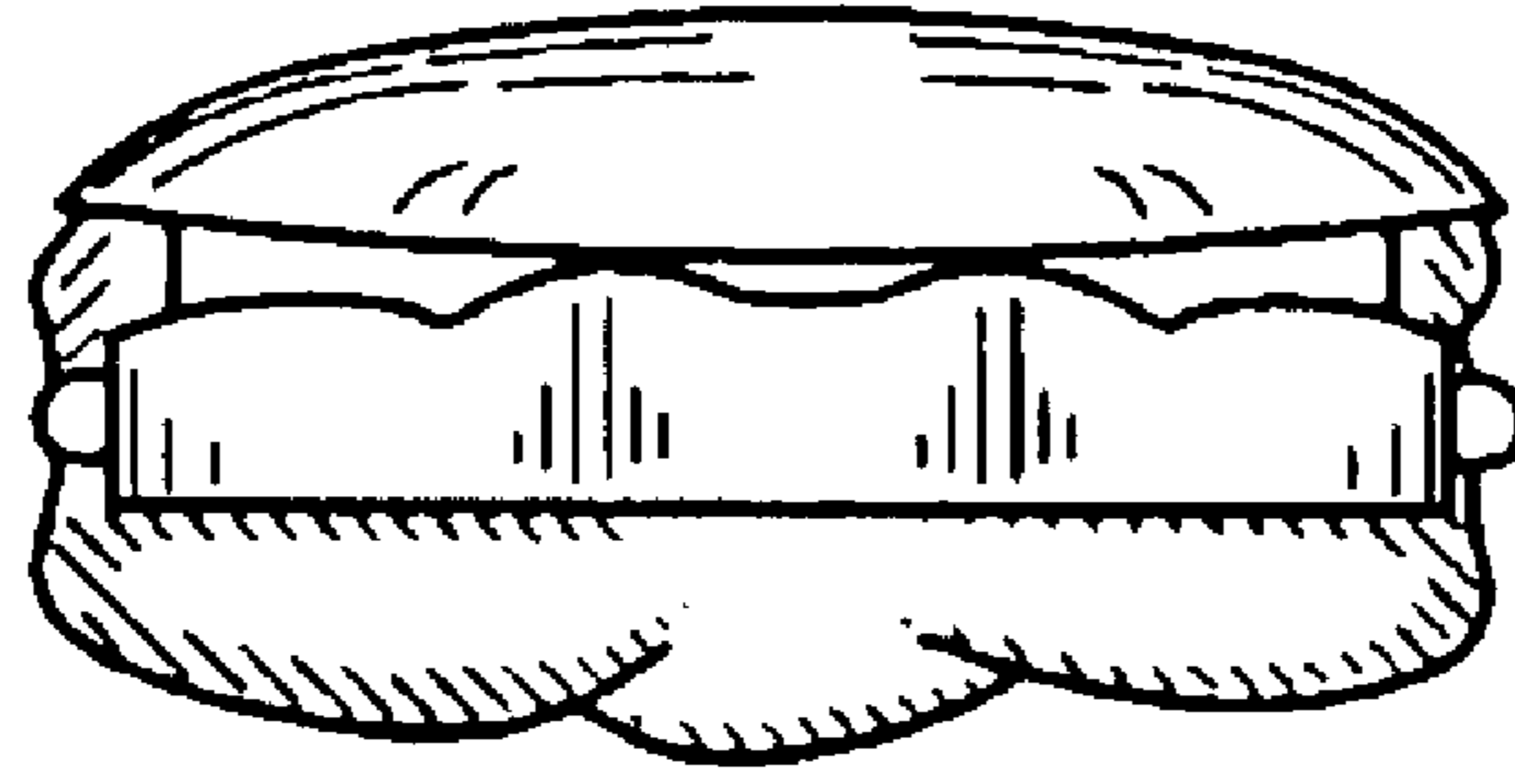


Fig. 1

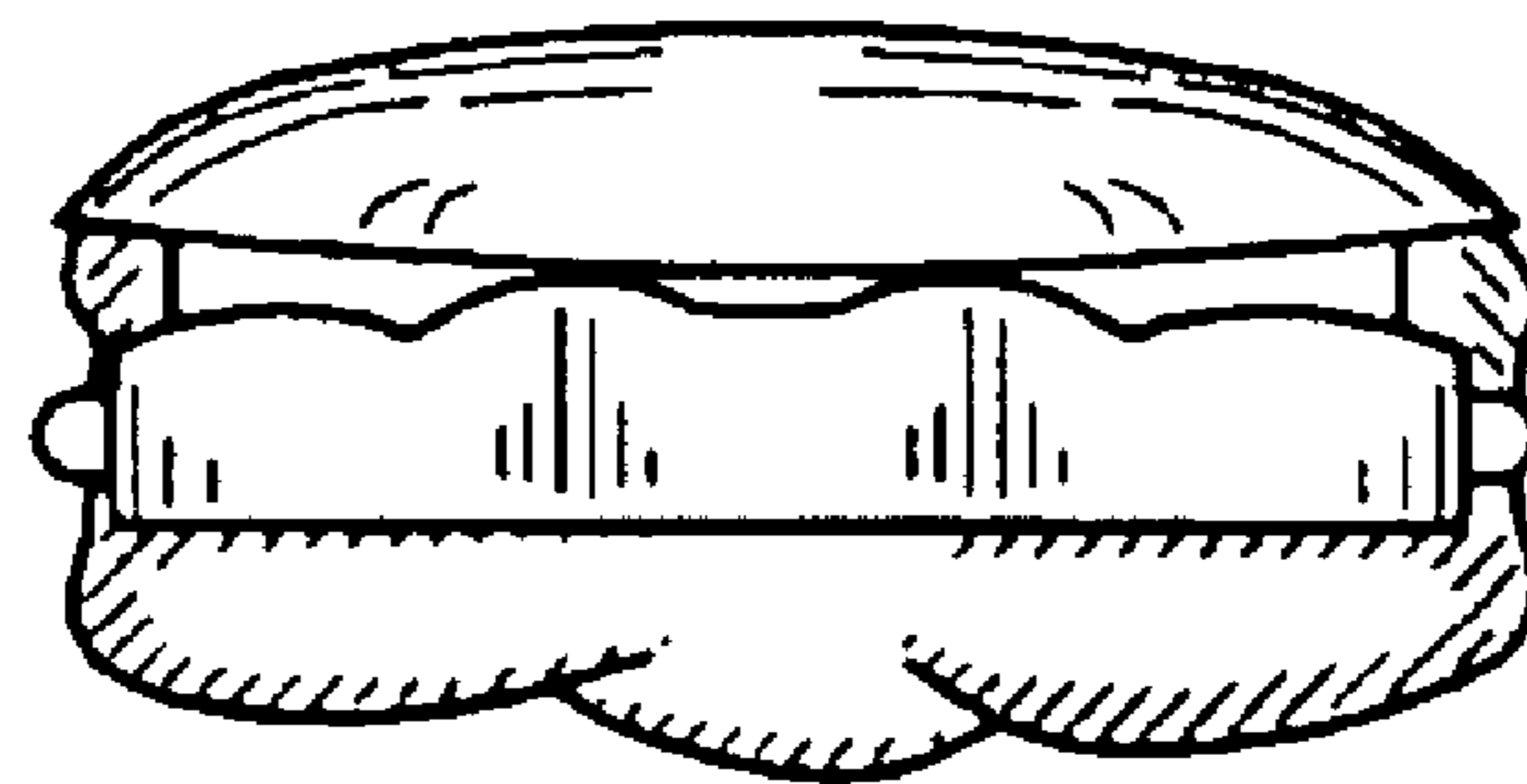


Fig. 2



Fig. 3



Fig. 4




Fig. 5




Fig. 6